



US00D590212S

(12) **United States Design Patent**  
**Mancha, Jr. et al.**

(10) **Patent No.:** **US D590,212 S**  
(45) **Date of Patent:** **\*\* Apr. 14, 2009**

(54) **BEVERAGE HOLDER**

(75) Inventors: **Jesus Mancha, Jr.**, San Antonio, TX (US); **James Hector Gonzales**, San Antonio, TX (US); **Kristen H. Lage**, Carmel, IN (US)

(73) Assignee: **Norwood Operating Company, LLC**, Indianapolis, IN (US)

(\*\*) Term: **14 Years**

(21) Appl. No.: **29/295,848**

(22) Filed: **Oct. 9, 2007**

(51) **LOC (9) Cl.** ..... **07-06**

(52) **U.S. Cl.** ..... **D7/624.2; D7/607**

(58) **Field of Classification Search** ..... D7/605-608,  
D7/619.1-625; 220/737-740, 915.1, 915.2,  
220/902, 903; 62/457.1-457.8, 529, 530;  
D9/444

See application file for complete search history.

(56) **References Cited**

**U.S. PATENT DOCUMENTS**

4,344,303	A *	8/1982	Kelly, Jr.	62/530
D276,119	S *	10/1984	Heweston	D7/607
D276,203	S *	11/1984	Heweston	D7/607
D276,205	S *	11/1984	Heweston	D7/607
4,540,611	A *	9/1985	Henderson	428/12
D282,234	S *	1/1986	Henderson	D7/608
D290,922	S *	7/1987	Herrera	
D299,202	S *	1/1989	Corcoran	D7/605
D332,677	S *	1/1993	Samelson	D34/1

D335,614	S	5/1993	Diab	
D347,361	S	5/1994	Herrera	
5,551,592	A	9/1996	Barton et al.	
D380,651	S	7/1997	Herrera	
5,909,821	A	6/1999	Guridi	
6,059,140	A *	5/2000	Hicks	220/739
D433,880	S	11/2000	Herrera	
6,164,487	A *	12/2000	Hicks	220/739
D538,113	S	3/2007	Maxey	
7,228,987	B2	6/2007	Jones	
2005/0279751	A1	12/2005	Dempsey	

\* cited by examiner

*Primary Examiner*—Terry A Wallace

(74) *Attorney, Agent, or Firm*—Taft Stettinius & Hollister LLP

(57) **CLAIM**

The ornamental design for a beverage holder, as shown and described.

**DESCRIPTION**

FIG. 1 is a perspective view of a beverage holder showing our new design, the broken lines are for illustrative purposes only;

FIG. 2 is a front view thereof;

FIG. 3 is a top plan view thereof;



FIG. 4 is a bottom plan view thereof;

FIG. 5 is a side view thereof;

FIG. 6 is a side view thereof in a flattened state; and,

FIG. 7 is a front view of FIG. 6.

**1 Claim, 3 Drawing Sheets**






Fig. 1




Fig. 2




Fig. 3

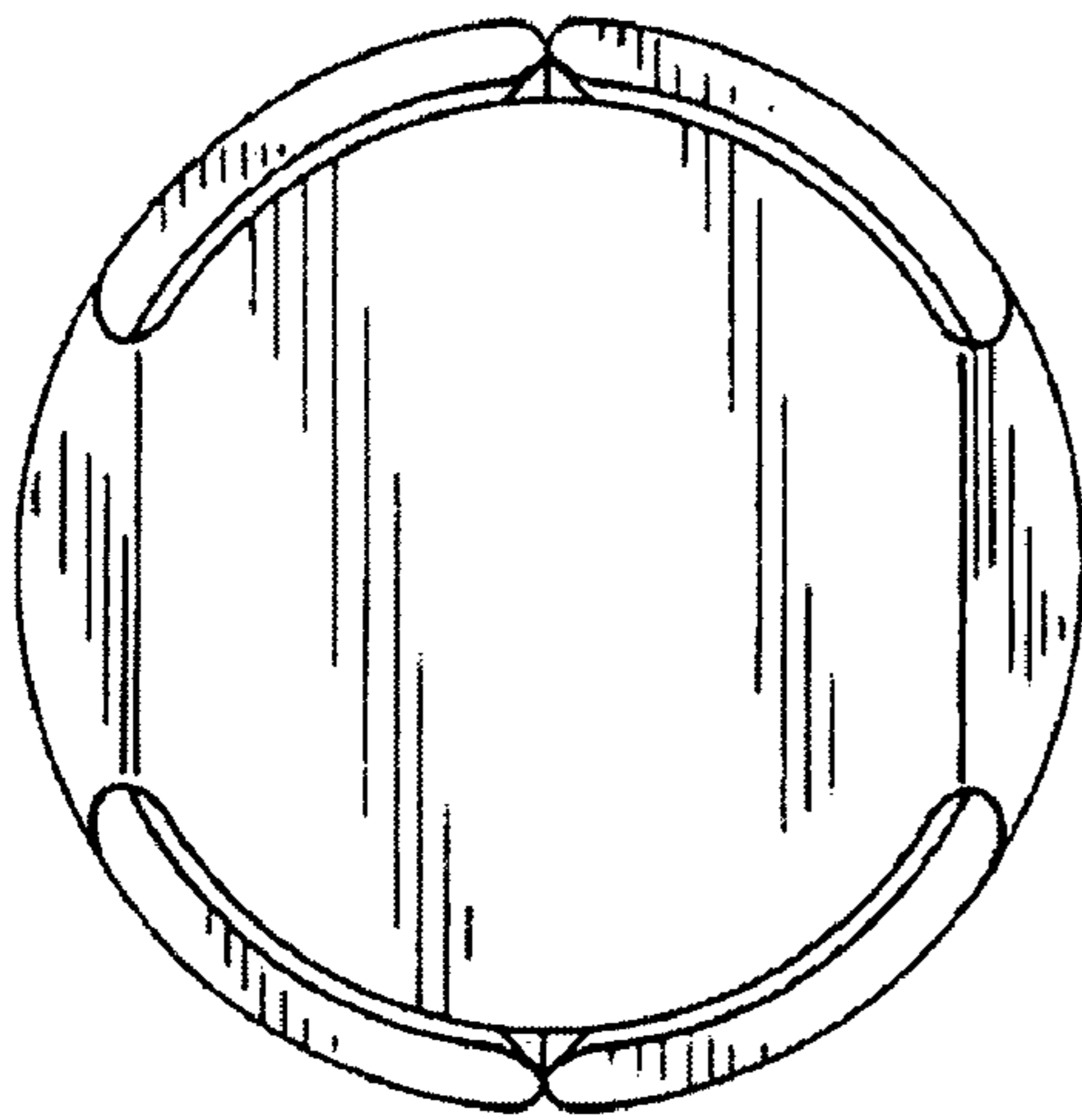


Fig. 4




Fig. 5




Fig. 6

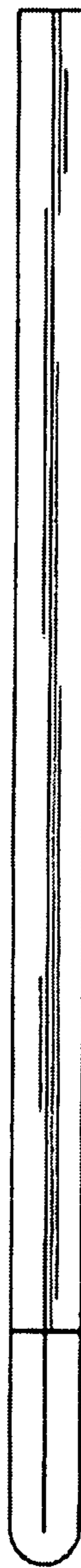


Fig. 7