



US00D590210S

(12) **United States Design Patent**
Metcalf

(10) **Patent No.:** **US D590,210 S**
(45) **Date of Patent:** **** Apr. 14, 2009**

(54) **COASTER**

(76) Inventor: **Christopher John Metcalfe**, 56
Thorncombe Rd., Te Awamutu (NZ)
3800

(**) Term: **14 Years**

(21) Appl. No.: **29/297,893**

(22) Filed: **Nov. 21, 2007**

(51) **LOC (9) Cl.** **07-06**

(52) **U.S. Cl.** **D7/624.1; D21/480**

(58) **Field of Classification Search** D7/601,
D7/619.1, 624.1, 637, 640, 641; D24/227,
D24/228; 211/41.1, 41.2, 41.7, 60.1, 70.6,
211/70.7, 74-75; 248/37.3, 37.6, 176.1,
248/176.2; D21/478-480

See application file for complete search history.

(56) **References Cited**

U.S. PATENT DOCUMENTS

- 169,709 A * 11/1875 Kinsey 446/125
- D52,546 S * 10/1918 Schmelzer D21/631
- D155,329 S * 9/1949 Bindman D21/484
- D169,482 S * 5/1953 Henke et al. D21/480
- 3,334,798 A * 8/1967 Pezely, Jr. et al. 206/594

- 3,819,188 A * 6/1974 Freedman 273/160
- D274,444 S * 6/1984 Symons D21/621
- 5,481,841 A * 1/1996 Osborn 52/311.2

* cited by examiner

Primary Examiner—Ian Simmons

Assistant Examiner—Dana L Sipos

(74) *Attorney, Agent, or Firm*—Calfee, Halter & Griswold
LLP

(57) **CLAIM**

I claim the ornamental design for a coaster, as shown and described.

DESCRIPTION

FIG. 1 is a top plan view of a coaster in accordance with my new design;

FIG. 2 is a top perspective view thereof; and,

FIG. 3 is a top plan view thereof, showing multiple coasters in an interlocking arrangement.

Any portions of the Figures shown in phantom lines are not part of the claimed design, but are for either illustration purposes only or to show the environment of the design.

1 Claim, 1 Drawing Sheet

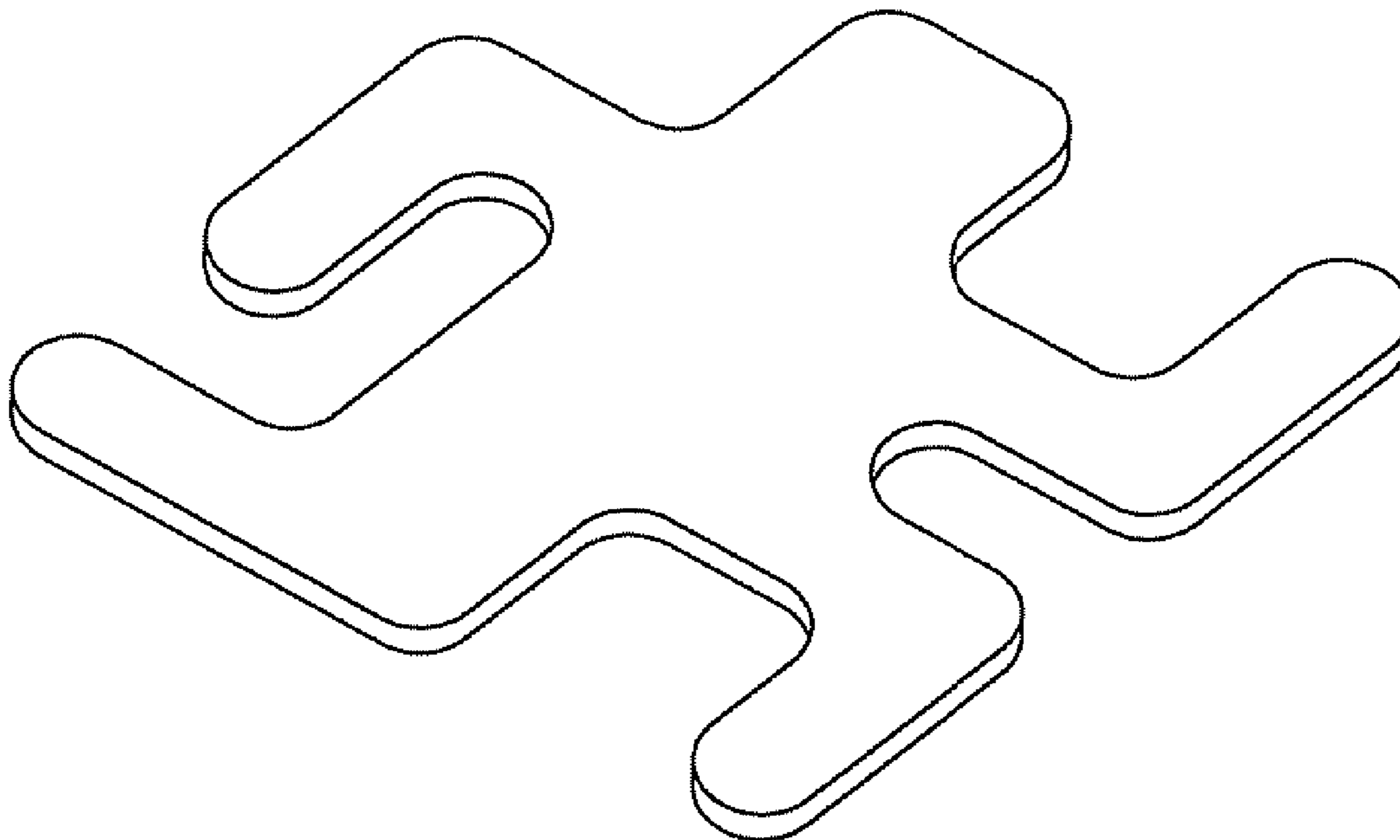


Fig 1

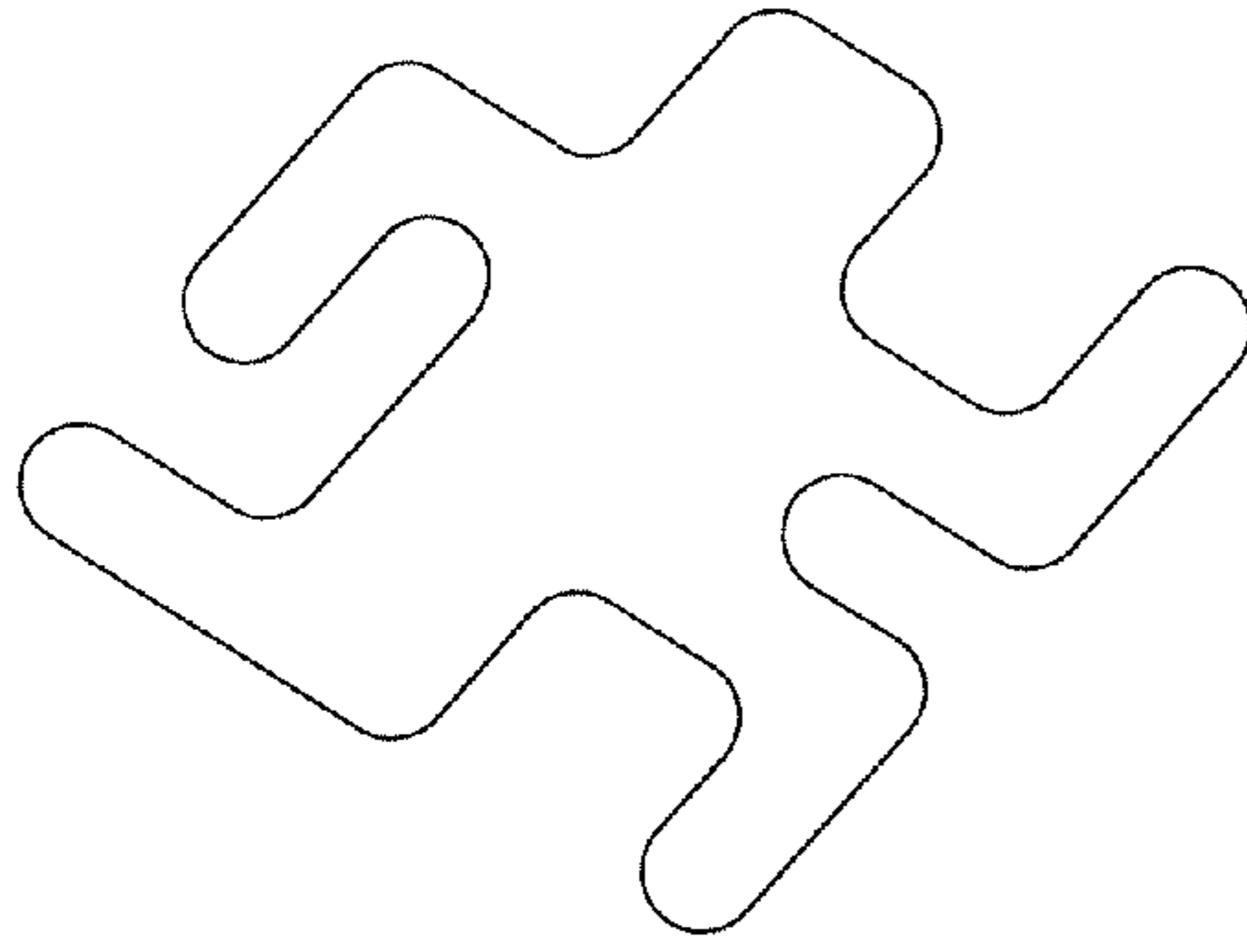


Fig 2

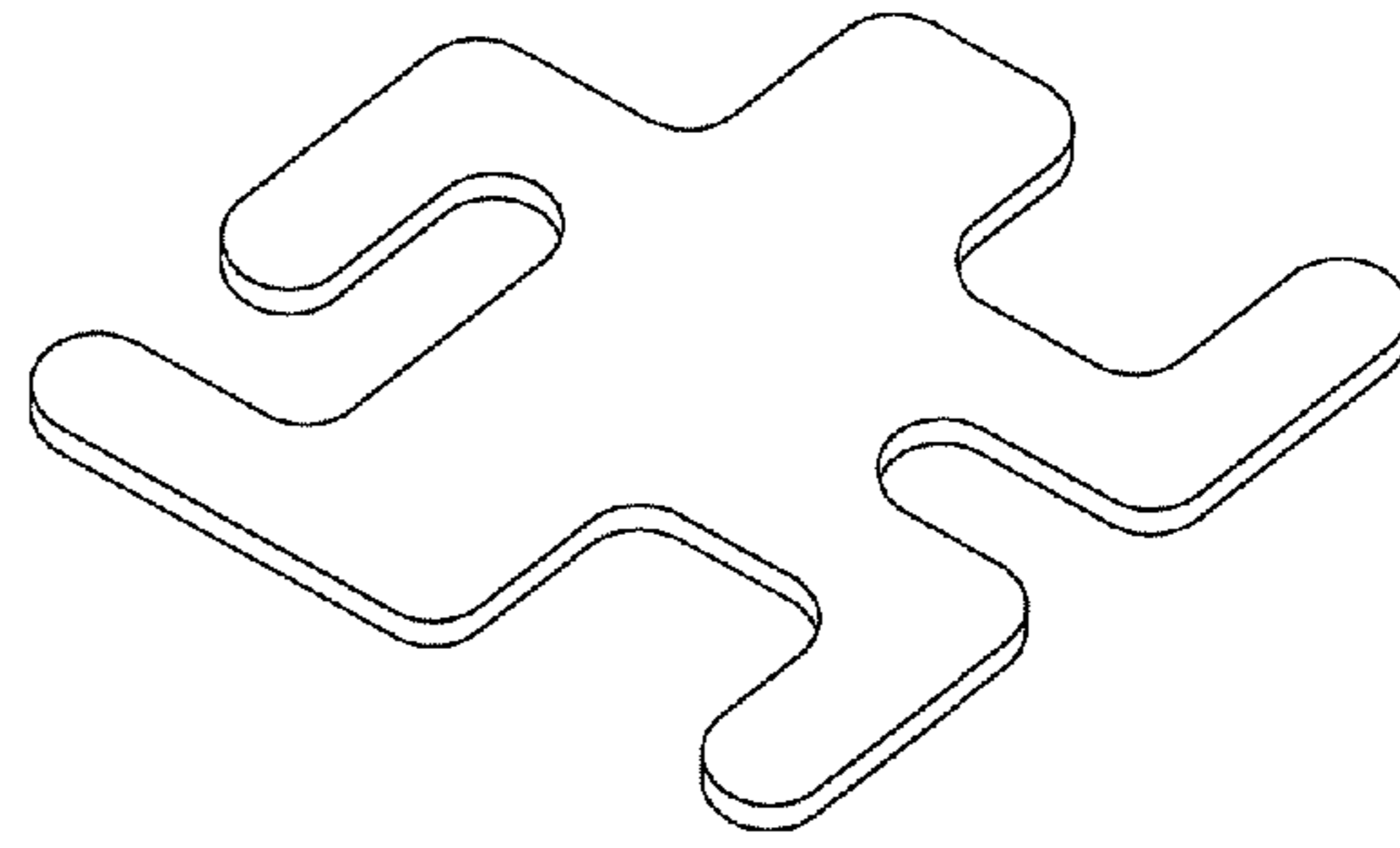


Fig 3

