



US00D590209S

(12) **United States Design Patent**  
**Barducci**

(10) **Patent No.:** **US D590,209 S**

(45) **Date of Patent:** **\*\* Apr. 14, 2009**

(54) **GLASS**

(75) Inventor: **Claudio Barducci**, Trieste (IT)

(73) Assignee: **Italesse Srl**, Muggia (IT)

(\*\*) Term: **14 Years**

(21) Appl. No.: **29/279,067**

(22) Filed: **Apr. 19, 2007**

(30) **Foreign Application Priority Data**

Oct. 19, 2006 (EM) ..... 000606645

(51) **LOC (9) Cl.** ..... **07-01**

(52) **U.S. Cl.** ..... **D7/525; D7/524**

(58) **Field of Classification Search** ..... D7/521-527,  
D7/509, 514, 537; D11/153, 146; 99/275;  
215/374, 377; 220/592.16, 592.17, 710.5;  
206/217, 377

See application file for complete search history.

(56) **References Cited**

**U.S. PATENT DOCUMENTS**

D44,661 S \* 9/1913 Hunter ..... D7/524  
D71,767 S \* 12/1926 Schmidt ..... D7/525  
4,555,040 A \* 11/1985 Butenschon ..... 215/365  
D290,208 S \* 6/1987 Hlava et al. .... D7/523  
D298,397 S \* 11/1988 Durand ..... D7/525  
D298,995 S \* 12/1988 Durand ..... D7/525  
D299,200 S \* 1/1989 Durand ..... D7/527

D305,392 S \* 1/1990 Durand ..... D7/525  
D370,597 S \* 6/1996 Hoffer ..... D7/525  
D497,773 S \* 11/2004 Riedel ..... D7/524  
D560,436 S \* 1/2008 Mangano ..... D7/524

\* cited by examiner

*Primary Examiner*—Philip S Hyder

*Assistant Examiner*—Cynthia Underwood

(74) *Attorney, Agent, or Firm*—Panitch Schwarze Belisario & Nadel LLP

(57) **CLAIM**

The ornamental design for a glass, as shown and described.

**DESCRIPTION**

FIG. 1 is a top perspective view of a glass in accordance with my new design;

FIG. 2 is a front elevational view thereof, rear and side elevational views thereof being identical;

FIG. 3 is a top plan view thereof;

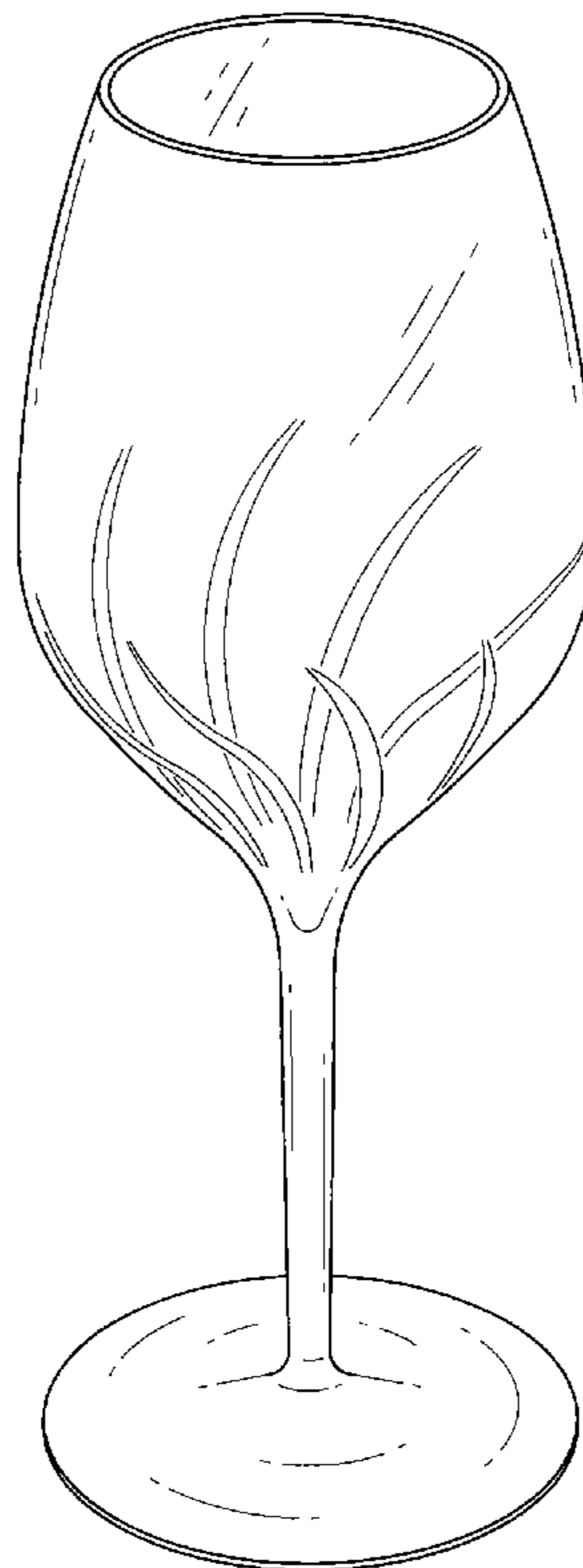
FIG. 4 is a bottom plan view thereof;

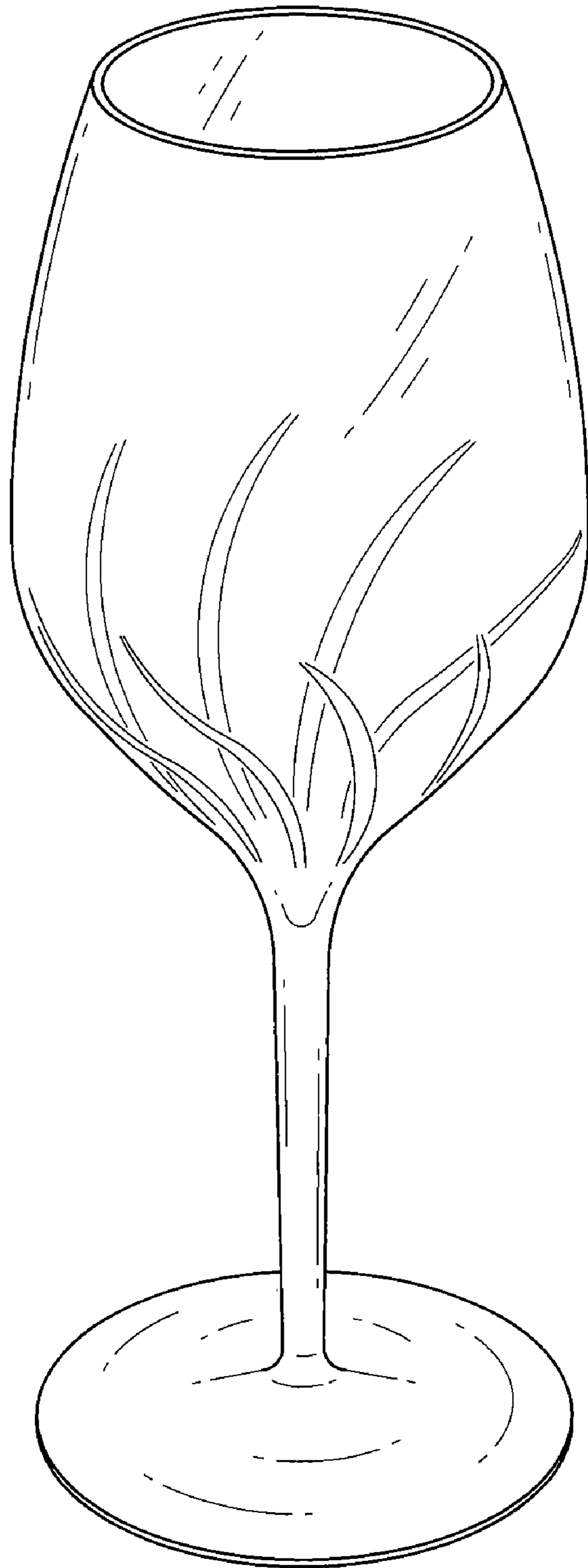
FIG. 5 is an enlarged and fragmentary front elevational view of a top portion thereof; and,

FIG. 6 is an alternative enlarged and fragmentary front elevational view of the top portion thereof.

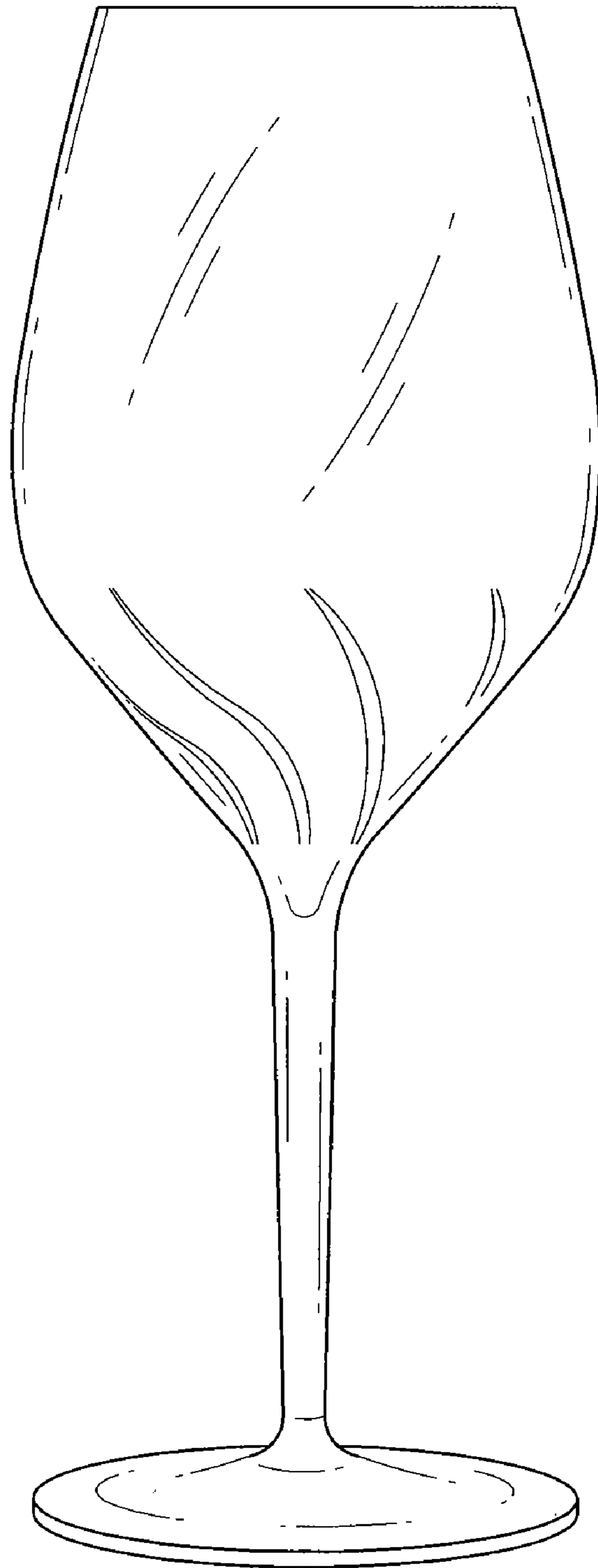
The broken line showing of the top and bottom of the glass in FIGS. 5 and 6 illustrates the boundaries of the claimed design. The broken lines form no part of the claimed design.

**1 Claim, 5 Drawing Sheets**







***Fig. 1***



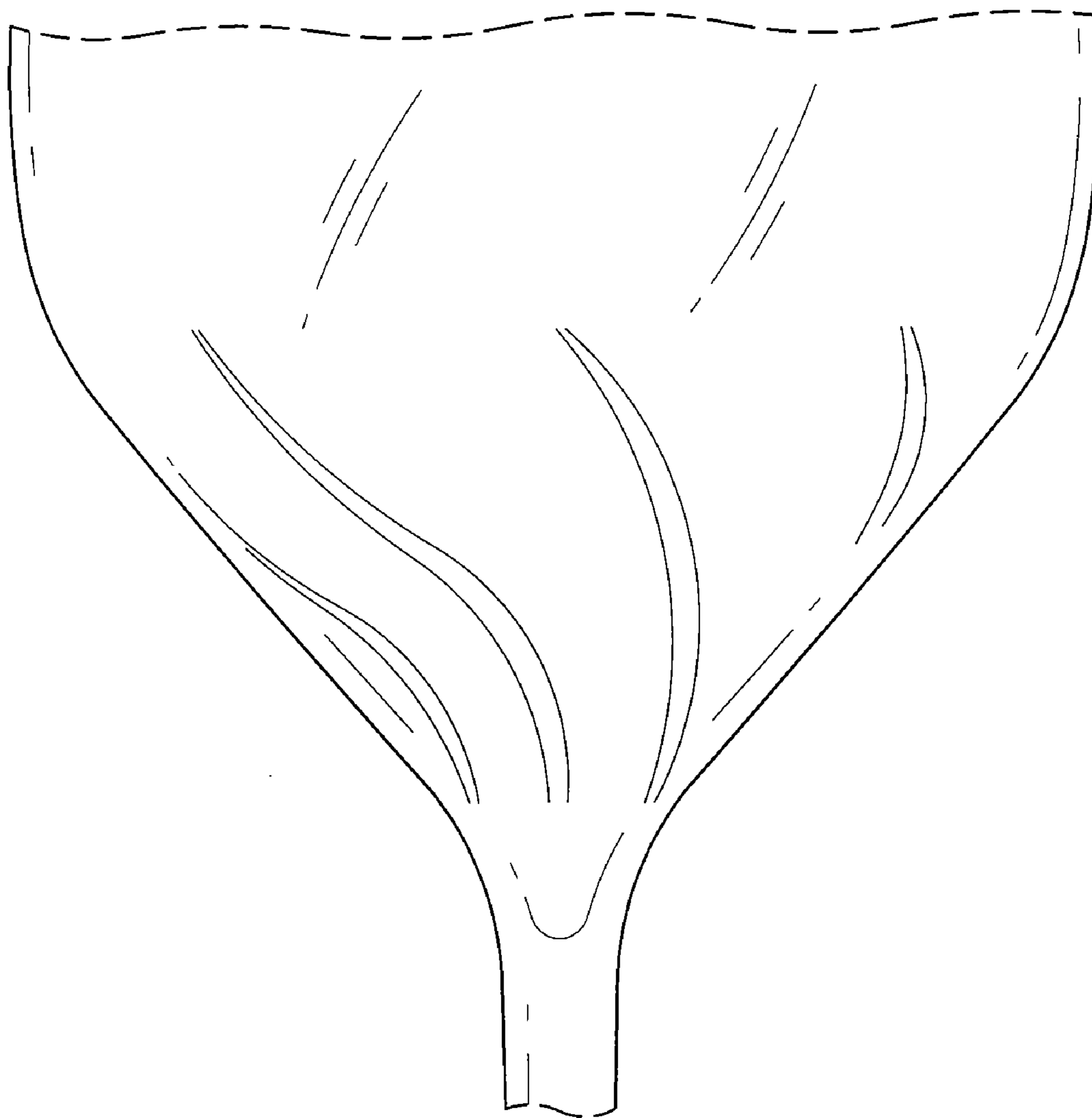
*Fig. 2*



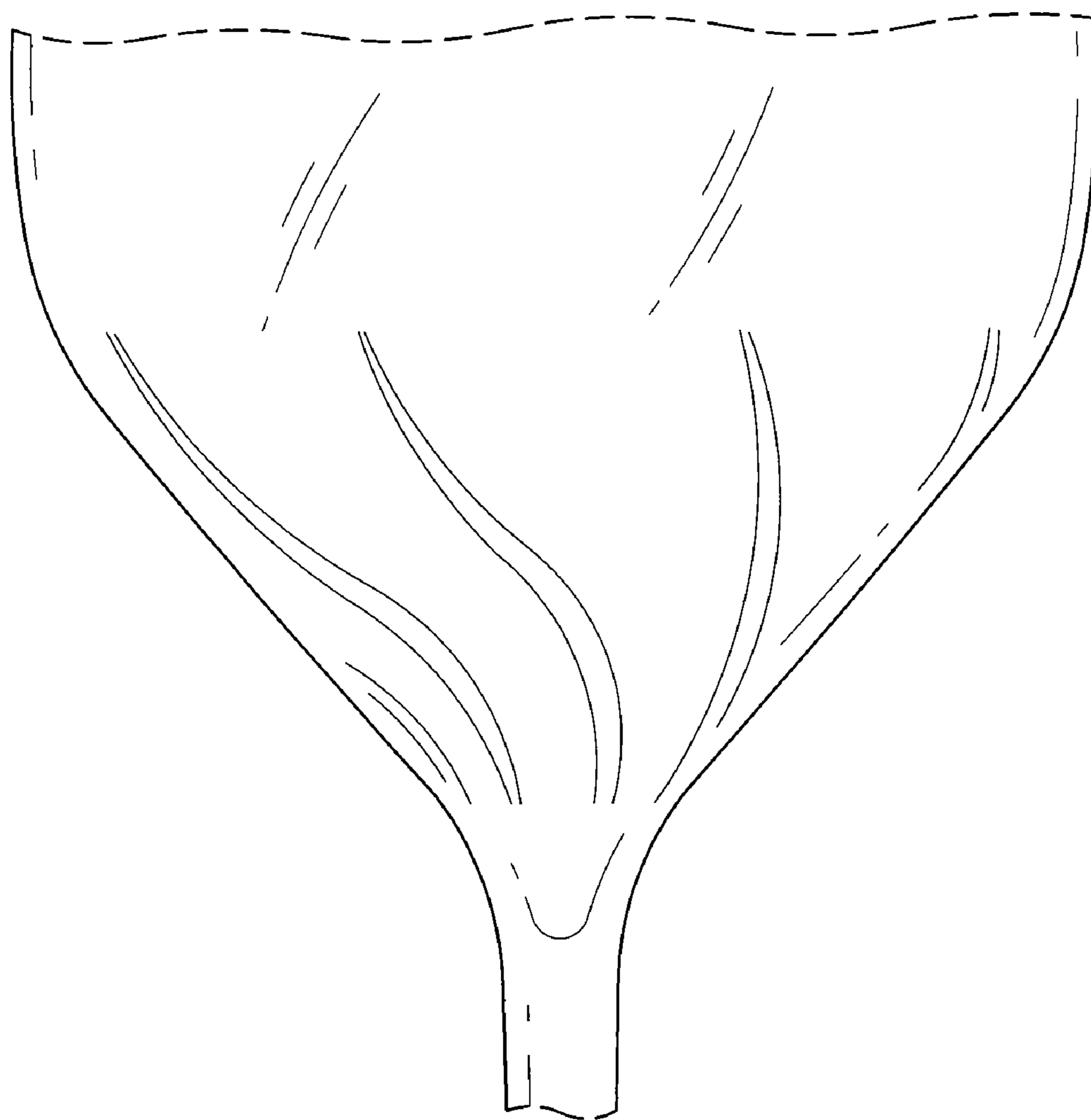
*Fig. 3*



*Fig. 4*



***Fig. 5***



***Fig. 6***