

US00D590196S

(12) **United States Design Patent**  
**Simmons**

(10) **Patent No.:** **US D590,196 S**

(45) **Date of Patent:** **\*\* Apr. 14, 2009**

(54) **WINDOW CURTAIN**

(76) Inventor: **Matthew Simmons**, R.R. 18 Box 6005,  
Stroudsburg, PA (US) 18301

(\*\*) Term: **14 Years**

(21) Appl. No.: **29/312,337**

(22) Filed: **Oct. 15, 2008**

(51) **LOC (9) Cl.** ..... **06-10**

(52) **U.S. Cl.** ..... **D6/575; D5/53**

(58) **Field of Classification Search** ..... D6/575,  
D6/576, 580, 581, 582, 594, 595; 160/23.1,  
160/90, 98, 133, 236, 237, 238, 267.1, 273.1,  
160/290.1, 310; D5/53, 58, 59; 15/215,  
15/216, 217; 428/78, 88, 198  
See application file for complete search history.

(56) **References Cited**

**U.S. PATENT DOCUMENTS**

- 3,484,835 A \* 12/1969 Trounstine et al. .... 428/179
- 4,381,633 A 5/1983 MacLeod
- 4,422,492 A 12/1983 Bledsoe
- 4,531,562 A 7/1985 Swanson
- D335,604 S \* 5/1993 Lui et al. .... D6/575
- D382,754 S \* 8/1997 Siegel et al. .... D6/575

- D415,382 S \* 10/1999 Walker ..... D6/576
- D438,743 S \* 3/2001 Trogolo et al. .... D6/575
- D566,447 S \* 4/2008 Hohmann ..... D6/575

\* cited by examiner

*Primary Examiner*—Robert M Spear  
*Assistant Examiner*—Barbara B Lohr

(57) **CLAIM**

The ornamental design for a window curtain, as shown and described.

**DESCRIPTION**

FIG. 1 is a perspective view of a window curtain showing my new design;

FIG. 2 is a front elevational view thereof;

FIG. 3 is a rear elevational view thereof;

FIG. 4 is a right side elevational thereof;

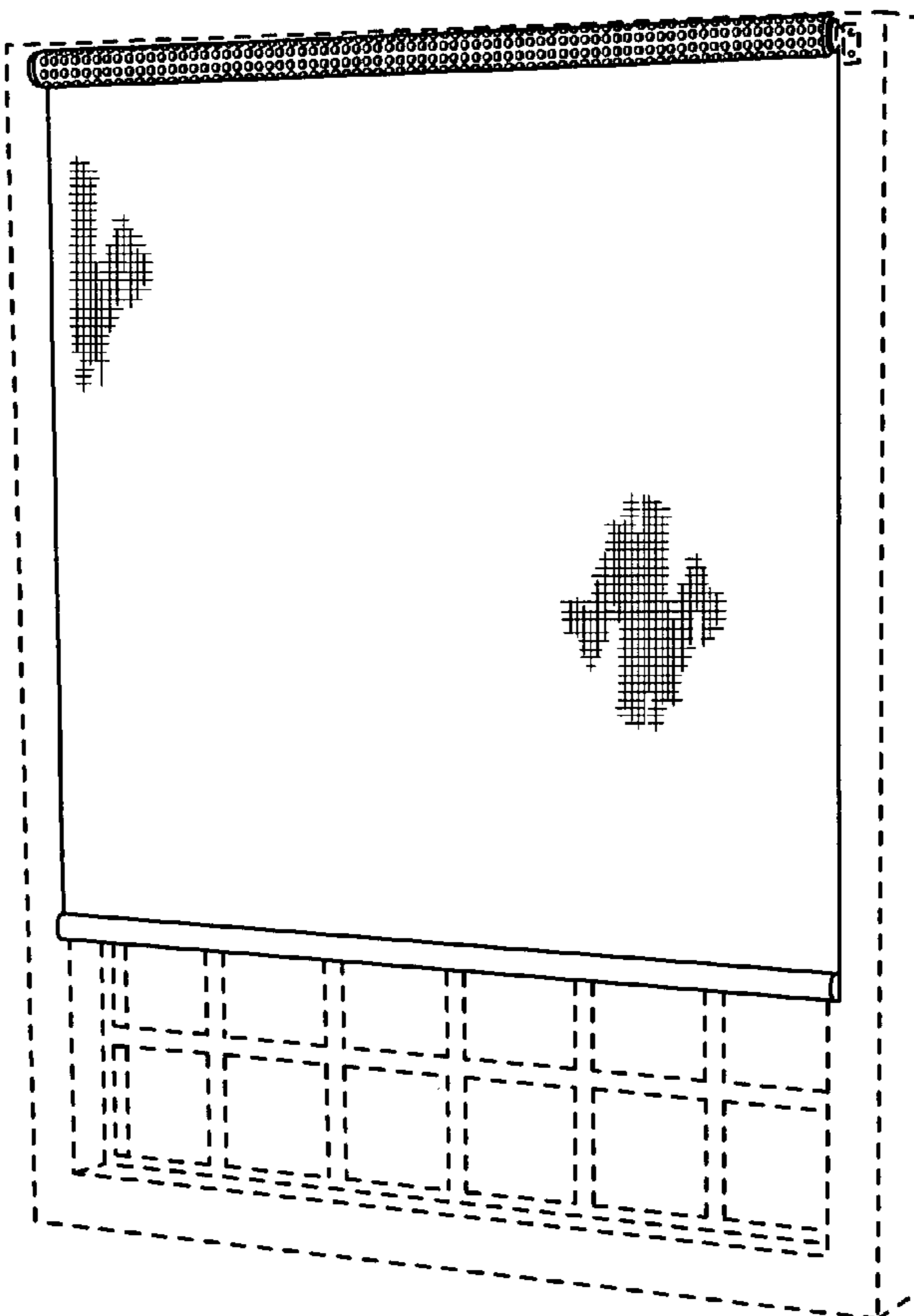
FIG. 5 is a left side elevational view thereof;

FIG. 6 is a top plan view thereof; and,

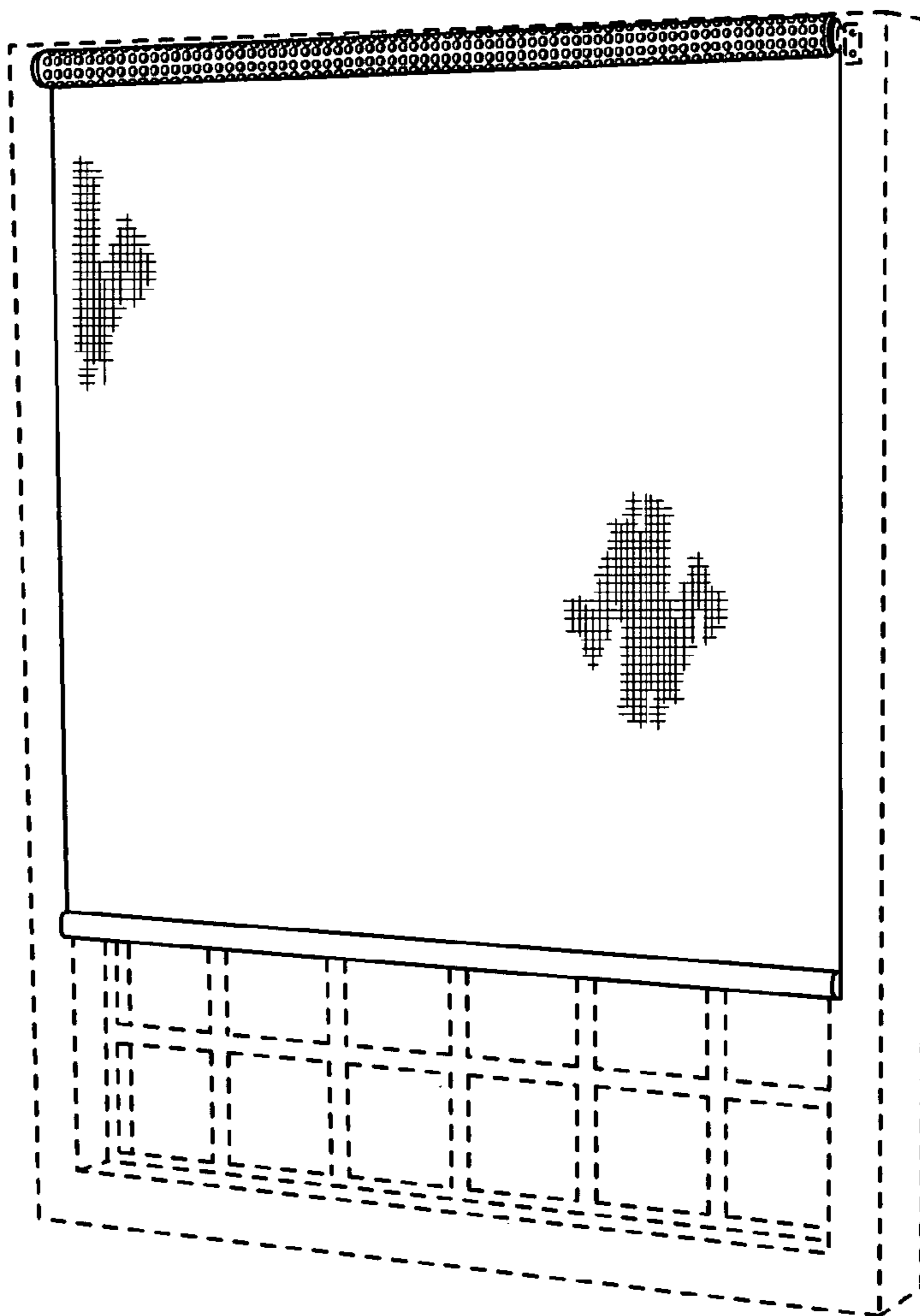
FIG. 7 is a bottom plan view thereof.

The broken lines depict environmental structure only and form no part of the claimed design.


**1 Claim, 2 Drawing Sheets**




*Fig. 1*

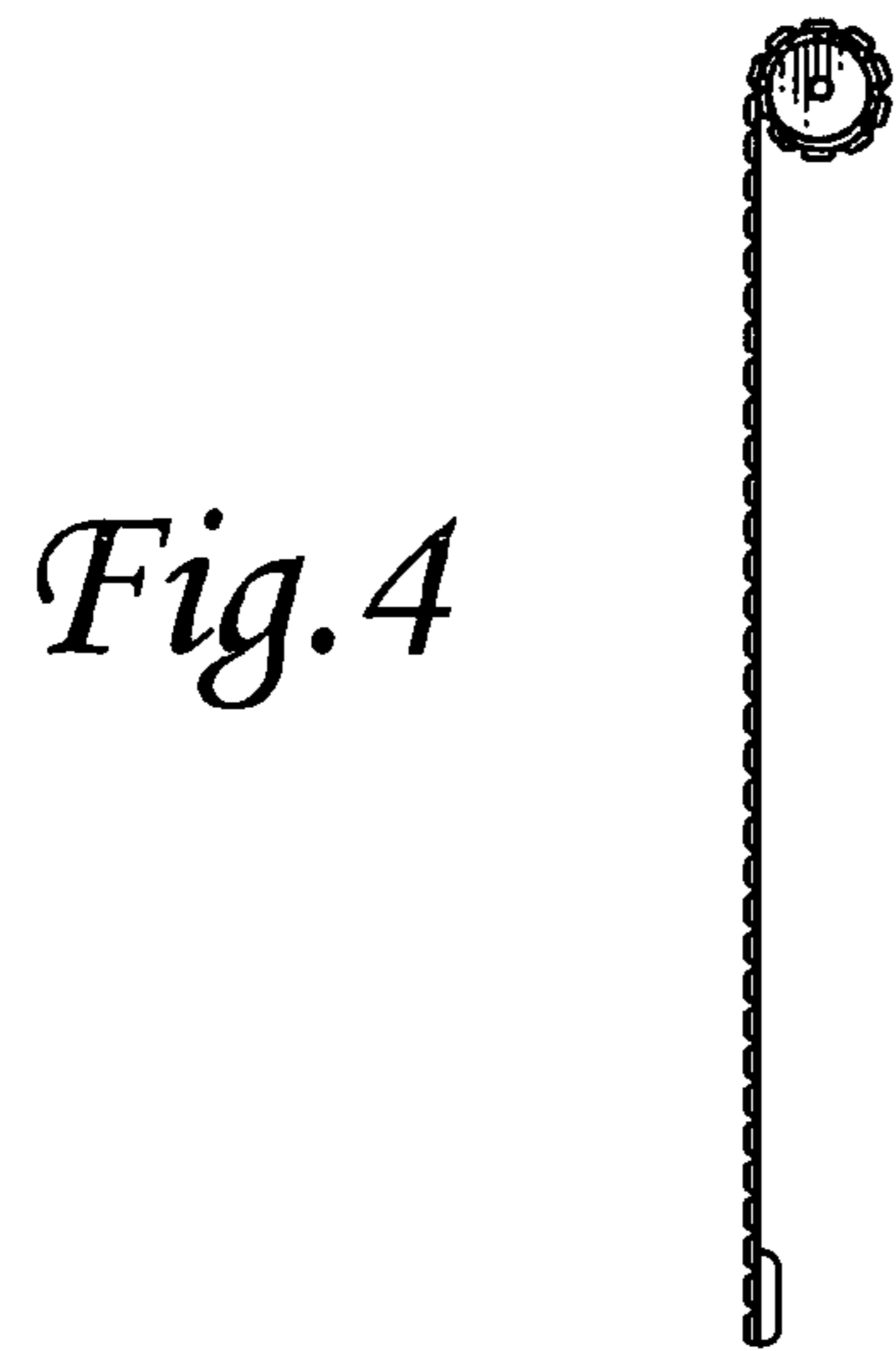


*Fig. 2*

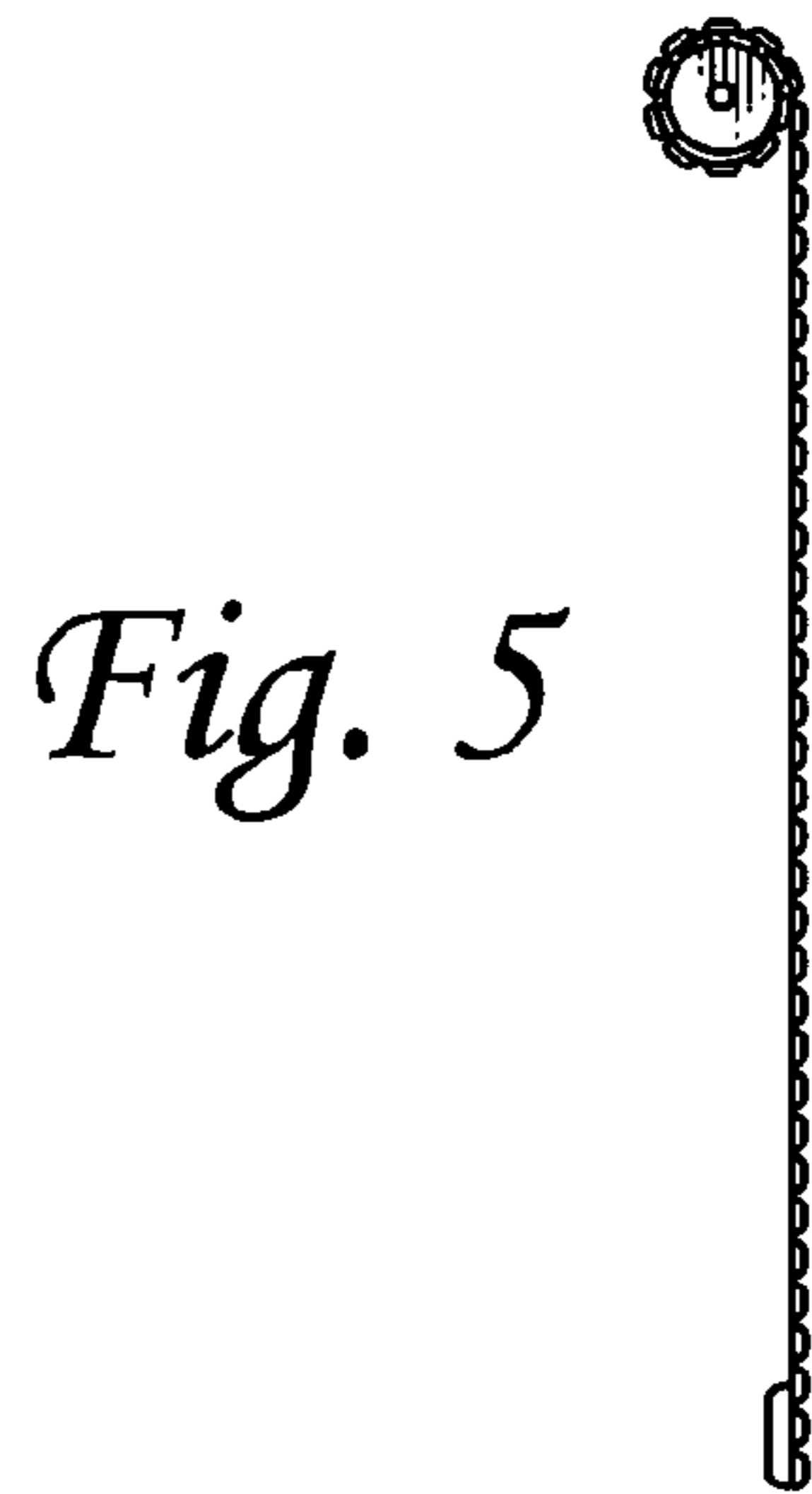




*Fig. 3*




*Fig. 4*



*Fig. 5*

*Fig. 6*



*Fig. 7*

