



US00D590187S

(12) **United States Design Patent**
Domack et al.

(10) **Patent No.:** **US D590,187 S**
(45) **Date of Patent:** **** Apr. 14, 2009**

(54) **COUNTER TOP TABLE**

D501,103 S * 1/2005 Ashby et al. D6/480
D552,382 S 10/2007 Theeman
D565,329 S * 4/2008 Domack et al. D6/480

(75) Inventors: **Randy D. Domack**, Trempealeau, WI
(US); **Terry A. Everson**, Blair, WI (US)

OTHER PUBLICATIONS

(73) Assignee: **Ashley Furniture Industries, Inc.**,
Arcadia, WI (US)

“Newhouse” D208, Ashley Furniture Industries, product catalog
Prior to Apr. 25, 2008.
“Rivers Bend” D225, Ashley Furniture Industries, product catalog
prior to Apr. 25, 2008.
“Whittmore” D302, Ashley Furniture Industries, product catalog
prior to Apr. 25, 2008.
“Rotandi” D307, Ashley Furniture Industries, product catalog prior
to Apr. 25, 2008.
“Berringer” D199, Ashley Furniture Industries, product catalog prior
to Apr. 25, 2008.

(**) Term: **14 Years**

* cited by examiner

(21) Appl. No.: **29/317,263**

(22) Filed: **Apr. 25, 2008**

(51) **LOC (9) Cl.** **06-03**

(52) **U.S. Cl.** **D6/486**

(58) **Field of Classification Search** D6/480–489,
D6/495–499, 429–431, 511; 108/150, 153.1,
108/156, 157.1, 161, 50.01, 50.02; 248/188,
248/188.1, 188.7, 188.8

See application file for complete search history.

Primary Examiner—Janice E Seeger

(74) *Attorney, Agent, or Firm*—Patterson, Thuente, Skaar &
Christensen, P.A.

(56) **References Cited**

(57) **CLAIM**

U.S. PATENT DOCUMENTS

We claim the ornamental design for counter top table, as
shown and described.

- D41,500 S * 6/1911 Strobel et al. D6/486
- 1,899,835 A 2/1933 Thum
- 2,576,287 A 11/1951 English
- 3,185,423 A 5/1965 Jones, III
- 3,917,368 A * 11/1975 Gusdorf et al. 312/351.2
- D265,878 S * 8/1982 Wistehuff D6/488
- D308,611 S 6/1990 Hubert
- D328,001 S * 7/1992 Kelly D6/511
- D339,488 S 9/1993 Pizzi
- D353,286 S * 12/1994 Hand D6/480
- D399,681 S 10/1998 Grosfillex
- D402,830 S 12/1998 Chalmers
- D471,740 S 3/2003 Kanink et al.
- D481,559 S 11/2003 Weaver

DESCRIPTION

FIG. 1 is a front corner perspective view of a counter top table
according to an embodiment of the invention. The view from
the adjacent front corner being a mirror image thereof.

FIG. 2 is a front elevational view of a counter top table
according to an embodiment of the invention. The view from
the other three sides being identical thereto; and,

FIG. 3 is a top plan view of a counter top table according to an
embodiment of the invention.

1 Claim, 3 Drawing Sheets



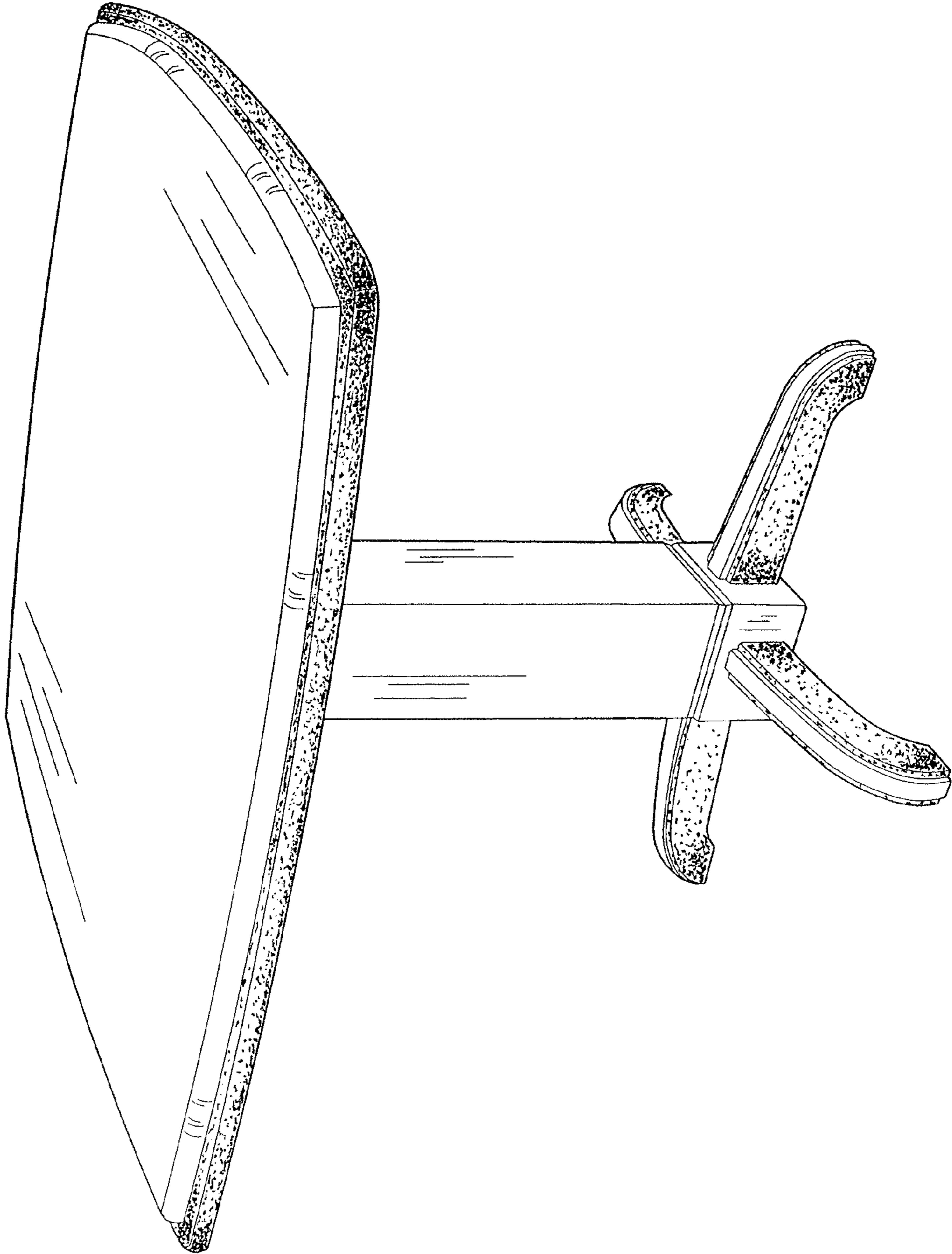


FIG. 1

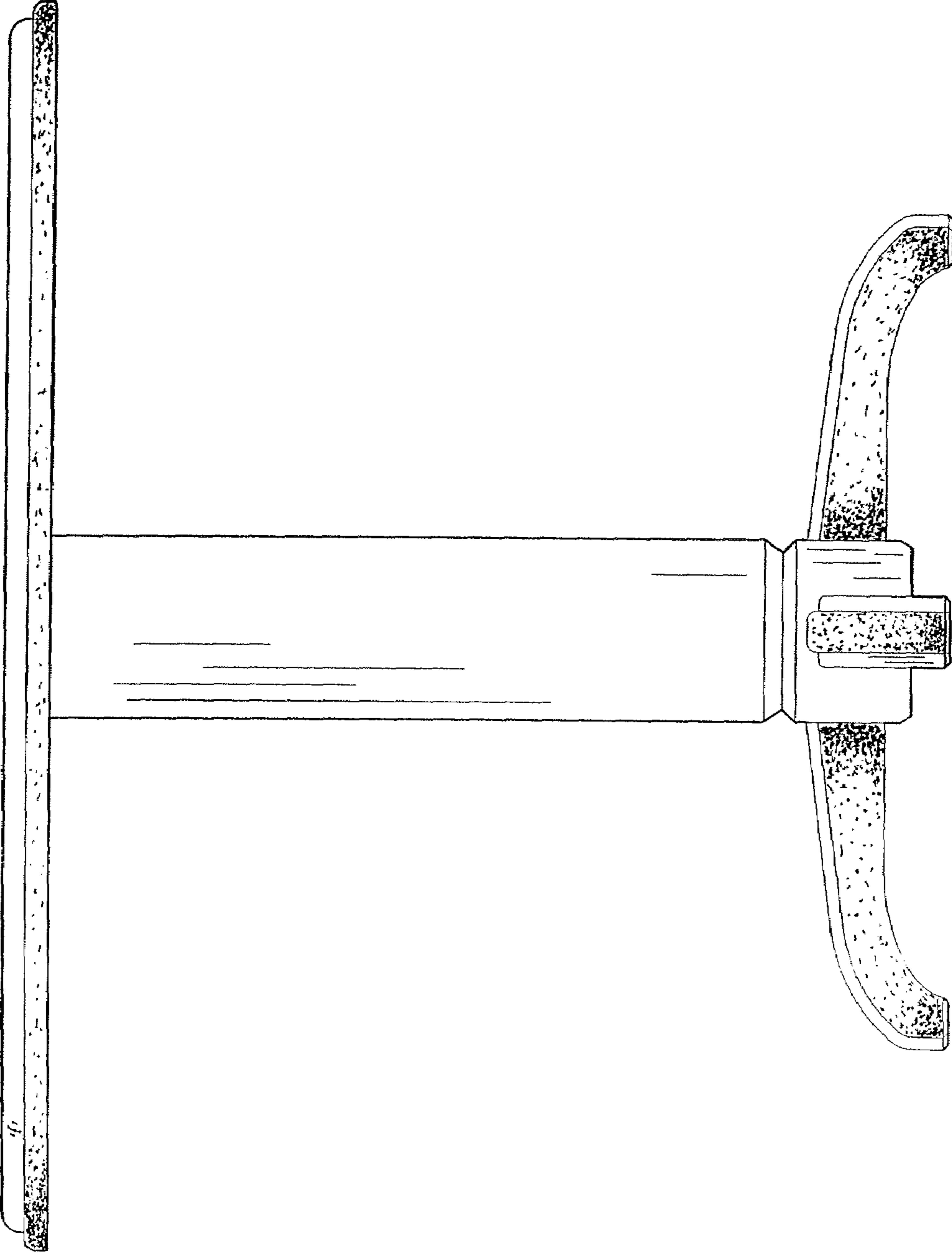


FIG. 2




FIG. 3