

US00D590179S

(12) **United States Design Patent**
Natuzzi

(10) **Patent No.:** **US D590,179 S**

(45) **Date of Patent:** **** Apr. 14, 2009**

(54) **SOFA**

(75) **Inventor:** **Pasquale Natuzzi**, Santeramo in Colle
Bari (IT)

(73) **Assignee:** **Natuzzi S.p.A.** (IT)

(**) **Term:** **14 Years**

(21) **Appl. No.:** **29/326,516**

(22) **Filed:** **Oct. 20, 2008**

(51) **LOC (9) Cl.** **06-01**

(52) **U.S. Cl.** **D6/381**

(58) **Field of Classification Search** D6/334,
D6/335, 349, 353, 368, 371, 377, 381, 382,
D6/383, 500–503; 297/16.1, 16.2, 34, 42,
297/44, 63, 232, 233, 350, 351, 353, 354.1,
297/445.1, 448.1, 448.2; 5/12.1, 12.2

See application file for complete search history.

(56) **References Cited**

U.S. PATENT DOCUMENTS

D474,915 S * 5/2003 Ricci D6/381
D489,195 S * 5/2004 Natuzzi D6/381
D494,376 S * 8/2004 Natuzzi D6/381

D540,062 S * 4/2007 Natuzzi D6/381
D541,075 S * 4/2007 Natuzzi D6/381
D547,084 S * 7/2007 Natuzzi D6/381
D549,483 S * 8/2007 Natuzzi D6/381

* cited by examiner

Primary Examiner—Sandra Snapp

(74) *Attorney, Agent, or Firm*—St. Onge Steward Johnston &
Reens LLC

(57) **CLAIM**

The ornamental design for a sofa, as shown and described.

DESCRIPTION

FIG. 1 is a front perspective view of a sofa showing my design;

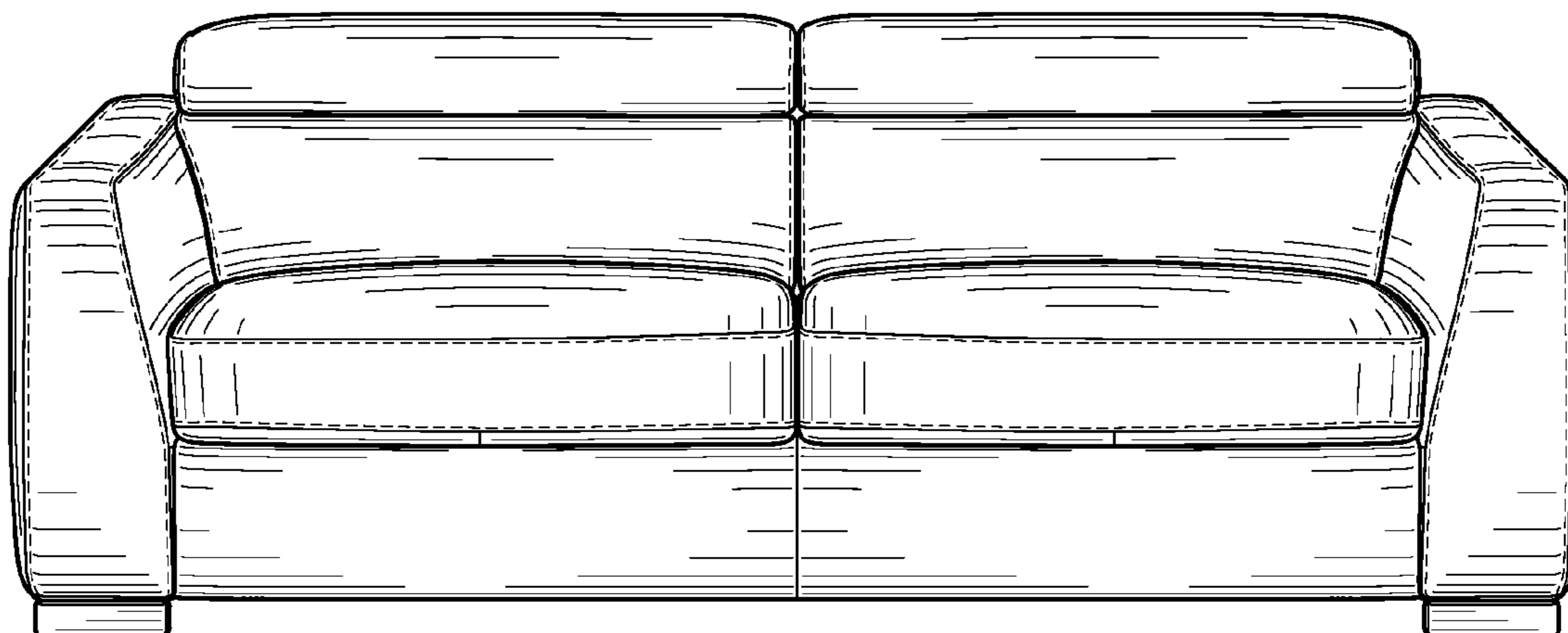
FIG. 2 is a top perspective view thereof;

FIG. 3 is a rear perspective view thereof; and,

FIG. 4 is a side elevation view thereof, the opposite side elevation view being a mirror image thereof.

The broken lines shown on the sofa are understood to represent stitching.

1 Claim, 2 Drawing Sheets



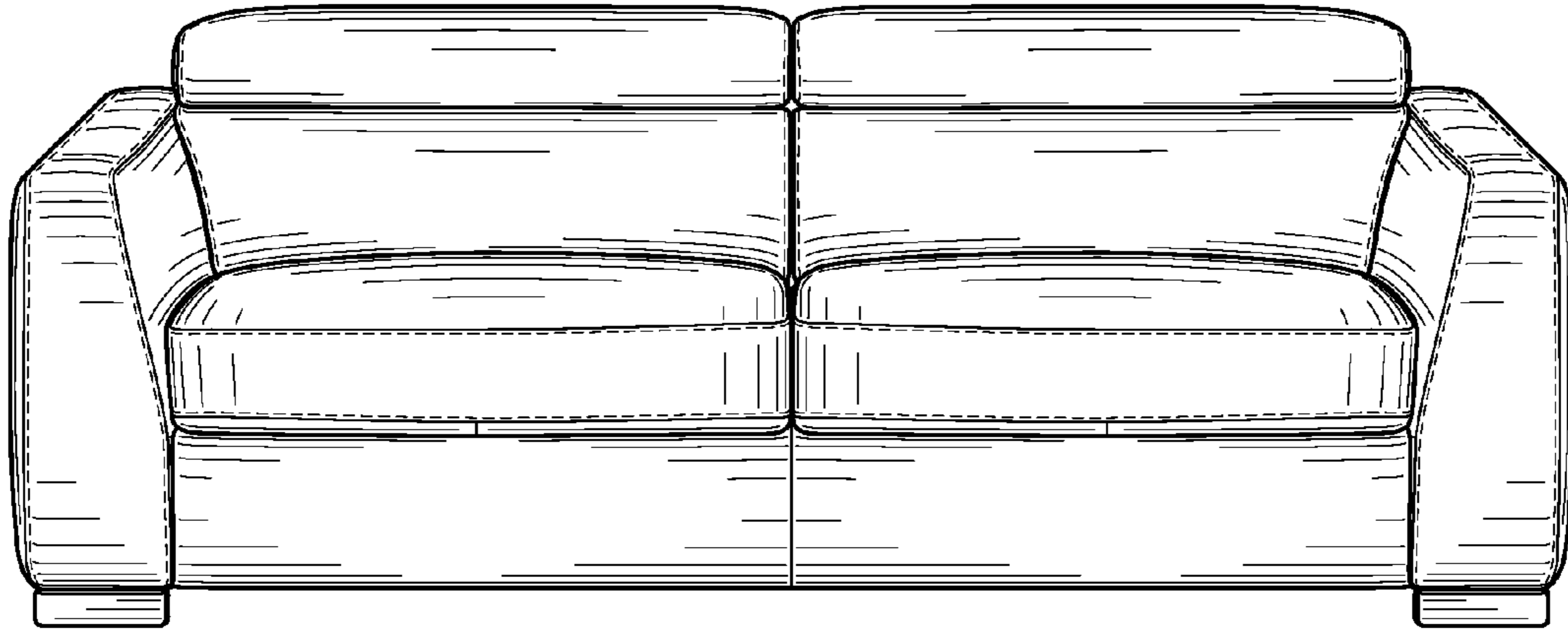


FIG. 1

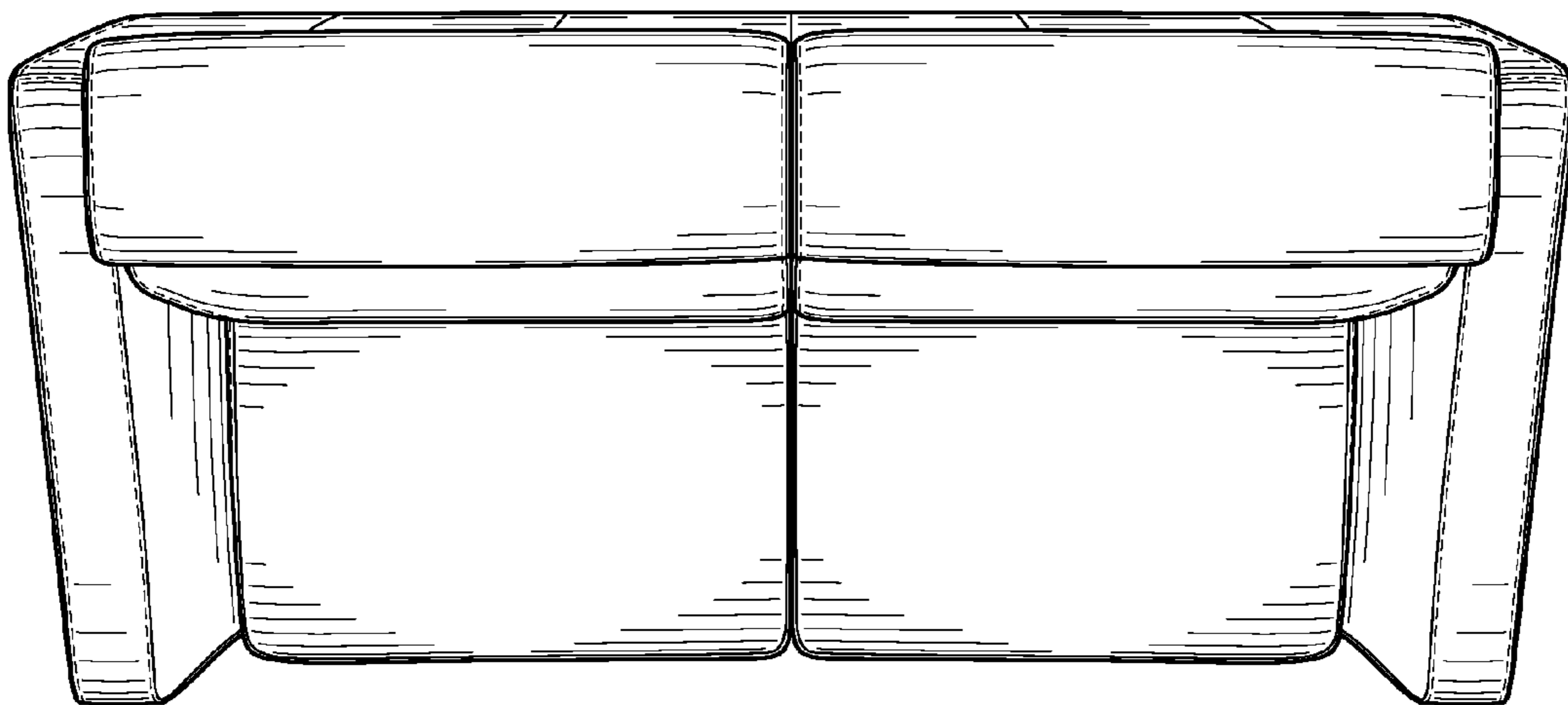


FIG. 2

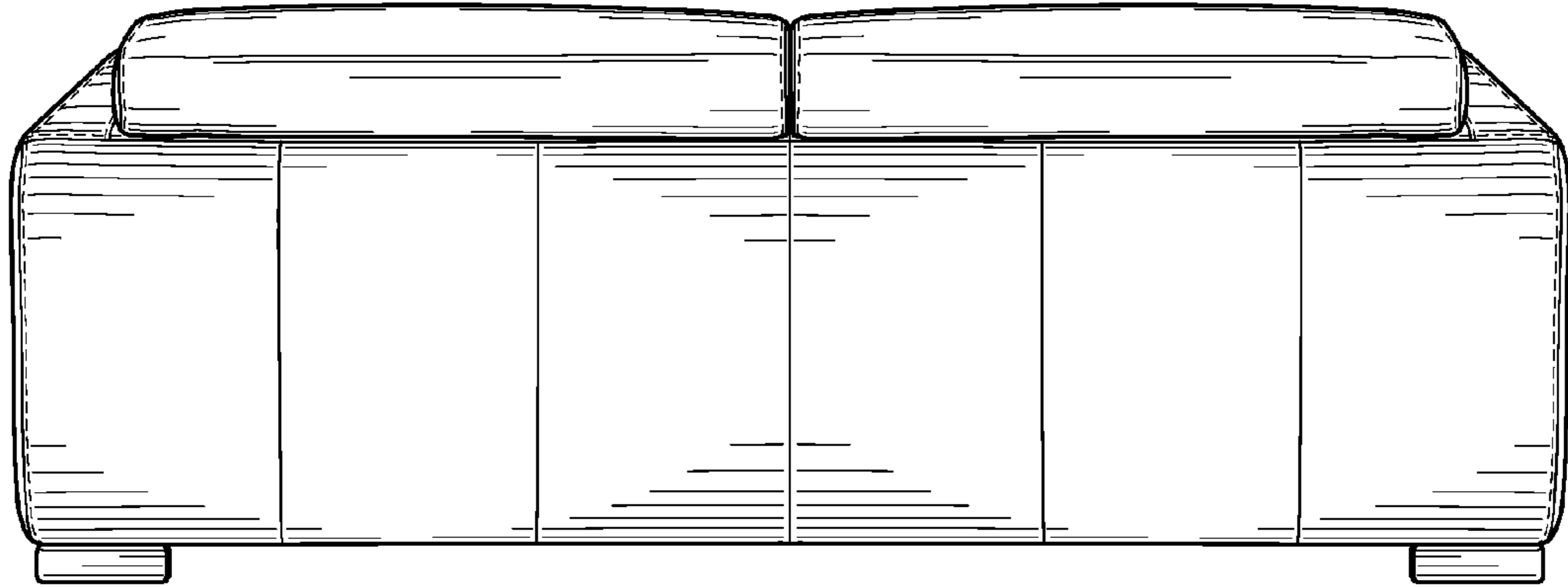


FIG. 3




FIG. 4