



US00D590177S

(12) **United States Design Patent**
Natuzzi

(10) **Patent No.:** **US D590,177 S**
(45) **Date of Patent:** **** Apr. 14, 2009**

- (54) **SOFA**
- (75) Inventor: **Pasquale Natuzzi**, Santeramo in Colle
Bari (IT)
- (73) Assignee: **Natuzzi S.p.A.** (IT)
- (**) Term: **14 Years**
- (21) Appl. No.: **29/326,509**
- (22) Filed: **Oct. 20, 2008**
- (51) **LOC (9) Cl.** **06-01**
- (52) **U.S. Cl.** **D6/381**
- (58) **Field of Classification Search** D6/334,
D6/335, 349, 353, 368, 371, 377, 381, 382,
D6/383, 500–503; 297/16.1, 16.2, 42, 44,
297/63, 34, 232, 233, 350, 351, 353, 354.1,
297/445.1, 448.1, 448.2; 5/12.1, 12.2
See application file for complete search history.

- D544,725 S * 6/2007 Natuzzi D6/381
- D570,129 S * 6/2008 Natuzzi D6/381
- D572,034 S * 7/2008 Natuzzi D6/381
- D577,506 S * 9/2008 Natuzzi D6/381

* cited by examiner

Primary Examiner—Sandra Snapp
(74) *Attorney, Agent, or Firm*—St. Onge Steward Johnston &
Reens LLC

(56) **References Cited**

U.S. PATENT DOCUMENTS

- D509,370 S * 9/2005 Natuzzi D6/334
- D525,044 S * 7/2006 Natuzzi D6/381

(57) **CLAIM**


The ornamental design for a sofa, as shown and described.

DESCRIPTION

FIG. 1 is a front elevation view of a sofa showing my design;
FIG. 2 is top plan view thereof;
FIG. 3 is a back view thereof; and,
FIG. 4 is a side view thereof, an opposite side view being a
mirror image thereof.

The broken lines shown on the sofa are understood to represent stitching.

1 Claim, 2 Drawing Sheets






FIG. 1

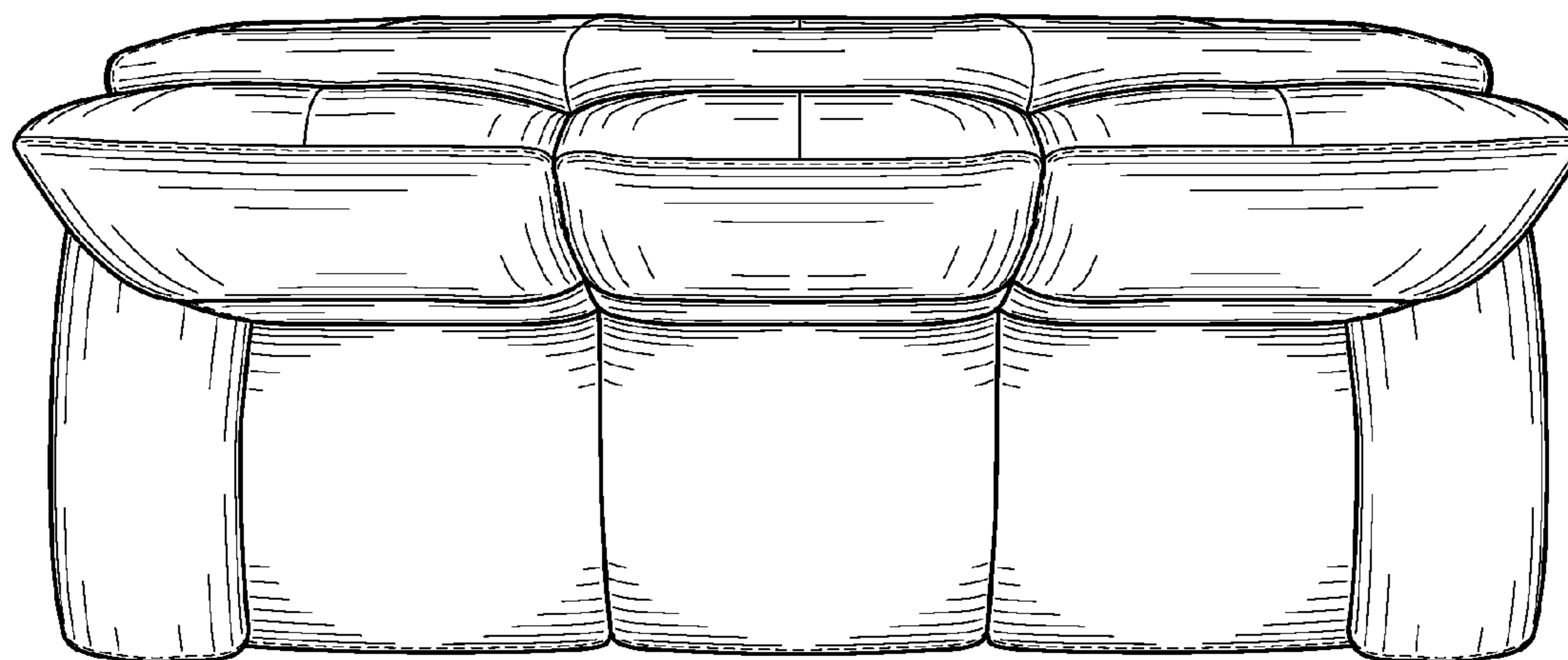


FIG. 2




FIG. 3

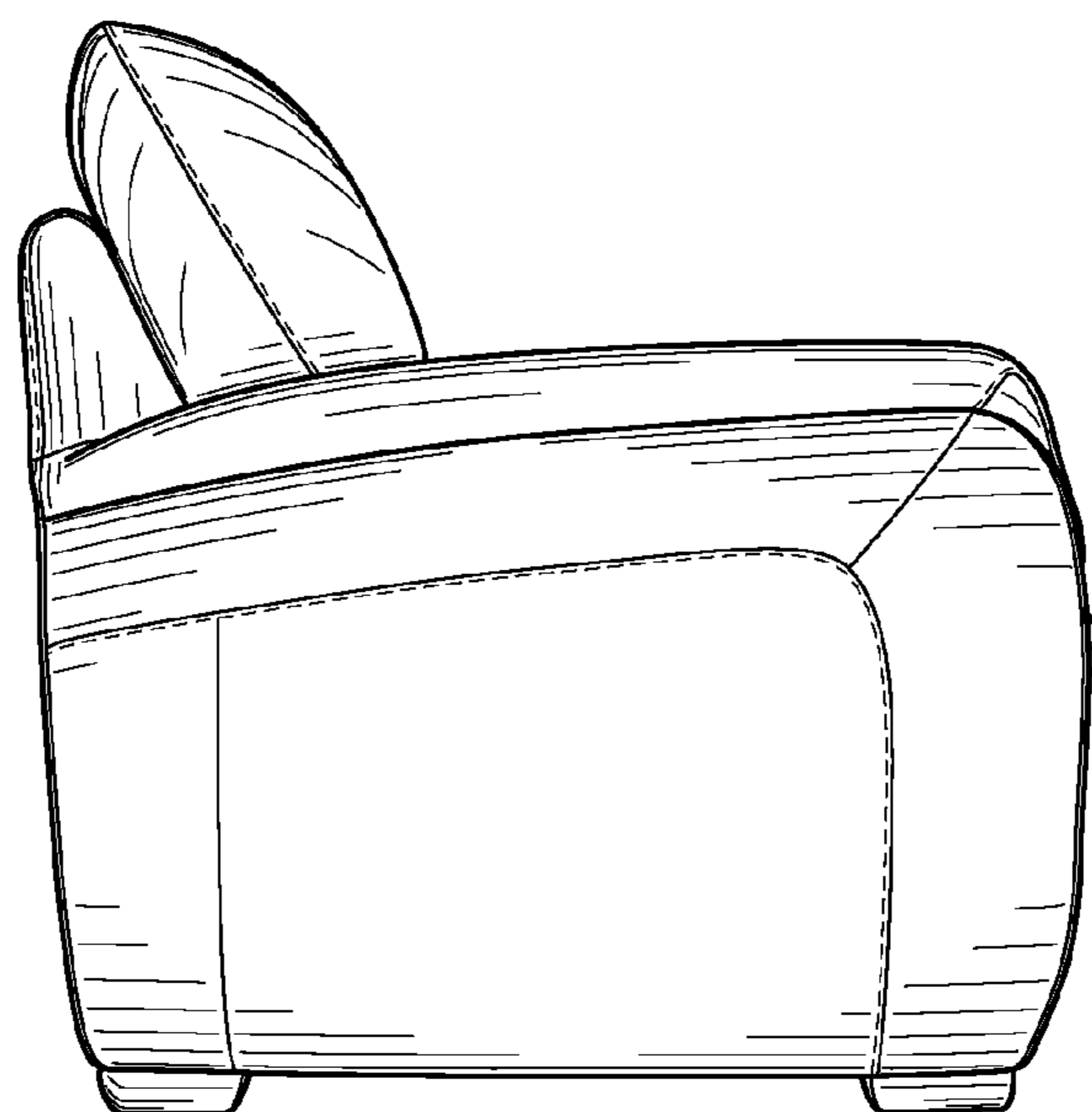


FIG. 4