

US00D590170S

(12) **United States Design Patent**
Natuzzi

(10) **Patent No.:** **US D590,170 S**
(45) **Date of Patent:** **** Apr. 14, 2009**

- (54) **SOFA**
- (75) Inventor: **Pasquale Natuzzi**, Santeramo in Colle
Bari (IT)
- (73) Assignee: **Natuzzi S.p.A.** (IT)
- (**) Term: **14 Years**
- (21) Appl. No.: **29/326,426**
- (22) Filed: **Oct. 17, 2008**
- (51) **LOC (9) Cl.** **06-01**
- (52) **U.S. Cl.** **D6/381**
- (58) **Field of Classification Search** D6/334,
D6/335, 349, 353, 368, 371, 377, 381, 382,
D6/383, 500–503; 297/16.1, 16.2, 34, 42,
297/44, 63, 232, 233, 350, 351, 353, 354.1,
297/445.1, 448.1, 448.2; 5/12.1, 12.2
See application file for complete search history.

(56) **References Cited**

U.S. PATENT DOCUMENTS

| | | | | | |
|------------|---|---------|----------------|-------|--------|
| D374,355 S | * | 10/1996 | Natuzzi et al. | | D6/381 |
| D382,130 S | * | 8/1997 | Natuzzi et al. | | D6/381 |
| D384,219 S | * | 9/1997 | Natuzzi et al. | | D6/381 |
| D495,517 S | * | 9/2004 | Ricci | | D6/381 |
| D502,018 S | * | 2/2005 | Ricci | | D6/381 |
| D504,028 S | * | 4/2005 | Ricci | | D6/381 |

| | | | | | |
|------------|---|---------|---------|-------|--------|
| D512,241 S | * | 12/2005 | Ricci | | D6/381 |
| D525,043 S | * | 7/2006 | Natuzzi | | D6/381 |
| D544,242 S | * | 6/2007 | Ricci | | D6/381 |
| D547,085 S | * | 7/2007 | Natuzzi | | D6/381 |
| D547,089 S | * | 7/2007 | Natuzzi | | D6/381 |
| D547,090 S | * | 7/2007 | Natuzzi | | D6/381 |
| D549,982 S | * | 9/2007 | Natuzzi | | D6/381 |
| D552,861 S | * | 10/2007 | Natuzzi | | D6/381 |
| D552,868 S | * | 10/2007 | Natuzzi | | D6/381 |
| D552,873 S | * | 10/2007 | Natuzzi | | D6/381 |

* cited by examiner

Primary Examiner—Sandra Snapp

(74) *Attorney, Agent, or Firm*—St. Onge Steward Johnston & Reens LLC

(57) **CLAIM**

The ornamental design for a sofa, as shown and described.

DESCRIPTION

FIG. 1 is a front elevation view of a sofa showing my design;


FIG. 2 is top plan view thereof;

FIG. 3 is a back view thereof; and,

FIG. 4 is a side view thereof, an opposite side view being a mirror image thereof.

The broken lines shown on the sofa are understood to represent stitching.

1 Claim, 2 Drawing Sheets



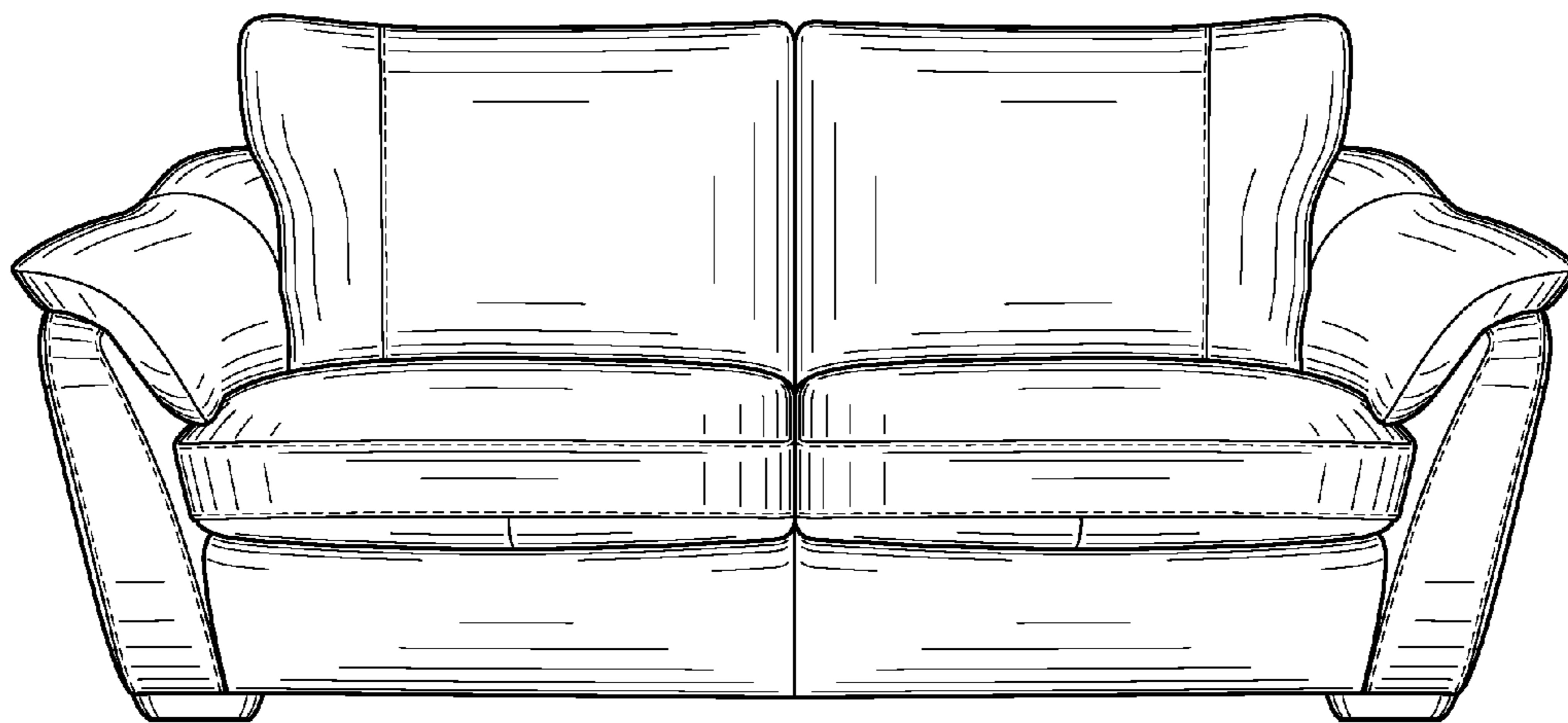


FIG. 1




FIG. 2

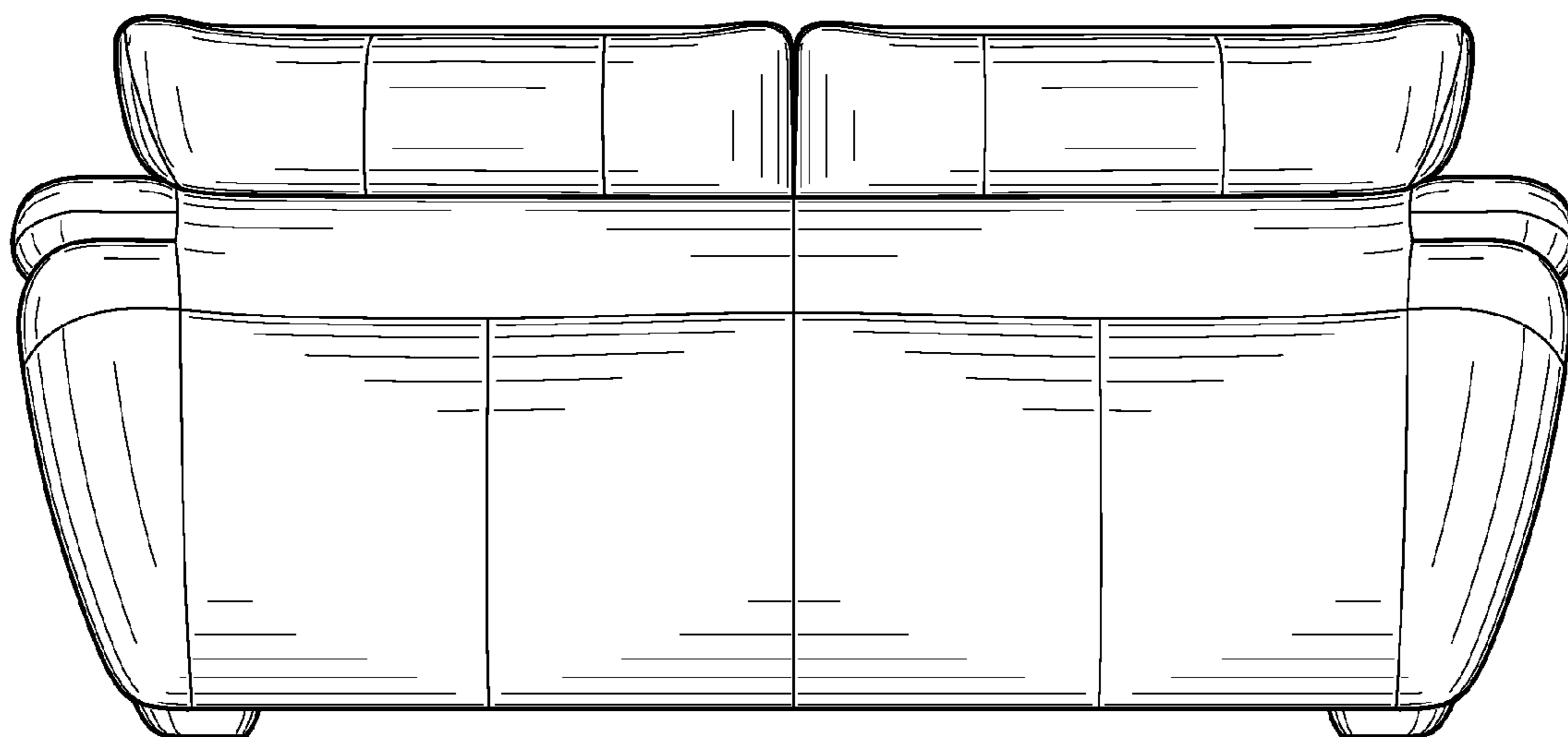


FIG. 3

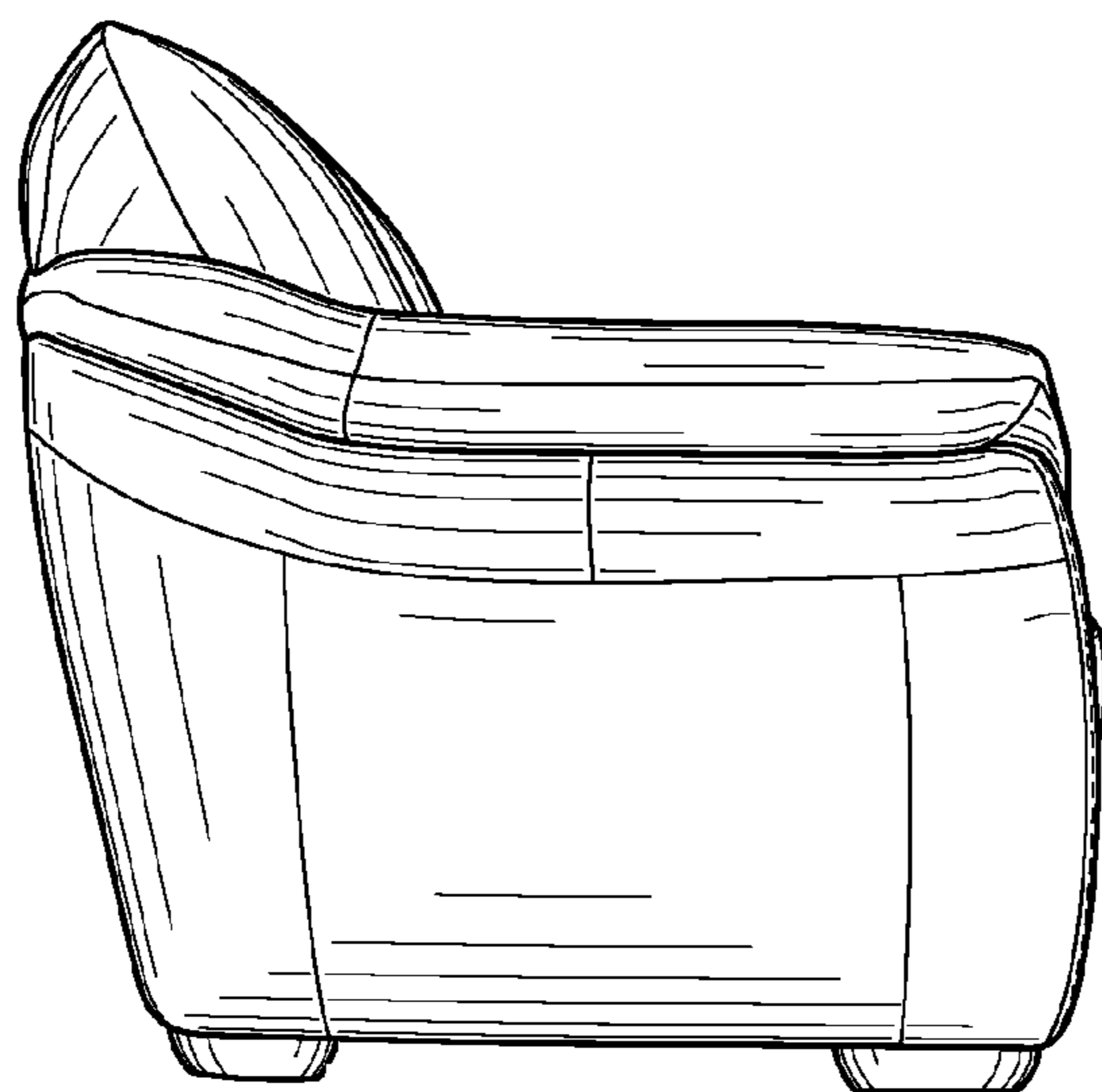


FIG. 4