

US00D590166S

(12) **United States Design Patent**  
**Natuzzi**

(10) **Patent No.:** **US D590,166 S**  
(45) **Date of Patent:** **\*\* Apr. 14, 2009**

- (54) **SOFA**
- (75) Inventor: **Pasquale Natuzzi**, Santeramo in Colle  
Bari (IT)
- (73) Assignee: **Natuzzi S.p.A.** (IT)
- (\*\*) Term: **14 Years**
- (21) Appl. No.: **29/326,248**
- (22) Filed: **Oct. 15, 2008**
- (51) **LOC (9) Cl.** ..... **06-01**
- (52) **U.S. Cl.** ..... **D6/381**
- (58) **Field of Classification Search** ..... D6/334,  
D6/335, 349, 353, 368, 371, 377, 381, 382,  
D6/383, 500–503; 297/16.1, 16.2, 34, 42,  
297/44, 63, 232, 233, 350, 351, 353, 354.1,  
297/445.1, 448.1, 448.2; 5/12.1, 12.2  
See application file for complete search history.

- D310,143 S \* 8/1990 Hopfer ..... D6/381
- D552,870 S \* 10/2007 Natuzzi ..... D6/381
- D576,819 S \* 9/2008 Natuzzi ..... D6/381

\* cited by examiner

*Primary Examiner*—Sandra Snapp  
(74) *Attorney, Agent, or Firm*—St. Onge Steward Johnston &  
Reens LLC

(57) **CLAIM**

The ornamental design for a sofa, as shown and described.

**DESCRIPTION**

FIG. 1 is a front elevation view of a sofa showing my design;  
FIG. 2 is top plan view thereof;  
FIG. 3 is a back view thereof;  
FIG. 4 is a side perspective view thereof; and,  
FIG. 5 is an opposite side perspective view thereof.


The broken lines shown on the sofa are understood to represent stitching.


(56) **References Cited**

**U.S. PATENT DOCUMENTS**


- D255,513 S \* 6/1980 Collins ..... D6/377

**1 Claim, 2 Drawing Sheets**





*FIG. 1*



*FIG. 2*




FIG. 3




FIG. 4




FIG. 5