



US00D590154S

(12) **United States Design Patent**
Hopwood et al.

(10) **Patent No.:** **US D590,154 S**
(45) **Date of Patent:** **** Apr. 14, 2009**

(54) **SUITCASE**

2003/0150681 A1* 8/2003 Chen 190/37

(75) Inventors: **Philip Raymond Hopwood**, Bury (GB);
Christopher Andrew Justham,
Manchester (GB)

OTHER PUBLICATIONS

Excerpt from Assignee's website, www.antler-luggage.com, showing the "Tronic Z500" suitcase design, 2 pages.

(73) Assignee: **Antler Limited**, Bury, Lancs (GB)

* cited by examiner

(**) Term: **14 Years**

Primary Examiner—Philip S Hyder
Assistant Examiner—Roselyne Cody

(21) Appl. No.: **29/301,367**

(74) *Attorney, Agent, or Firm*—Osha • Liang LLP

(22) Filed: **Feb. 26, 2008**

(57) **CLAIM**

(30) **Foreign Application Priority Data**

The ornamental design for a suitcase, as shown and described.

Sep. 28, 2007 (EM) 798434

DESCRIPTION

(51) **LOC (9) Cl.** **03-01**

FIG. 1 shows a perspective view of a suitcase design according to the invention.

(52) **U.S. Cl.** **D3/279; D3/289**

FIG. 2 shows a front view of the design according to the invention.

(58) **Field of Classification Search** D3/272,
D3/276–279, 283–286, 318, 321, 900, 902;
190/18 A, 100, 103, 109–112, 115, 119, 120,
190/122, 124–127, 903

FIG. 3 shows a rear view of the design according to the invention.

See application file for complete search history.

FIG. 4 shows a left side view of the design according to the invention.

(56) **References Cited**

U.S. PATENT DOCUMENTS


5,031,734 A	7/1991	King	
D395,361 S *	6/1998	Zionts et al.	D3/279
D456,993 S *	5/2002	Lin	D3/279
D459,579 S *	7/2002	Kegels	D3/279
D460,618 S *	7/2002	Szyf	D3/279
D465,085 S *	11/2002	Chen	D3/279
6,533,086 B1 *	3/2003	Waddell et al.	190/18 A
D495,879 S *	9/2004	Bernbaum et al.	D3/279

FIG. 5 shows a right side view of the design according to the invention; and,

FIG. 6 shows a top side view of the design according to the invention.

As no bottom view is included in the drawings, the broken lines in FIGS. 1–5 indicate boundaries beyond which no claim is made.

1 Claim, 4 Drawing Sheets



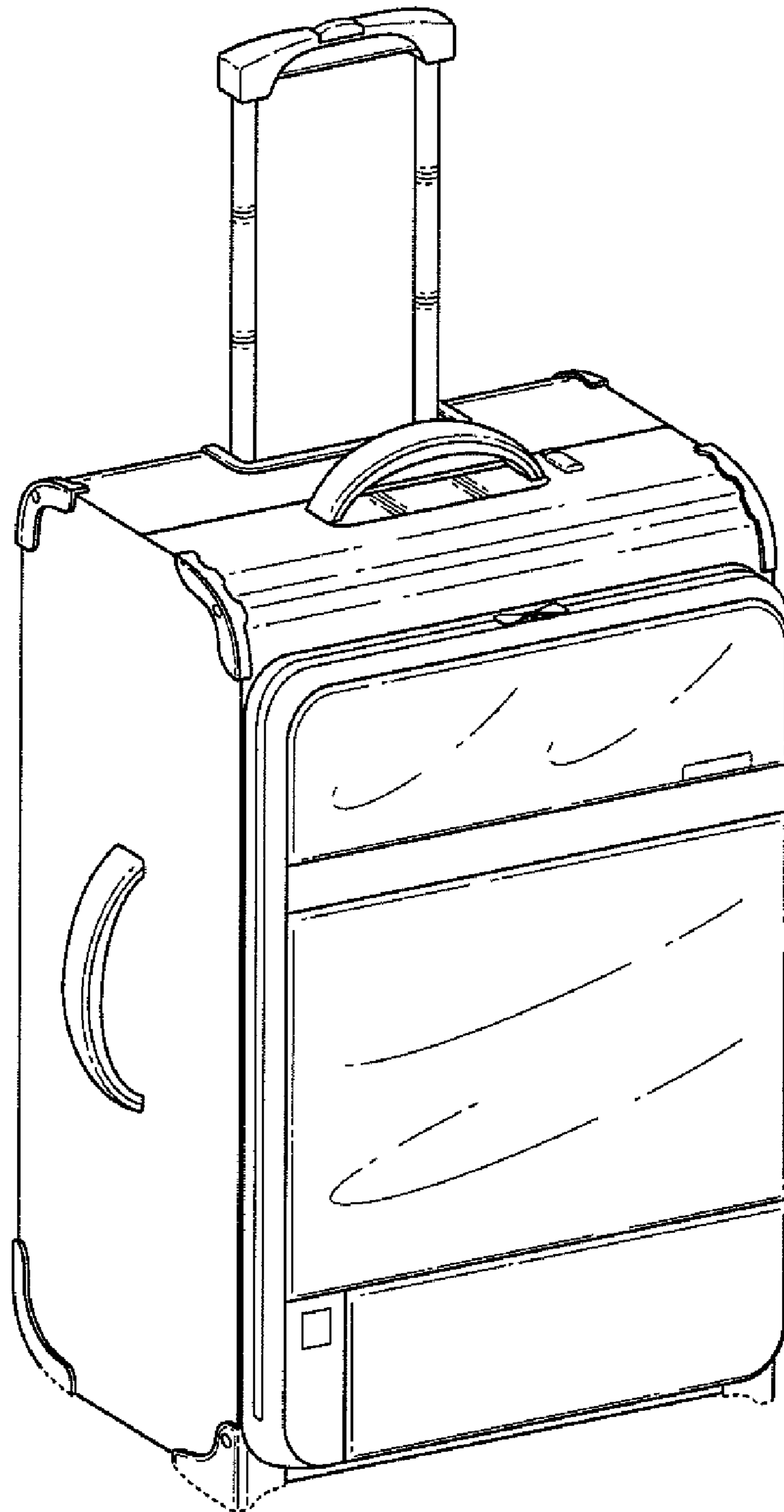


FIG. 1




FIG. 2

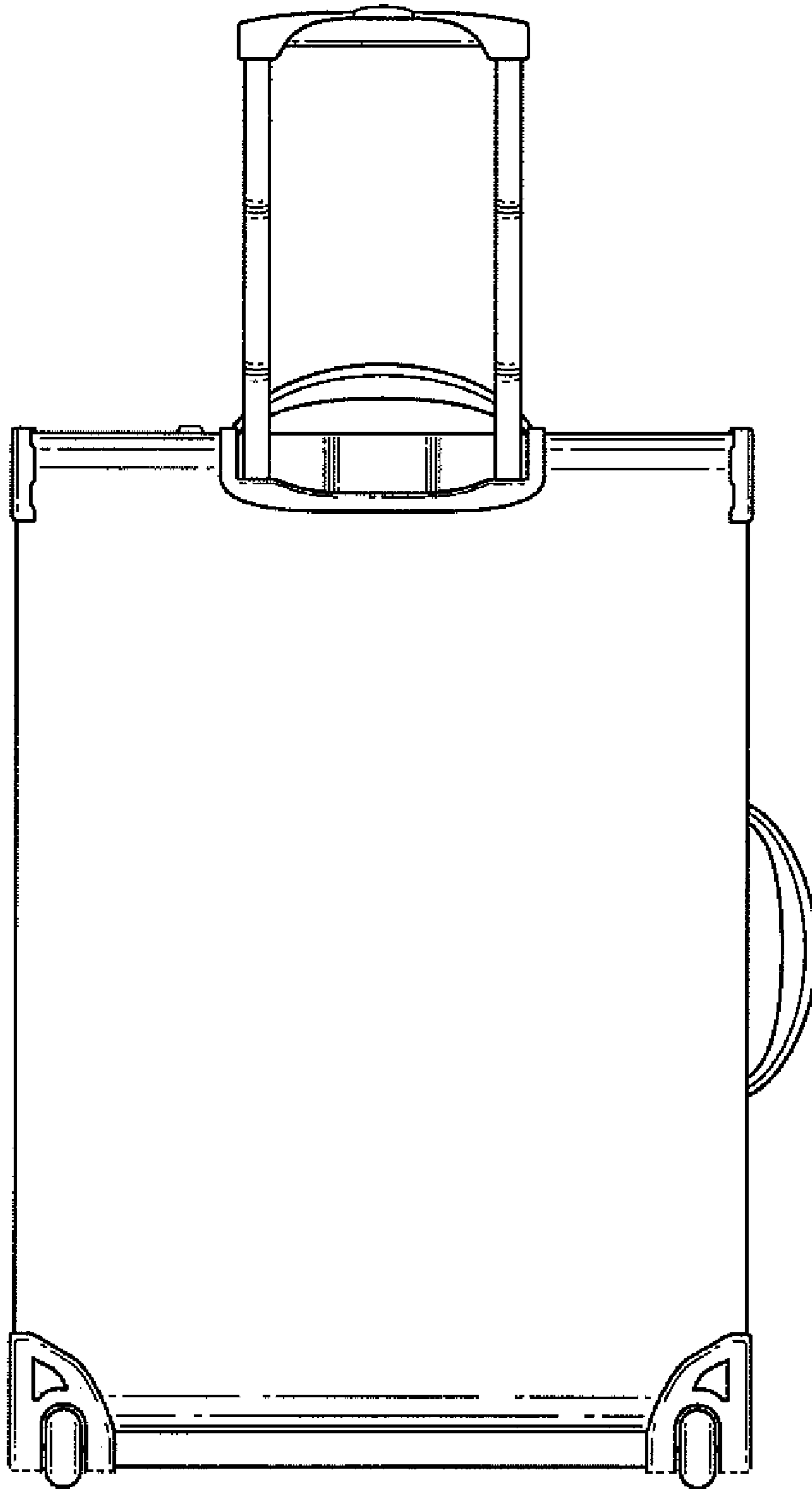


FIG. 3

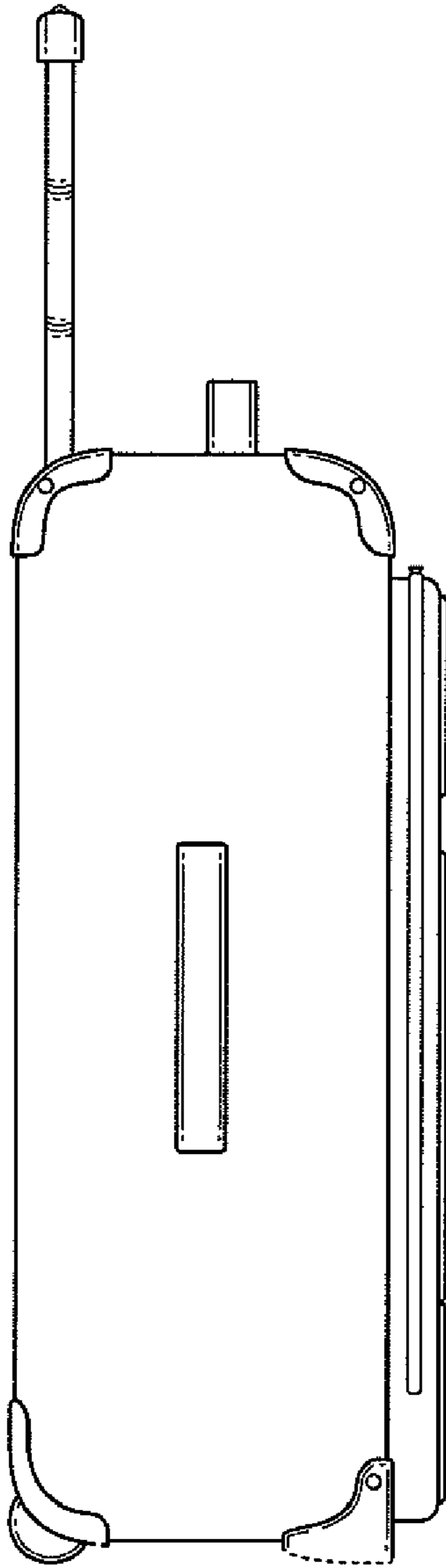


FIG. 4

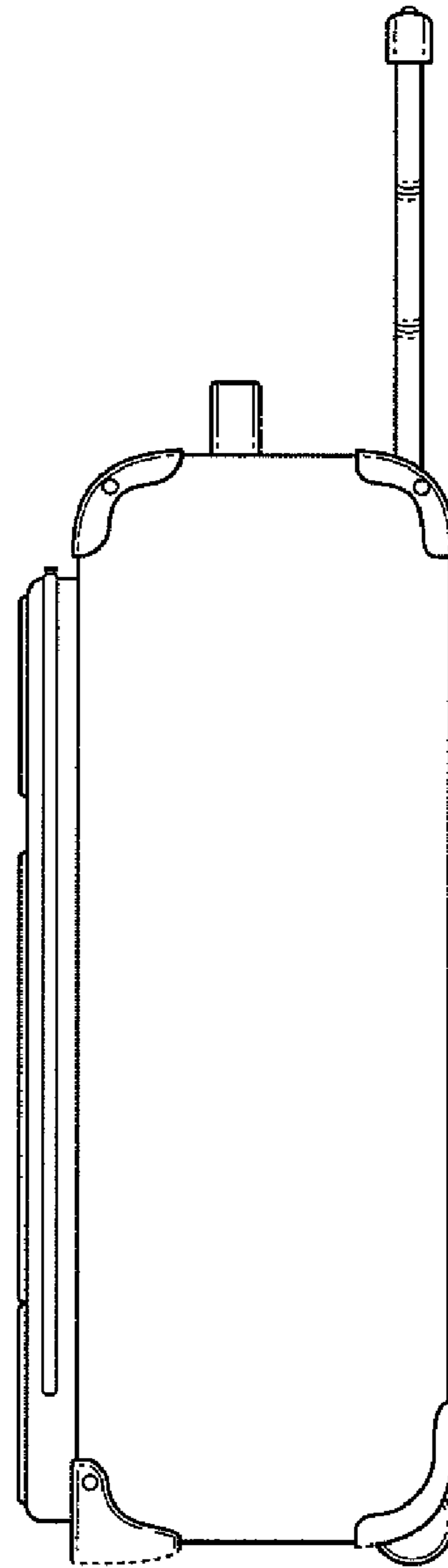


FIG. 5

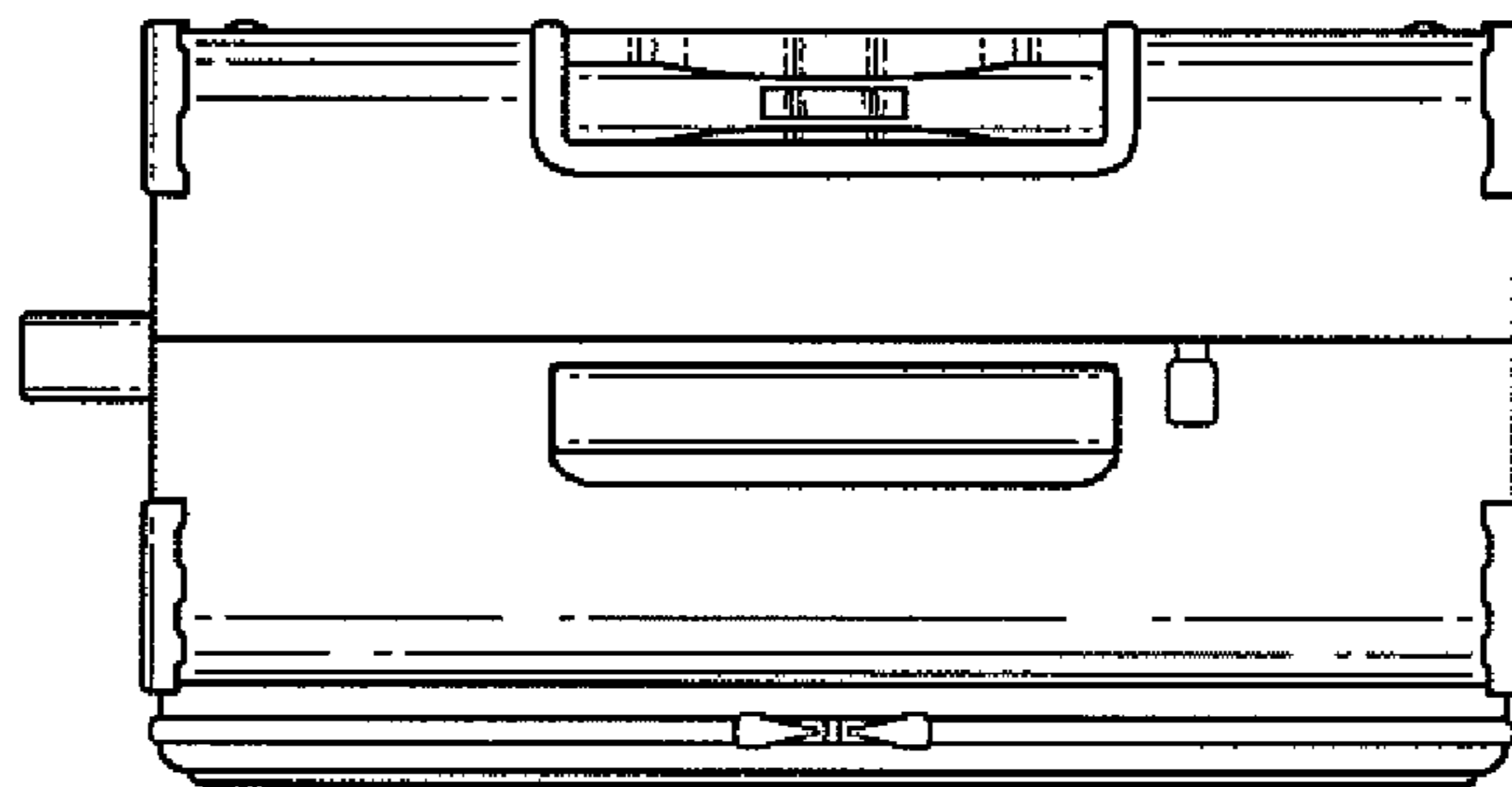


FIG. 6