



US00D590152S

(12) **United States Design Patent**
Reines

(10) **Patent No.:** **US D590,152 S**
(45) **Date of Patent:** **** Apr. 14, 2009**

(54) **CONTAINER**

(75) **Inventor:** **Wolfgang Reines**, Altdorf (DE)

(73) **Assignee:** **TTS Tooltechnic Systems AG & Co.**
KG, Wendlingen (DE)

(**) **Term:** **14 Years**

(21) **Appl. No.:** **29/310,377**

(22) **Filed:** **Aug. 12, 2008**

(30) **Foreign Application Priority Data**

Mar. 26, 2008 (EM) 000903034-0001

(51) **LOC (9) Cl.** **03-01**

(52) **U.S. Cl.** **D3/273; D3/905; D9/415**

(58) **Field of Classification Search** D3/201,
D3/203.4, 273–274, 298, 302, 315, 905;
D9/415–416, 419, 424, 428; 206/315.1,
206/349, 372–379

See application file for complete search history.

(56) **References Cited**

U.S. PATENT DOCUMENTS

D282,503 S *	2/1986	Moriyama	D3/224
D302,210 S *	7/1989	Johnson	D3/273
D314,665 S *	2/1991	Wu et al.	D3/282
D321,788 S *	11/1991	Chen	D3/295
D322,030 S *	12/1991	Chumentì	D9/415
D325,281 S *	4/1992	Jordan	D3/302
D341,777 S *	11/1993	Sheu	D9/415
D358,933 S *	6/1995	Stein	D3/273
D369,905 S *	5/1996	Hunt	D3/273
5,606,897 A *	3/1997	Quinn	81/124.6

D410,145 S *	5/1999	Chen	D3/273
D502,317 S *	3/2005	Zuther	D3/302
D506,926 S *	7/2005	Halliday et al.	D9/416
D524,153 S *	7/2006	Reinhard	D9/428
D555,731 S *	11/2007	Nash et al.	D19/86
7,374,042 B2 *	5/2008	Liu	206/372
7,441,654 B2 *	10/2008	Liu	206/349
2005/0155883 A1 *	7/2005	Edamura	206/379
2005/0189250 A1 *	9/2005	Hsu	206/373
2008/0296187 A1 *	12/2008	Butzen et al.	206/379

* cited by examiner

Primary Examiner—Robert M Spear

Assistant Examiner—Roselynn Cody

(74) *Attorney, Agent, or Firm*—Hoffmann & Baron, LLP

(57) **CLAIM**

The ornamental design for a container, as shown and described.

DESCRIPTION

FIG. 1 is a top perspective view of a container showing my new design;

FIG. 2 is a top plan view thereof;

FIG. 3 is a front view thereof;

FIG. 4 is a rear view thereof;

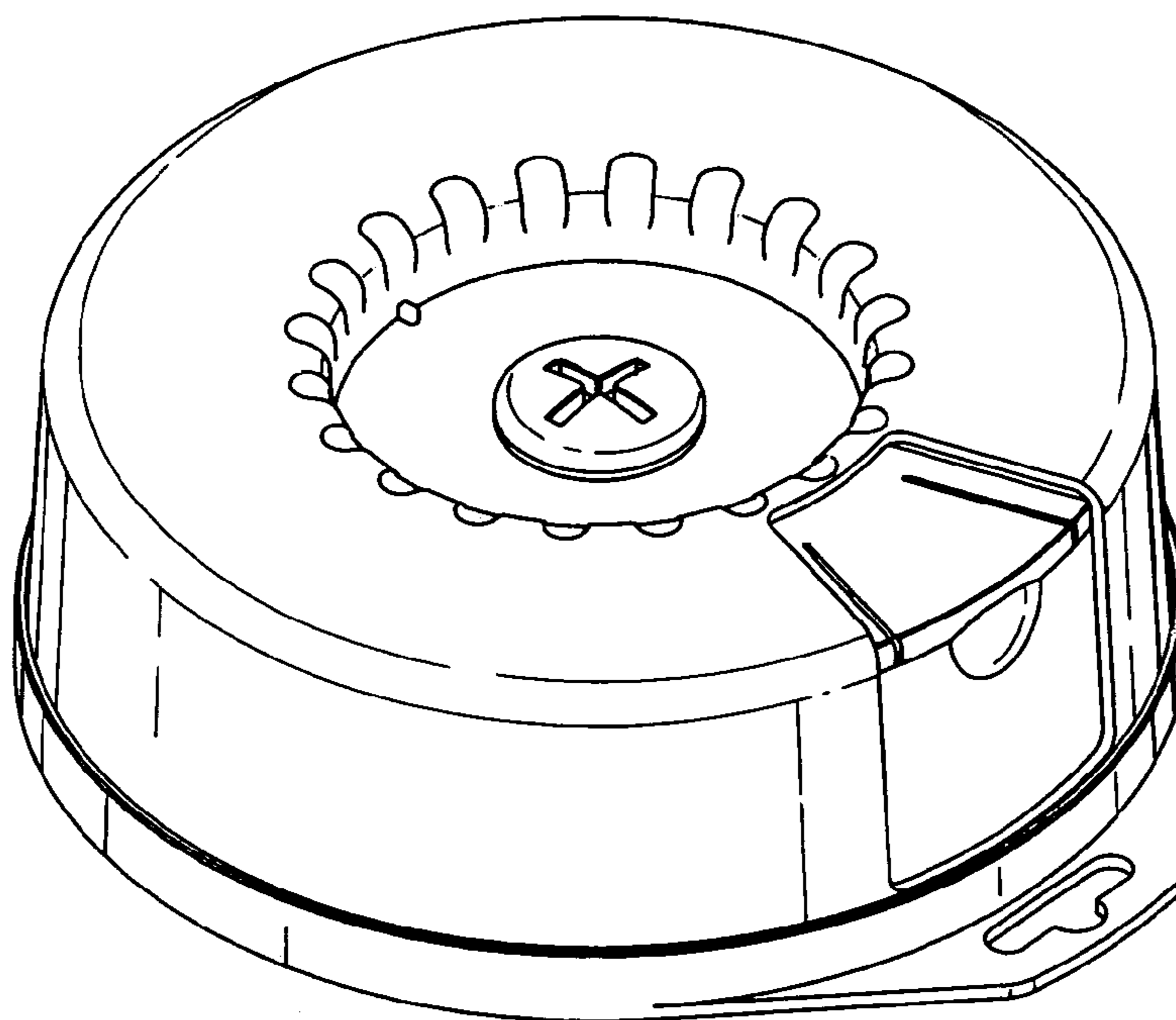
FIG. 5 is a bottom plan view thereof;

FIG. 6 is a right side view thereof; and,

FIG. 7 is a left side view thereof.

The broken lines in FIG. 5 are illustrative of environment and form no part of the claimed design.

1 Claim, 5 Drawing Sheets



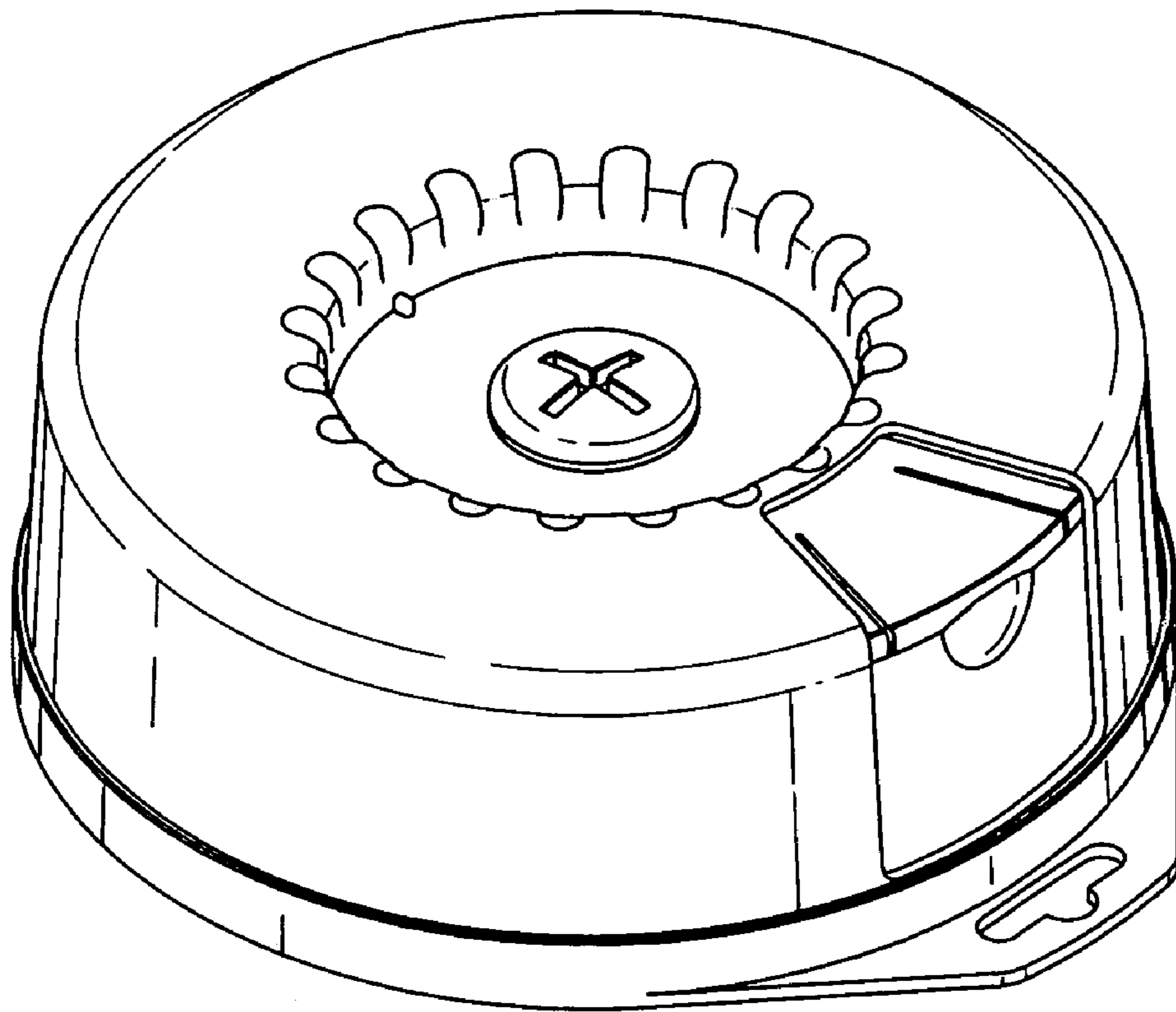


Fig. 1

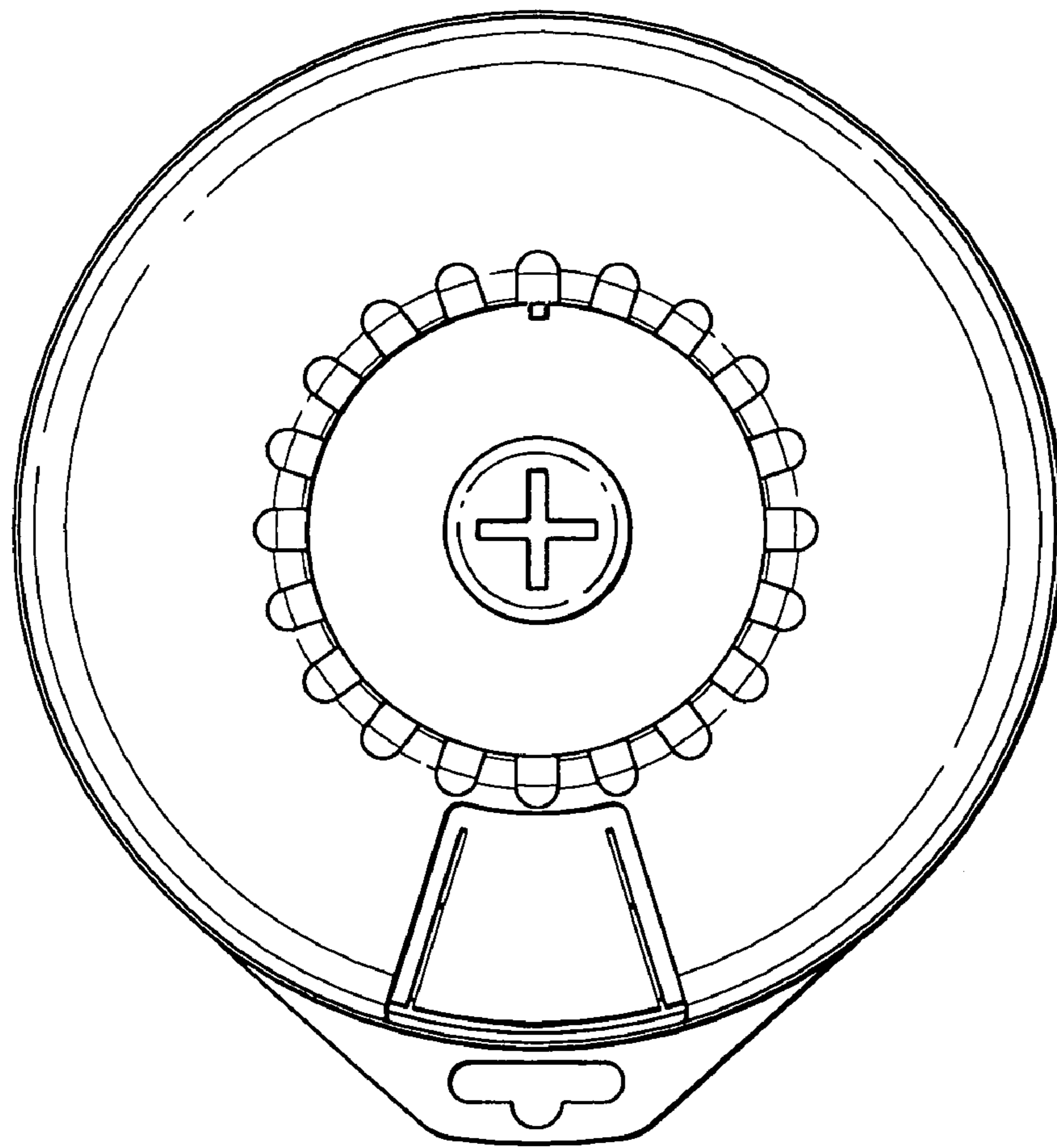


Fig. 2

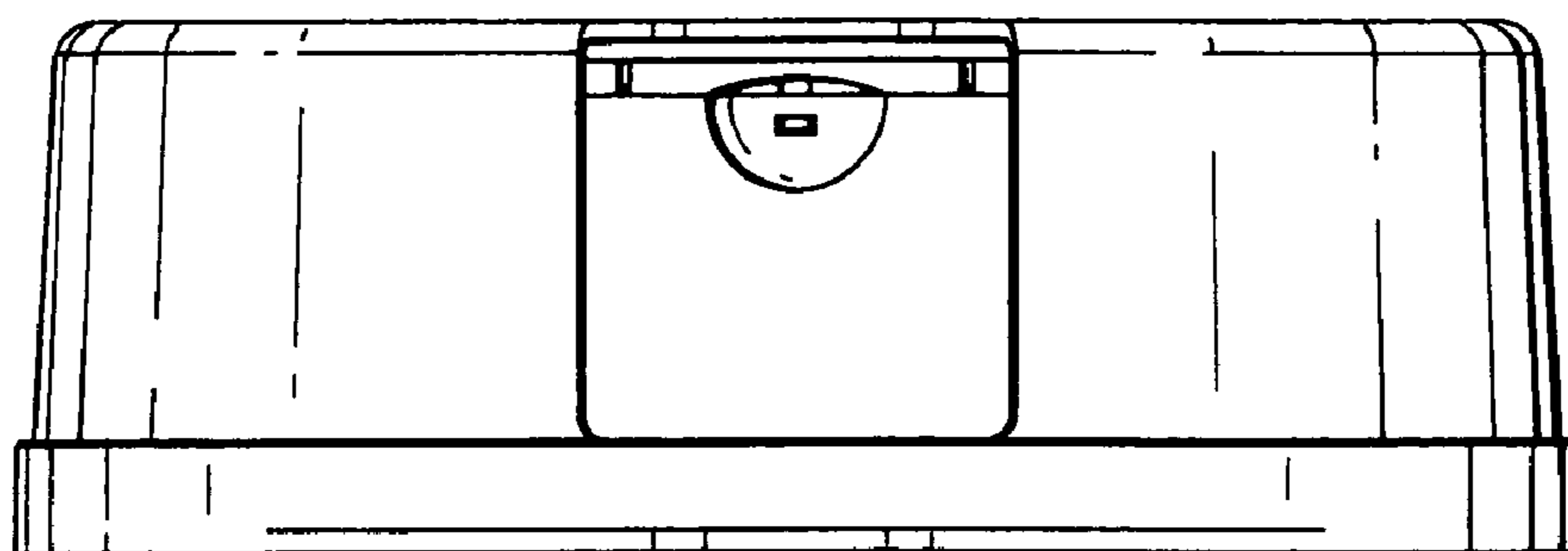


Fig. 3




Fig. 4

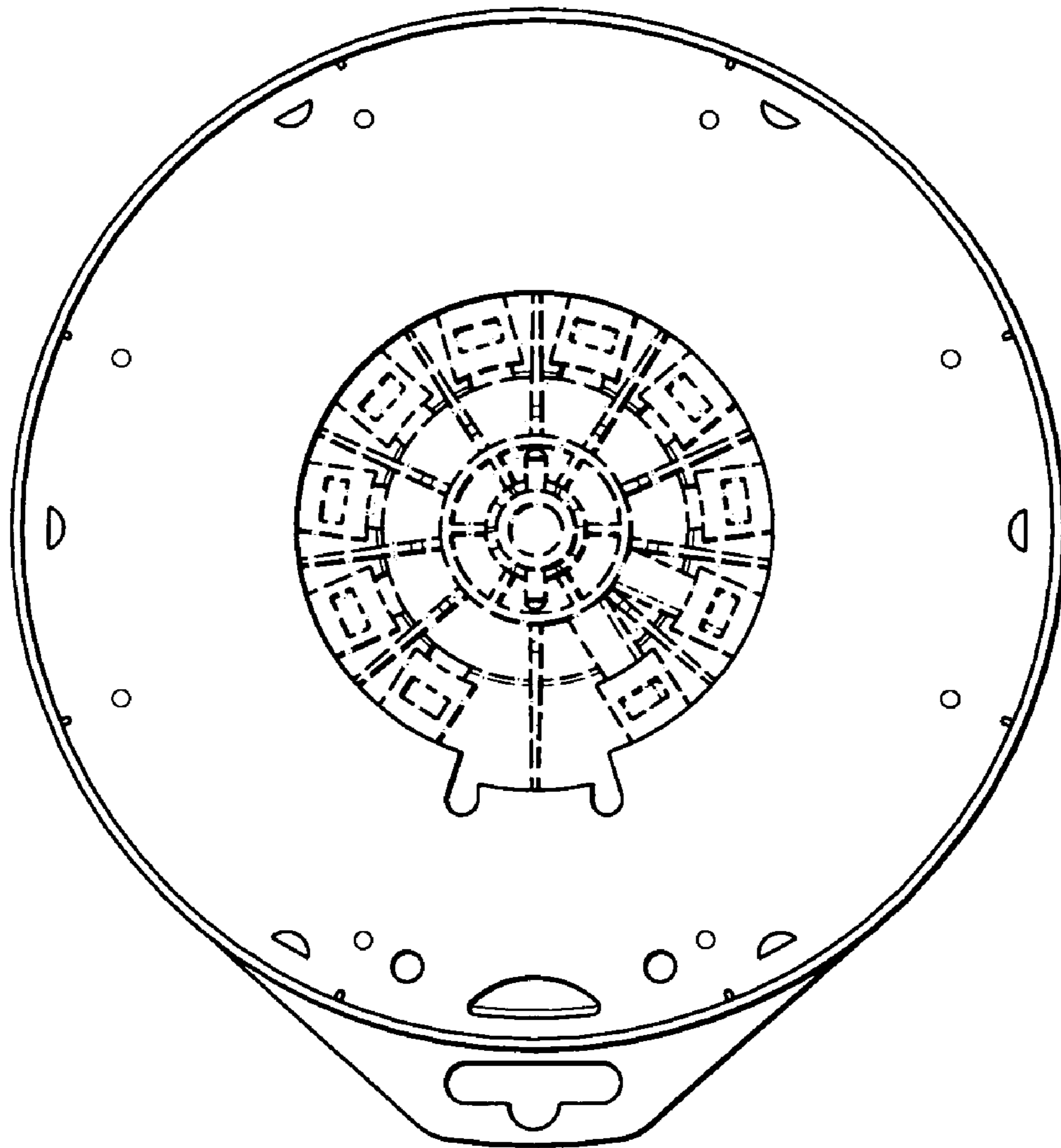


Fig. 5




Fig. 6




Fig. 7