



US00D590144S

(12) **United States Design Patent**
Guers-Neyraud

(10) **Patent No.:** **US D590,144 S**
(45) **Date of Patent:** **** Apr. 14, 2009**

(54) **FOOTWEAR**

(75) Inventor: **Elisabeth Guers-Neyraud**, Paris (FR)

(73) Assignee: **J. Choo Limited**, London (GB)

(**) Term: **14 Years**

(21) Appl. No.: **29/294,148**

(22) Filed: **Dec. 20, 2007**

(30) **Foreign Application Priority Data**

Jul. 4, 2007 (EM) 000756069-0015

(51) **LOC (9) Cl.** **02-99**

(52) **U.S. Cl.** **D2/971**

(58) **Field of Classification Search** D2/896,
D2/925-942, 969, 971; 36/1, 83, 8.3, 45-58

See application file for complete search history.

(56) **References Cited**

U.S. PATENT DOCUMENTS

D85,016 S *	9/1931	Troy	D2/930
D85,040 S *	9/1931	Goldstein	D2/933
D91,707 S	3/1934	De Liso		
D92,763 S	7/1934	Miller		
D92,860 S *	7/1934	Miller	D2/930
D106,548 S *	10/1937	Troy	D2/932
D107,556 S	12/1937	Sobel		
D111,677 S *	10/1938	De Liso	D2/930
D112,837 S *	1/1939	Kaplan	D2/932
D142,507 S	10/1945	Wolock		
D513,846 S	1/2006	Choi		
D531,785 S	11/2006	Choi		
D541,033 S	4/2007	Choi		
D541,036 S	4/2007	Kelsey		
D544,193 S	6/2007	Choi		
D554,346 S *	11/2007	Choi	D2/971

D554,353 S	11/2007	Guers-Neyrud		
D558,966 S *	1/2008	Wilkinson	D2/971
D559,522 S *	1/2008	Lawler	D2/971
D559,523 S	1/2008	Choi		

OTHER PUBLICATIONS

U.S. Appl. No. 29/294,711, filed Jan. 23, 2008.
U.S. Appl. No. 29/294,111, filed Dec. 20, 2007.
J. Choo Limited; Blast shoe; #720; Fall/Winter Catalog 2004.
J. Choo Limited; Marly shoe; #189; Spring/Summer 2004 catalogue;
Published Jul. 2003.
J. Choo Limited; Juliet shoe; #171; Spring/Summer 2004 catalogue;
Published Jul. 2003.
J. Choo Limited; Bali shoe; #315; Spring/Summer 2003 Catalogue;
Published Sep. 2002.

* cited by examiner

Primary Examiner—Dominic Simone

(74) *Attorney, Agent, or Firm*—Fross Zelnick Lehrman & Zissu, P.C.

(57) **CLAIM**

The ornamental design for footwear, as shown and described.

DESCRIPTION

FIG. 1 is a front perspective view of a shoe showing my footwear design;

FIG. 2 is a left side view of the footwear shown in FIG. 1;

FIG. 3 is a right side view of the footwear shown in FIG. 1;

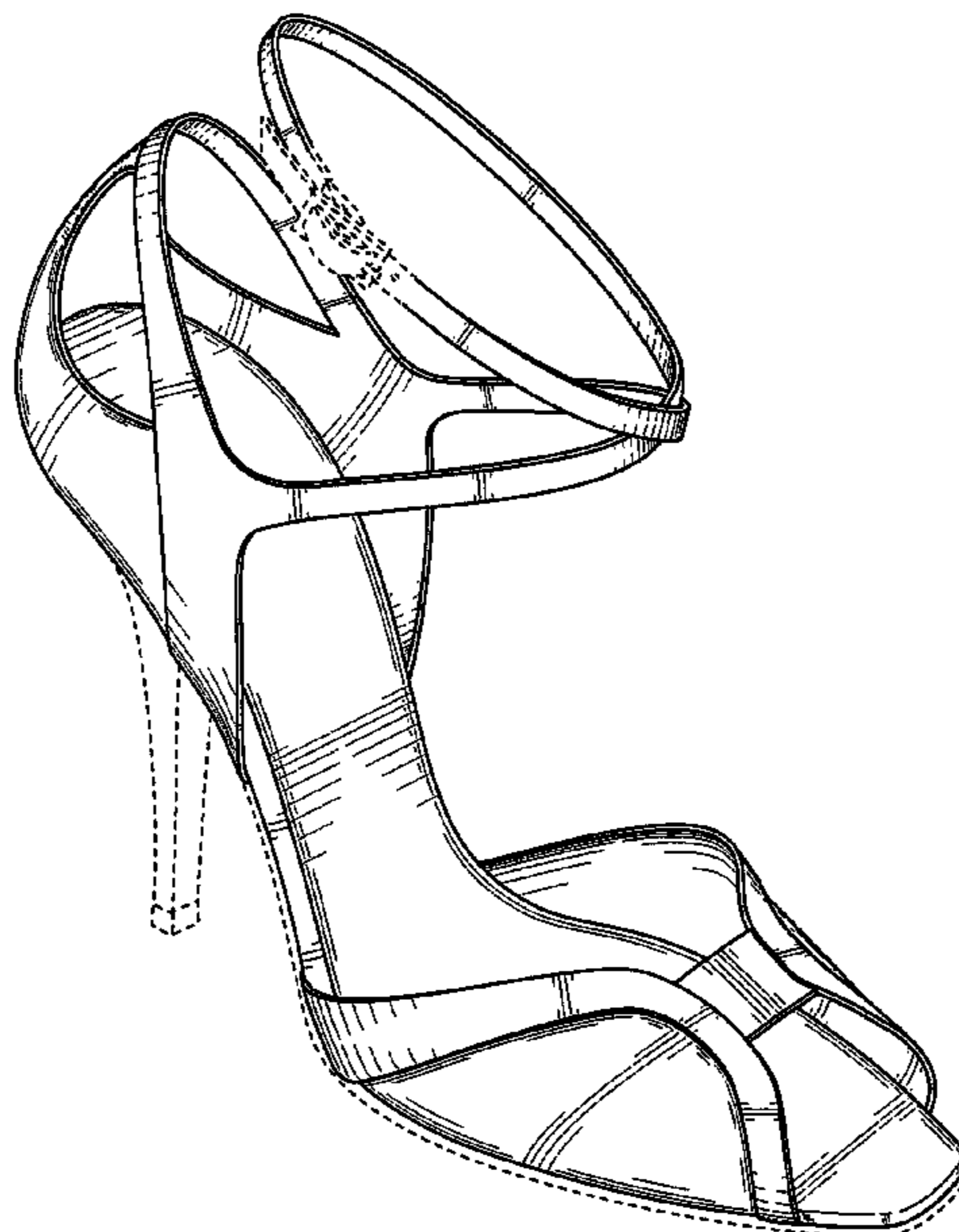
FIG. 4 is a front view of the footwear shown in FIG. 1;

FIG. 5 is a rear view of the footwear shown in FIG. 1; and,

FIG. 6 is a top view of the footwear shown in FIG. 1.

The broken line showing of a portion of the upper, sole, heel, heel cap, buckle, buckle holes is for illustrative purposes only and forms no part of the claimed design.

1 Claim, 6 Drawing Sheets



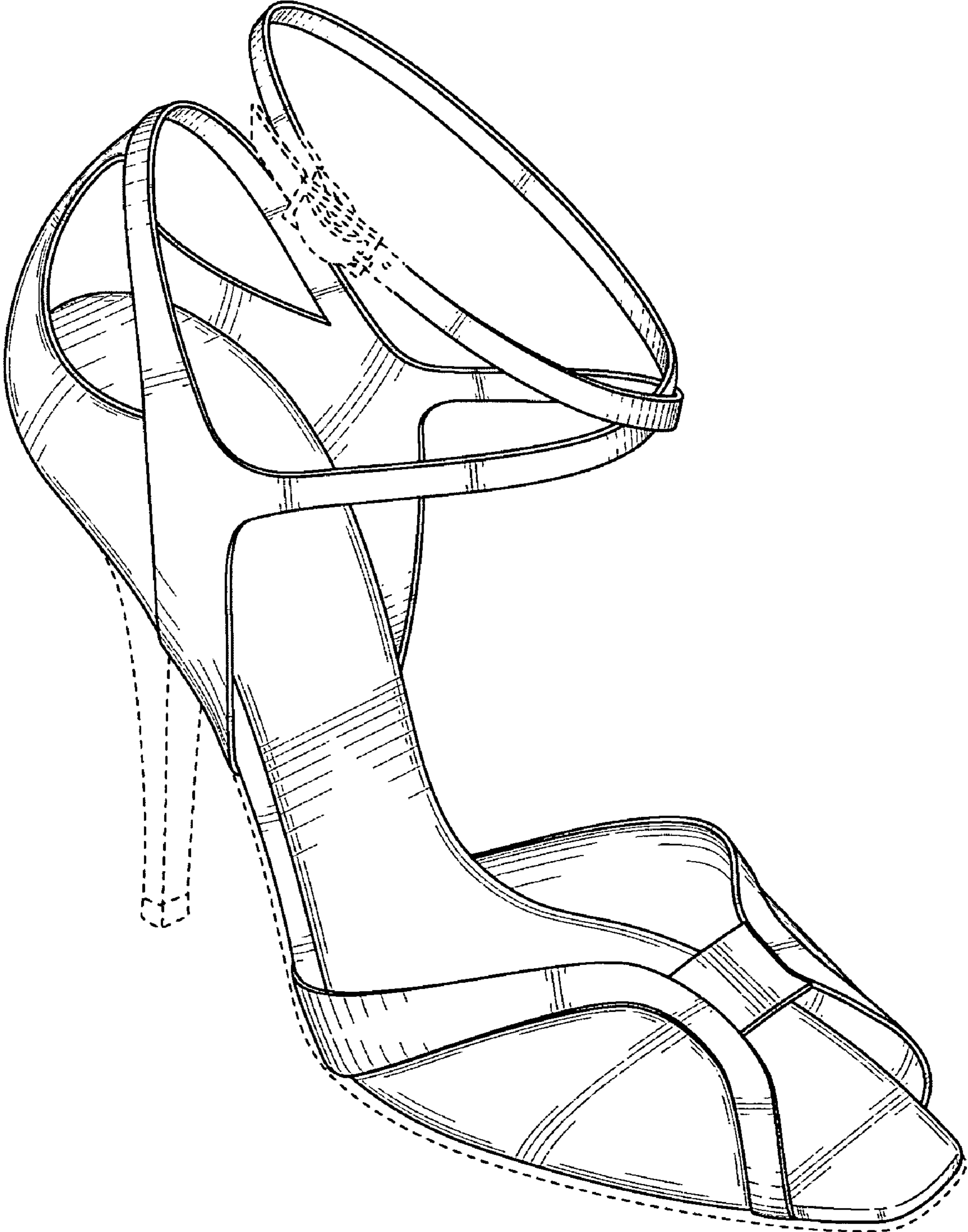


FIG. 1



FIG. 2



FIG. 3

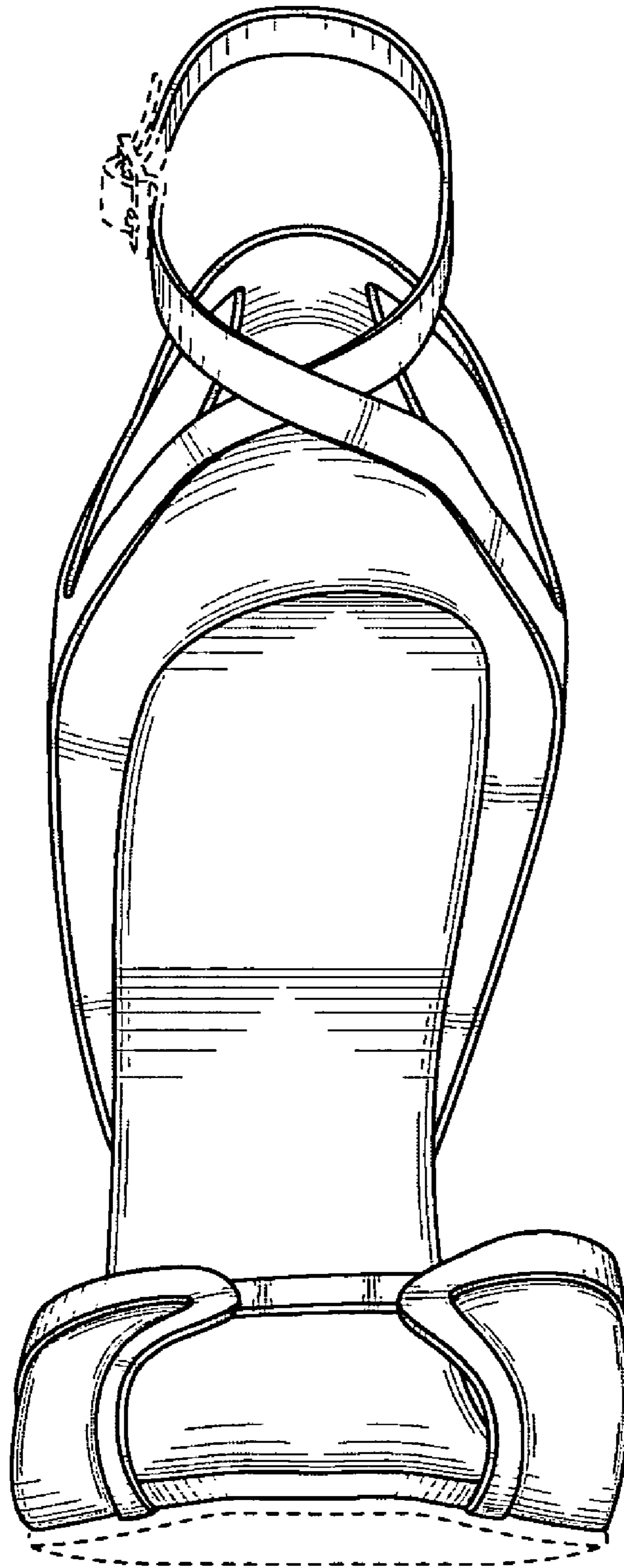


FIG. 4

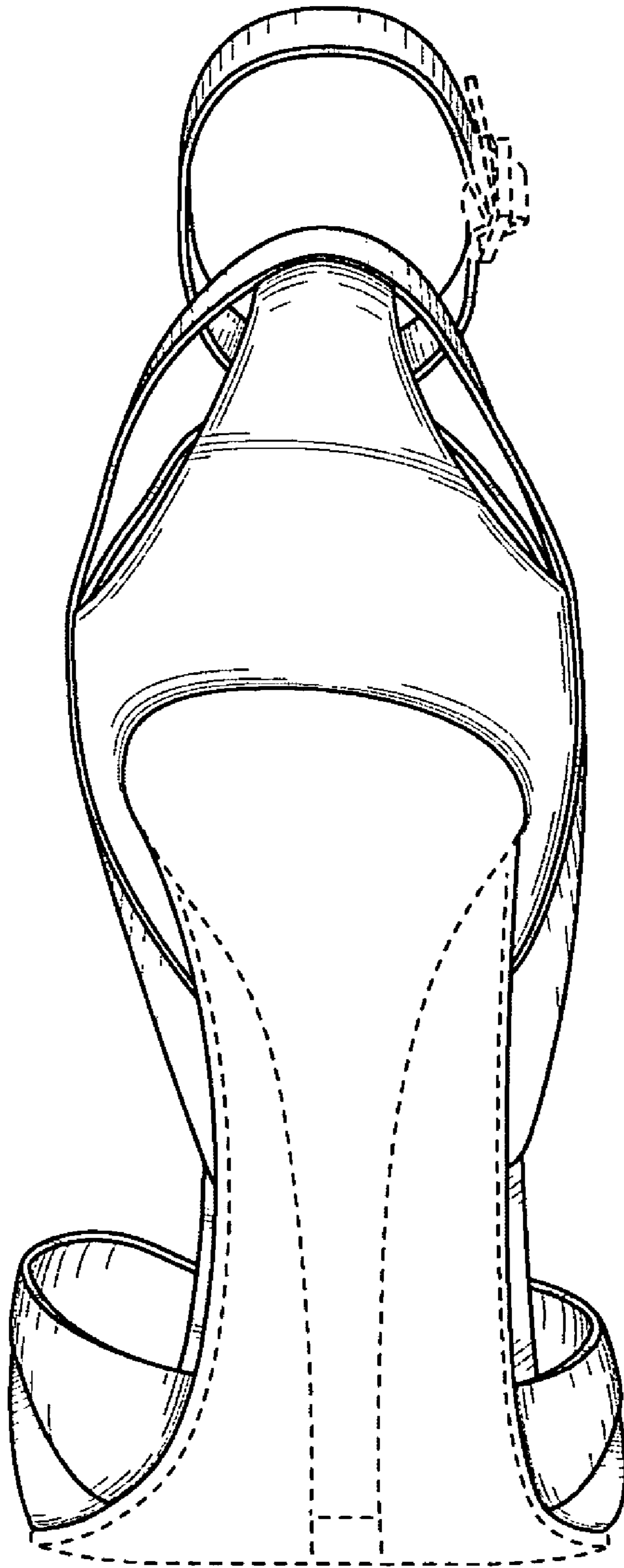


FIG. 5

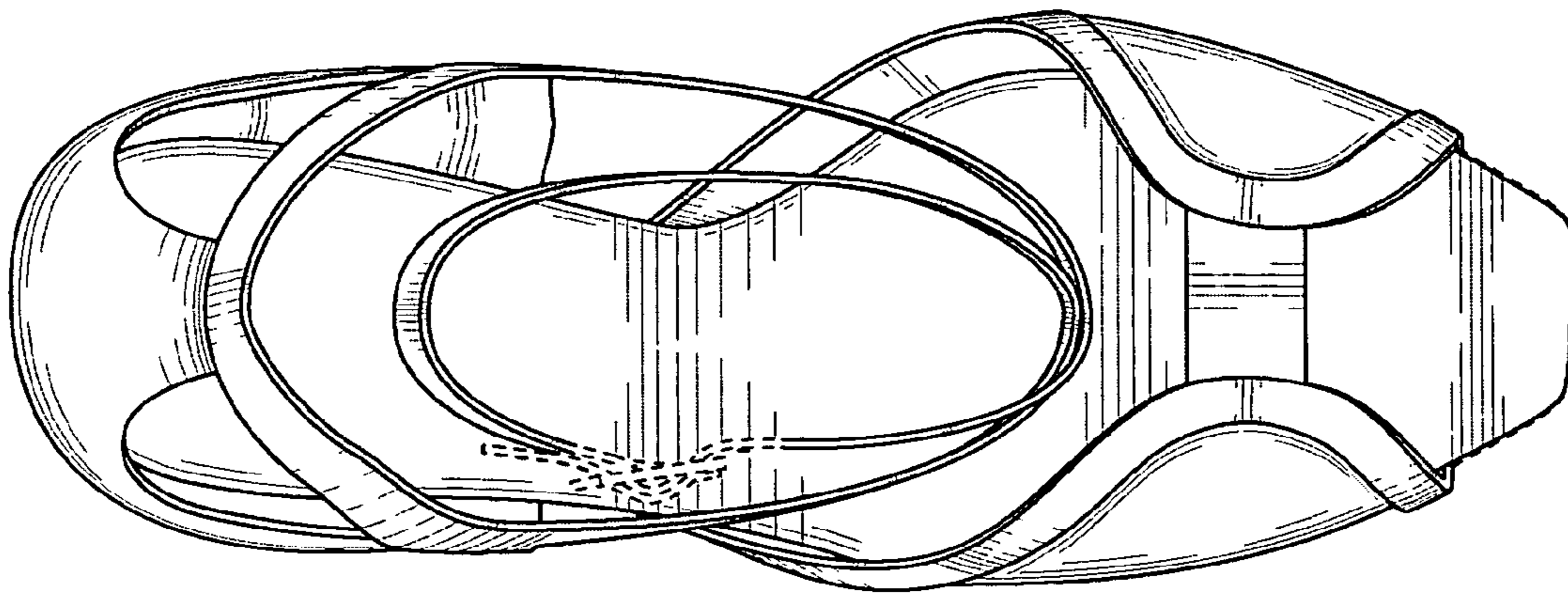


FIG. 6