

US00D590118S

(12) **United States Design Patent**
Colangelo

(10) **Patent No.:** **US D590,118 S**

(45) **Date of Patent:** **** Apr. 7, 2009**

(54) **DUSTER**

2004/0034956 A1* 2/2004 Tanaka et al. 15/229.4
2005/0144749 A1* 7/2005 Yamada 15/226

(76) Inventor: **Joseph Colangelo**, 1130 S. Poerline Rd.,
Deerfield Bch, FL (US) 33442

* cited by examiner

(**) Term: **14 Years**

Primary Examiner—Melanie H Tung
Assistant Examiner—Lavone D Tabor

(21) Appl. No.: **29/310,853**

(74) *Attorney, Agent, or Firm*—Smith Frohwein Tempel
Greenlee Blaha, LLC; Gregory Scott Smith

(22) Filed: **Jul. 9, 2008**

(57) **CLAIM**

Related U.S. Application Data

The ornamental design for a duster, as shown and described.

(63) Continuation of application No. 29/214,666, filed on
Oct. 6, 2004, now Pat. No. Des. 576,368.

DESCRIPTION

(51) **LOC (9) Cl.** **04-01**

FIG. 1 is a perspective view illustrating my design for a
duster;

(52) **U.S. Cl.** **D32/50**

FIG. 2 is a reduced right side elevation view thereof;

(58) **Field of Classification Search** D32/40,

FIG. 3 is a reduced, inverted, left side elevation view thereof;

D32/50-52; 15/147.1, 147.2, 208, 209.1,
15/226, 228, 229.1-229.9, 235

FIG. 4 is a reduced bottom plan view thereof; and,

See application file for complete search history.

FIG. 5 is an enlarged front elevation view thereof.

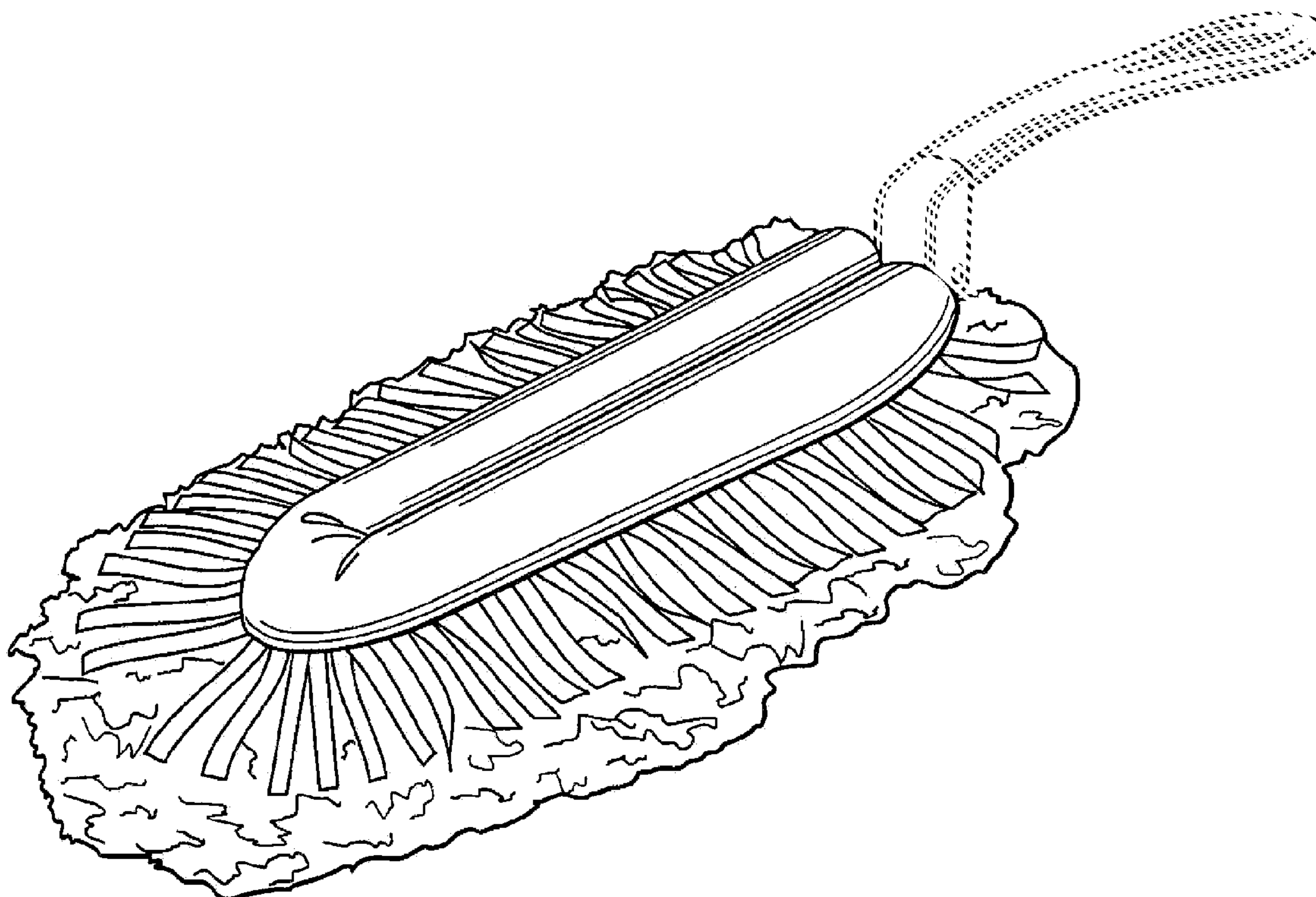
(56) **References Cited**

The fringes are partially shown in FIGS. 2, 3 and 4 for ease of
illustration. The broken lines shown in the figures illustrate a
handle that could be one environment for the duster and are
not part of the claimed design.

U.S. PATENT DOCUMENTS

119,890 A * 10/1871 Smith 15/211
534,839 A * 2/1895 Nelsen 15/235
823,725 A * 6/1906 Hayden 15/114
1,585,006 A * 5/1926 Zell 15/228

1 Claim, 4 Drawing Sheets



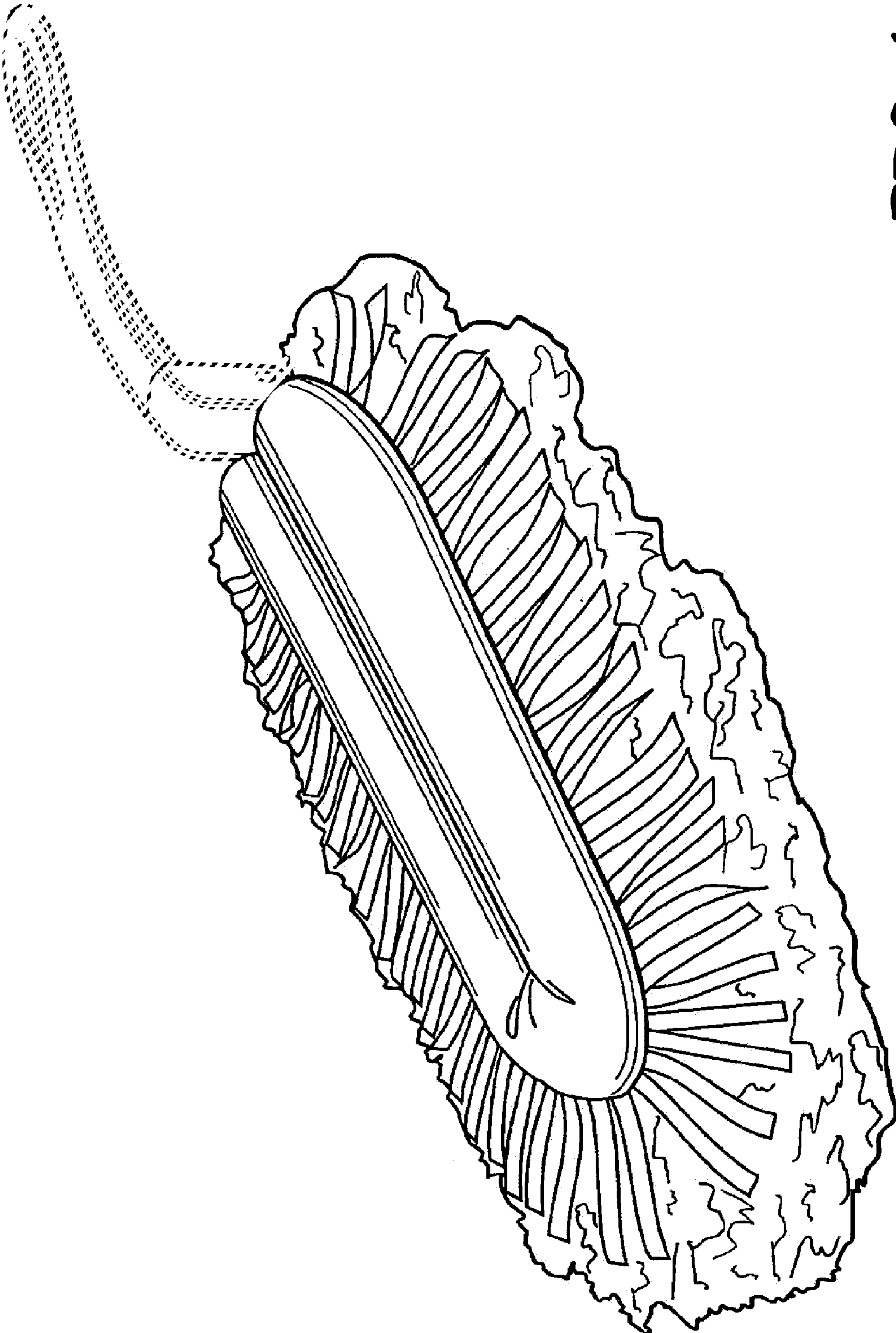


FIG. 1

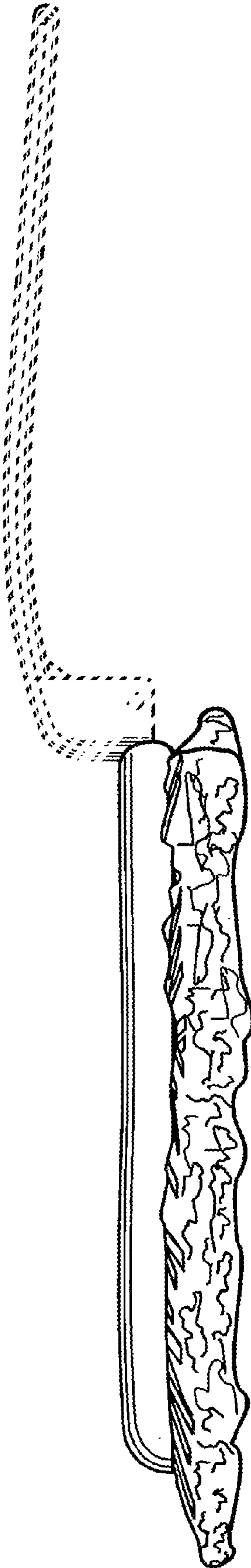


FIG. 2

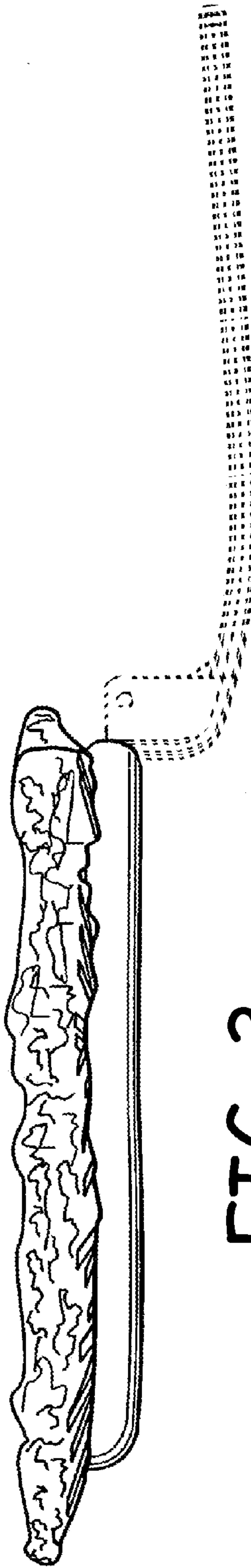


FIG. 3

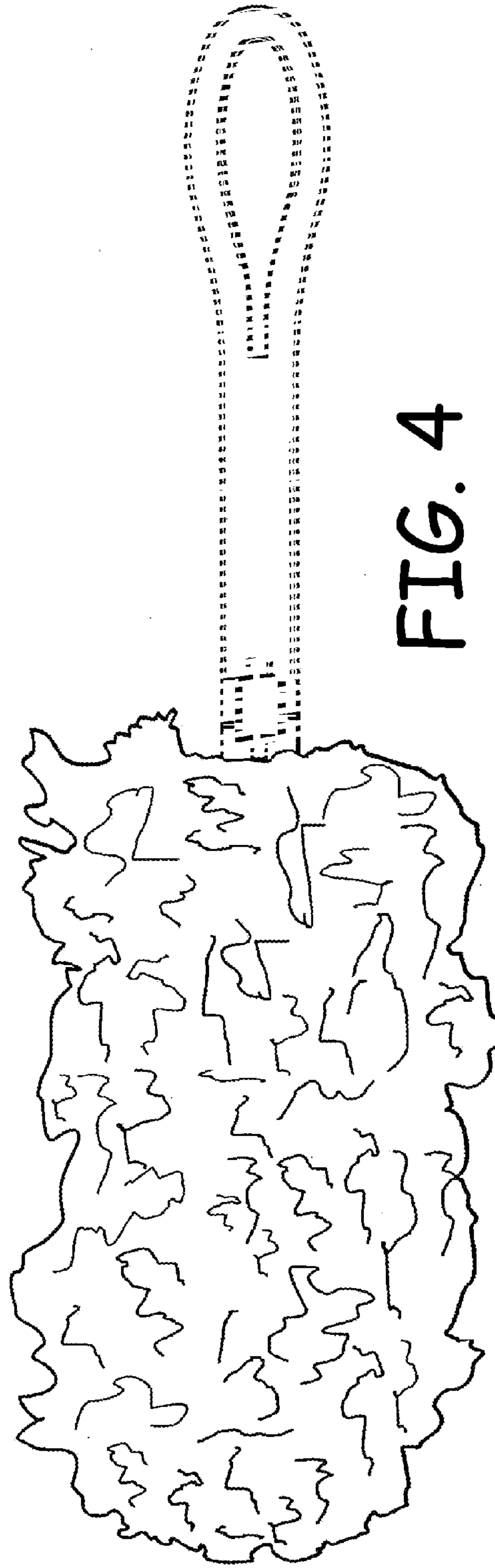


FIG. 4

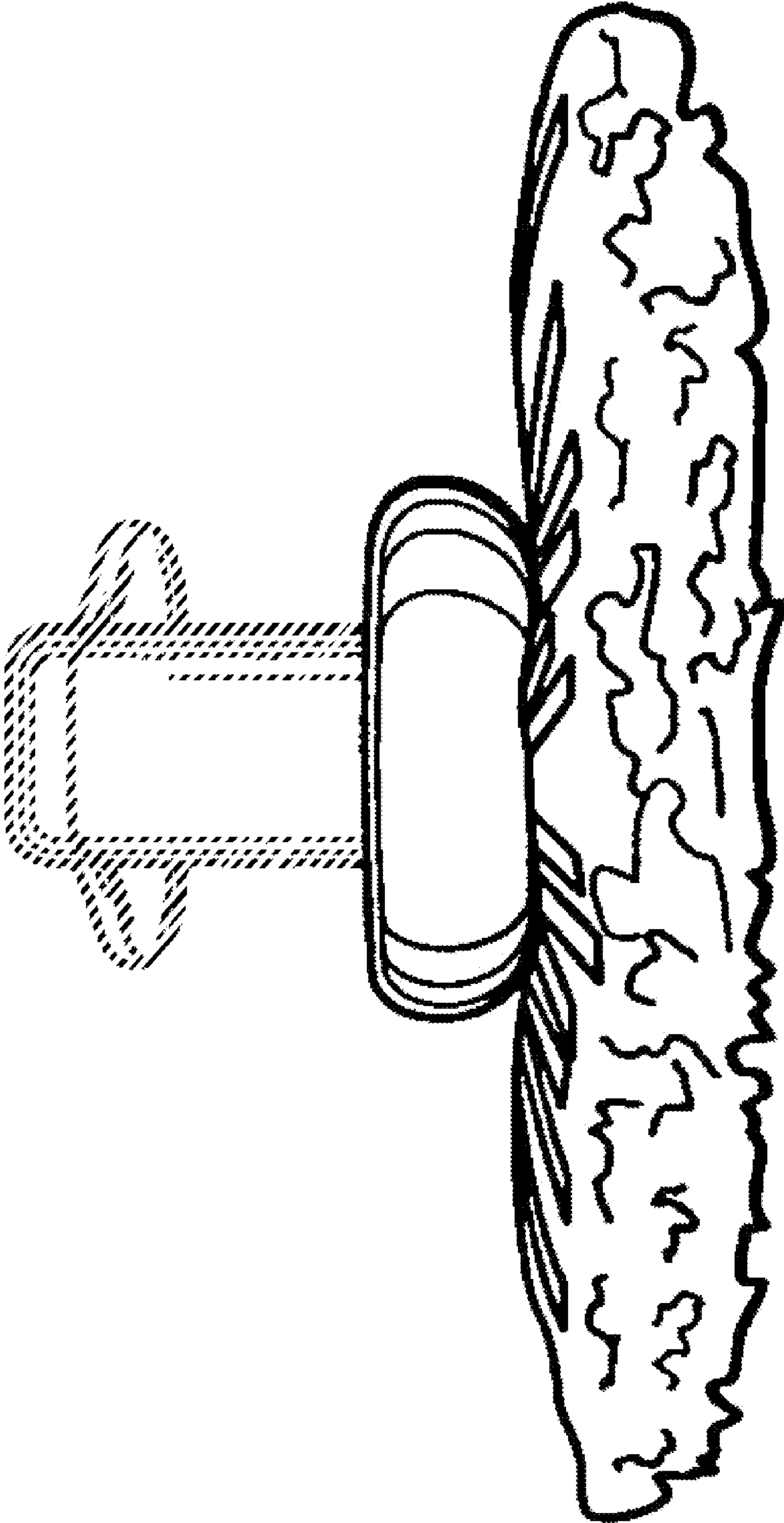


FIG. 5