



US00D590112S

(12) **United States Design Patent**  
**Sun**

(10) **Patent No.:** **US D590,112 S**  
(45) **Date of Patent:** **\*\* Apr. 7, 2009**

- (54) **VACUUM CLEANER TOOL**
- (75) Inventor: **Brian Wang Sun**, Bloomington, IL (US)
- (73) Assignee: **Electrolux Home Care Products, Inc.**,  
Cleveland, OH (US)
- (\*\*) Term: **14 Years**
- (21) Appl. No.: **29/303,287**
- (22) Filed: **Feb. 5, 2008**

- (51) **LOC (9) Cl.** ..... **15-05**
- (52) **U.S. Cl.** ..... **D32/32**
- (58) **Field of Classification Search** ..... D32/22,  
D32/32-33, 31, 21; 15/322, 400, 412, 415.1-416,  
15/417-422, 422.1, 329, 351, 361, 335, 414,  
15/387, 396-398, 410, 350, 344  
See application file for complete search history.

(56) **References Cited**

**U.S. PATENT DOCUMENTS**

2,570,759	A	10/1951	Bramhall	
2,997,729	A	8/1961	Kasper	
4,397,060	A	8/1983	Jinkins et al.	
4,638,526	A	1/1987	Murata et al.	
4,688,294	A	8/1987	Simonsson	
4,720,891	A	1/1988	Rennecker et al.	
4,776,059	A	10/1988	Worwag	
4,993,108	A	2/1991	Genge et al.	
5,379,483	A	1/1995	Pino	
5,502,870	A	4/1996	Ragner et al.	
5,533,230	A	7/1996	Rouda	
5,621,946	A	4/1997	Lee	
5,652,997	A	8/1997	Na	
5,787,546	A	8/1998	Bass et al.	
5,826,301	A	10/1998	Kang et al.	
D401,022	S *	11/1998	Mondigo	D32/31
D419,733	S *	1/2000	Medema	D32/32
D443,741	S *	6/2001	Parr et al.	D32/32
6,473,934	B2	11/2002	Lijzenga	
6,497,001	B2	12/2002	Di Nunzio et al.	
6,510,585	B2	1/2003	Kalman et al.	
6,513,190	B1	2/2003	Allgeier et al.	
6,519,810	B2	2/2003	Kim	

6,530,118	B2	3/2003	Oh	
6,550,099	B2	4/2003	Worwag	
D476,121	S *	6/2003	Hammond	D32/32
6,711,777	B2 *	3/2004	Frederick et al.	15/387
6,763,549	B1	7/2004	Peters	
6,820,305	B2	11/2004	Albert et al.	
D508,154	S *	8/2005	Carr	D32/32
D515,756	S *	2/2006	Allard et al.	D32/32
D520,694	S *	5/2006	Choi	D32/32

(Continued)

**FOREIGN PATENT DOCUMENTS**

DD	223 060	6/1985
DE	34 40 736	8/1985

*Primary Examiner*—Ruth McInroy

(74) *Attorney, Agent, or Firm*—Hunton & Williams LLP

(57) **CLAIM**

The ornamental design for a vacuum cleaner tool, as shown and described.

**DESCRIPTION**

FIG. 1 is a front elevation view of a vacuum cleaner tool showing the claimed design.

FIG. 2 is a front isometric view of the vacuum cleaner tool of FIG. 1.

FIG. 3 is a top plan view of the vacuum cleaner tool of FIG. 1.

FIG. 4 is a right side elevation view of the vacuum cleaner tool of FIG. 1.

FIG. 5 is a rear isometric view of the vacuum cleaner tool of FIG. 1.

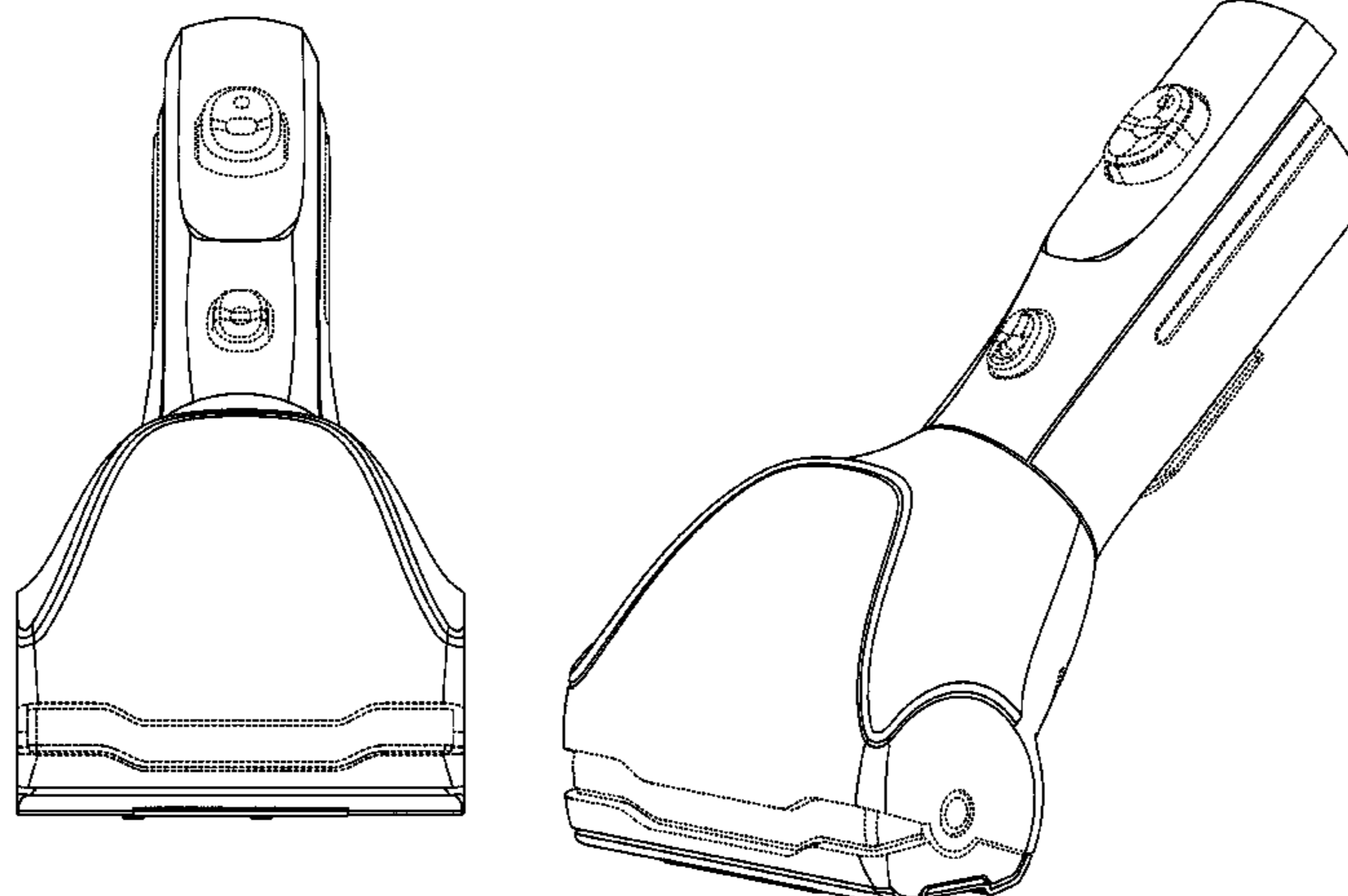
FIG. 6 is a rear elevation view of the vacuum cleaner tool of FIG. 1.

FIG. 7 is a left side elevation view of the vacuum cleaner tool of FIG. 1; and,

FIG. 8 is a bottom plan view of the vacuum cleaner tool of FIG. 1.

The details shown in broken lines form no part of the claimed design.

**1 Claim, 8 Drawing Sheets**



# US D590,112 S

Page 2

---

## U.S. PATENT DOCUMENTS

2001/0008036	A1	7/2001	Worwag	2006/0042043	A1	3/2006	Kim	
2001/0054214	A1	12/2001	Kalman et al.	2006/0179606	A1*	8/2006	Worwag	15/387
2004/0244140	A1	12/2004	Joo	2006/0248680	A1*	11/2006	Heidenga et al.	15/387
2005/0022336	A1	2/2005	Overvaag et al.	2006/0277713	A1*	12/2006	Sandlin et al.	15/387
2005/0044660	A1	3/2005	Kim	2007/0204427	A1*	9/2007	Cho et al.	15/387
2006/0021183	A1	2/2006	Kim	2007/0256273	A1*	11/2007	Coleman	15/387
2006/0042041	A1	3/2006	Kim					

\* cited by examiner

Fig. 1

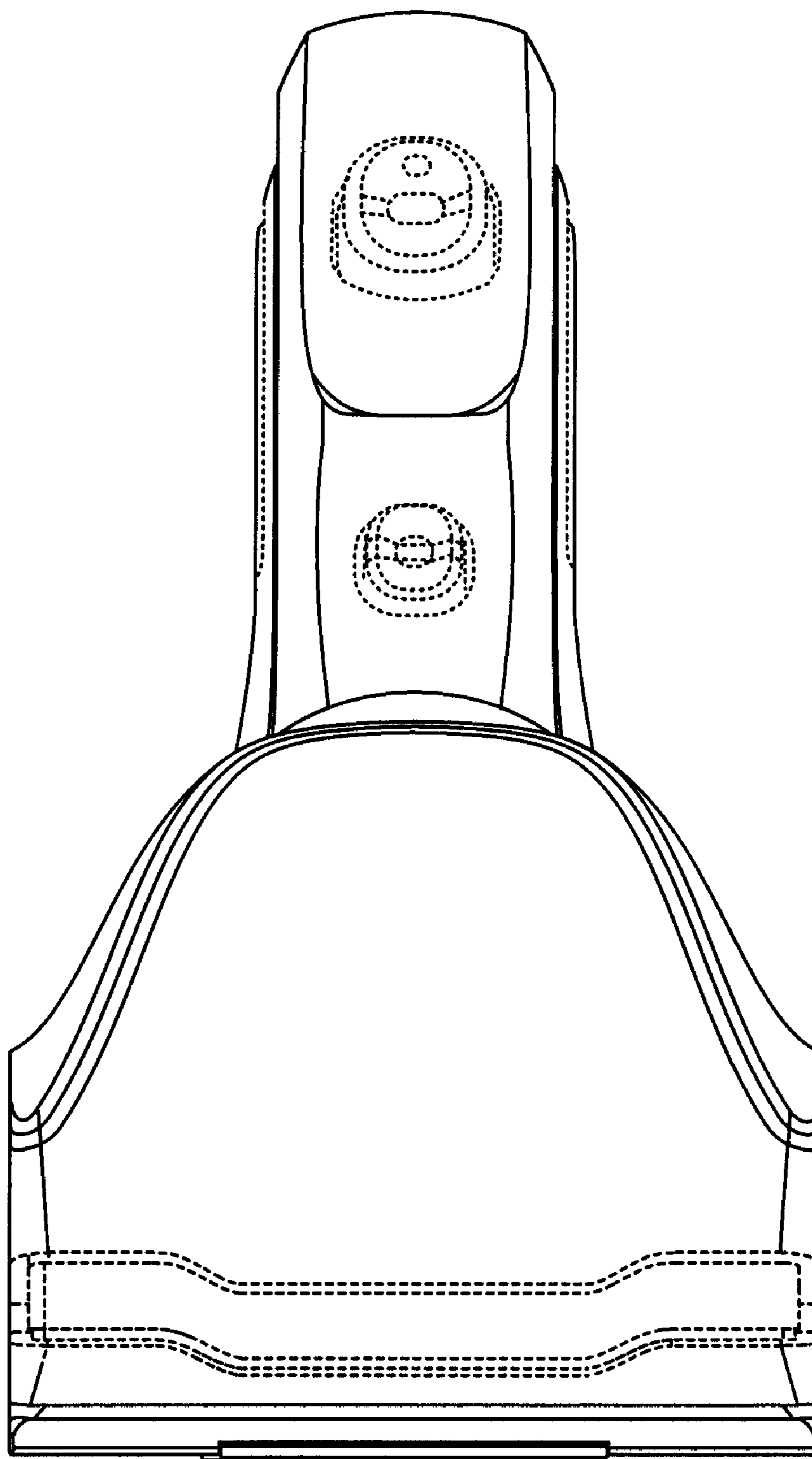


Fig. 2

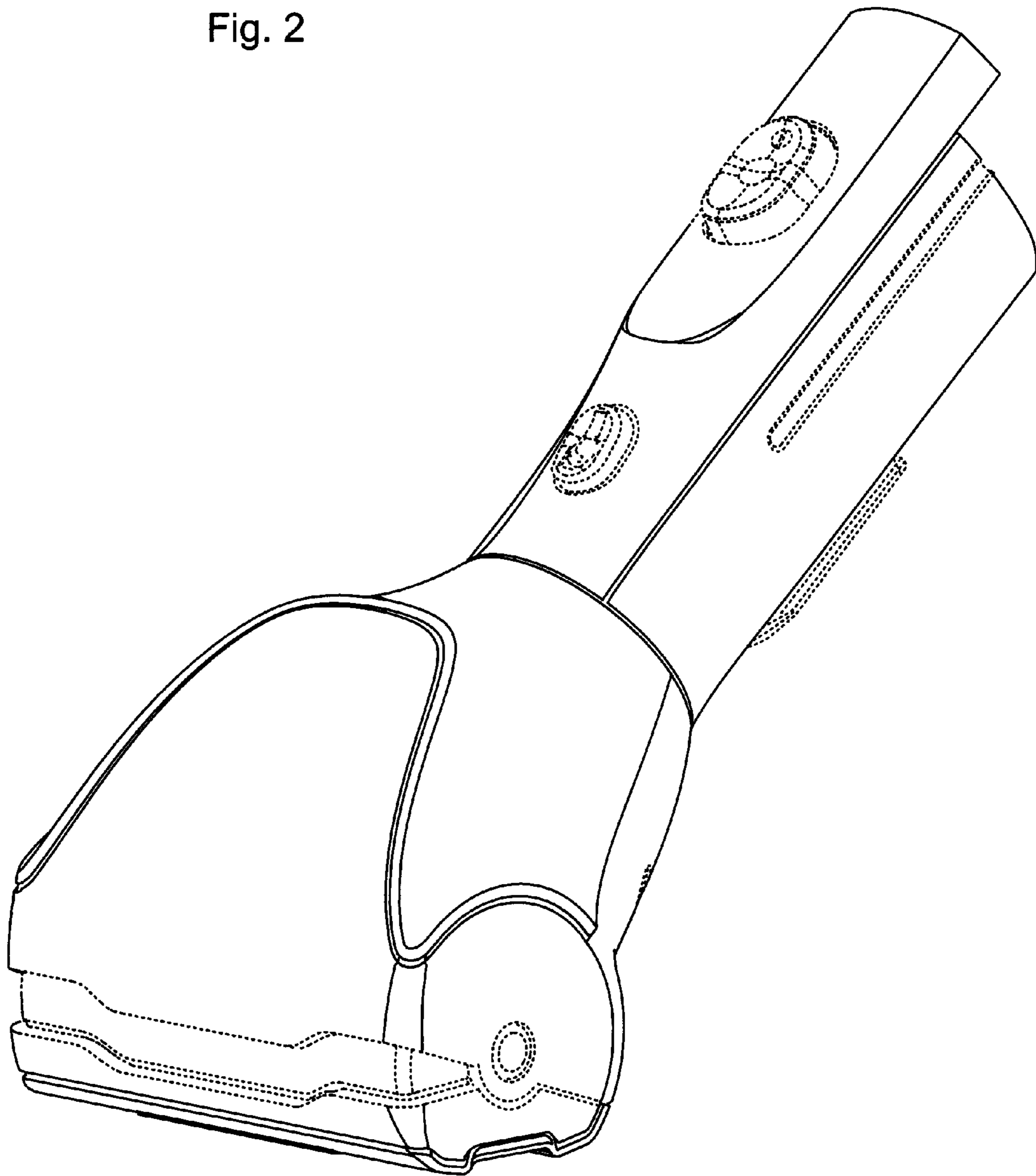
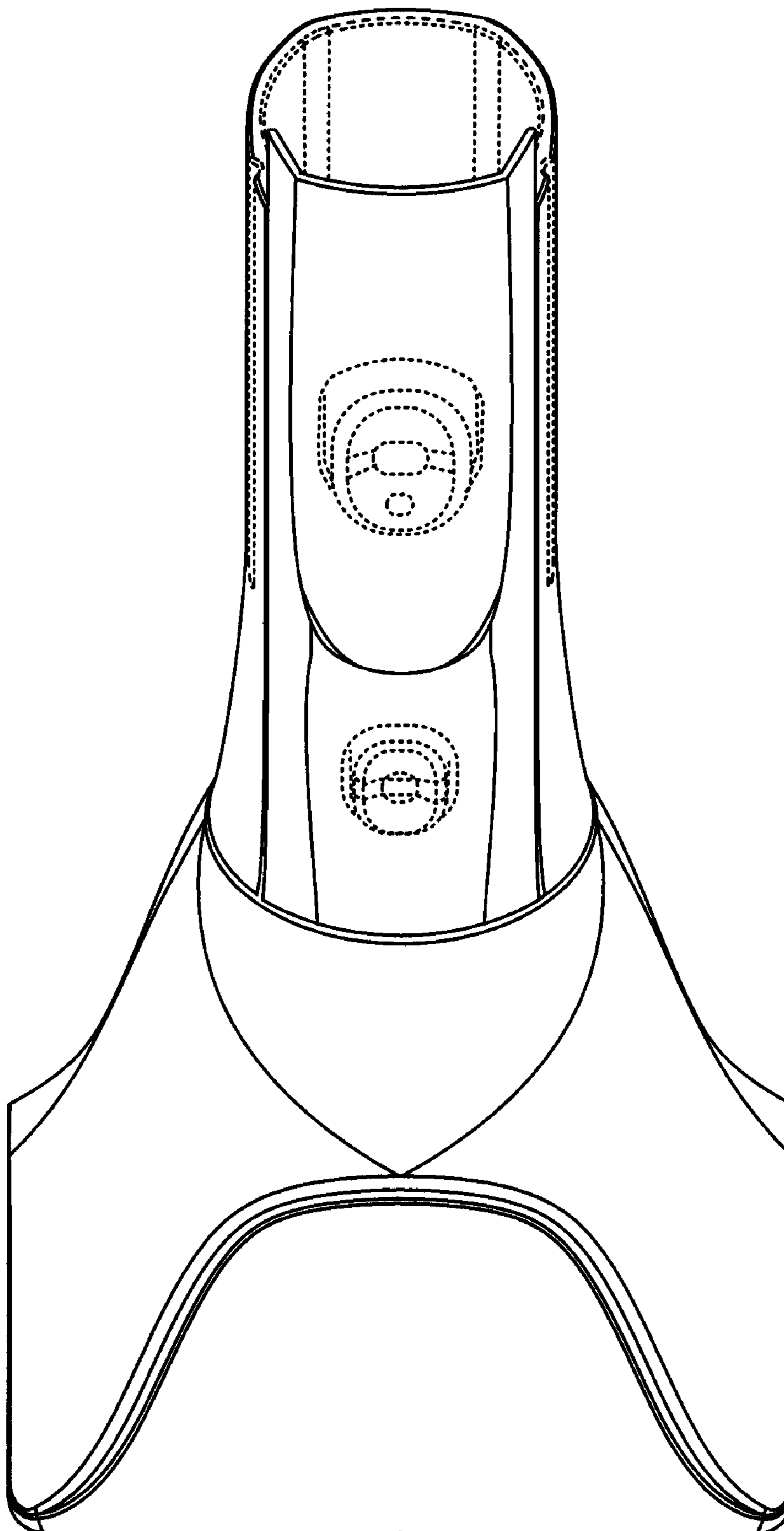


Fig. 3



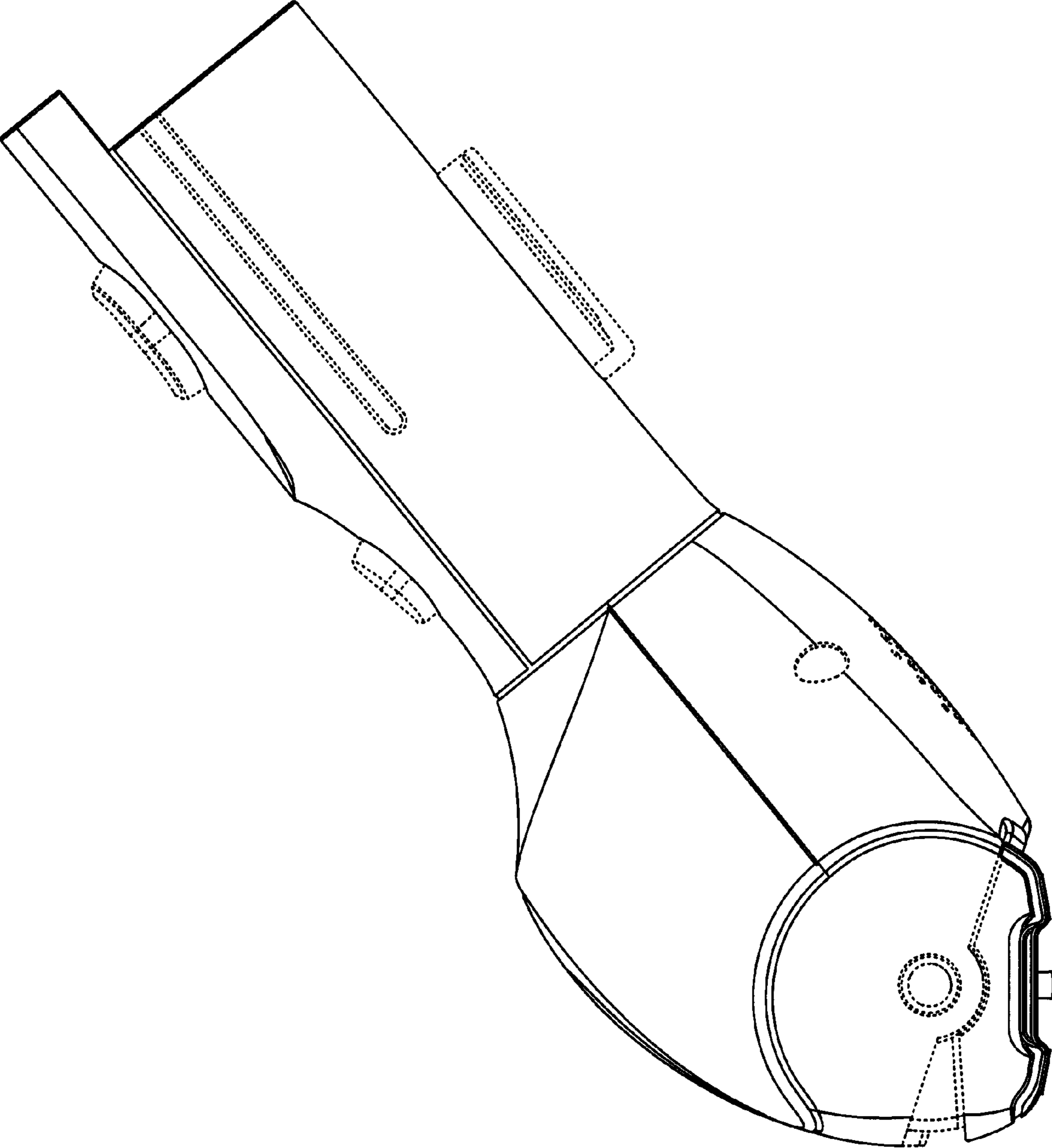


Fig. 4

Fig. 5

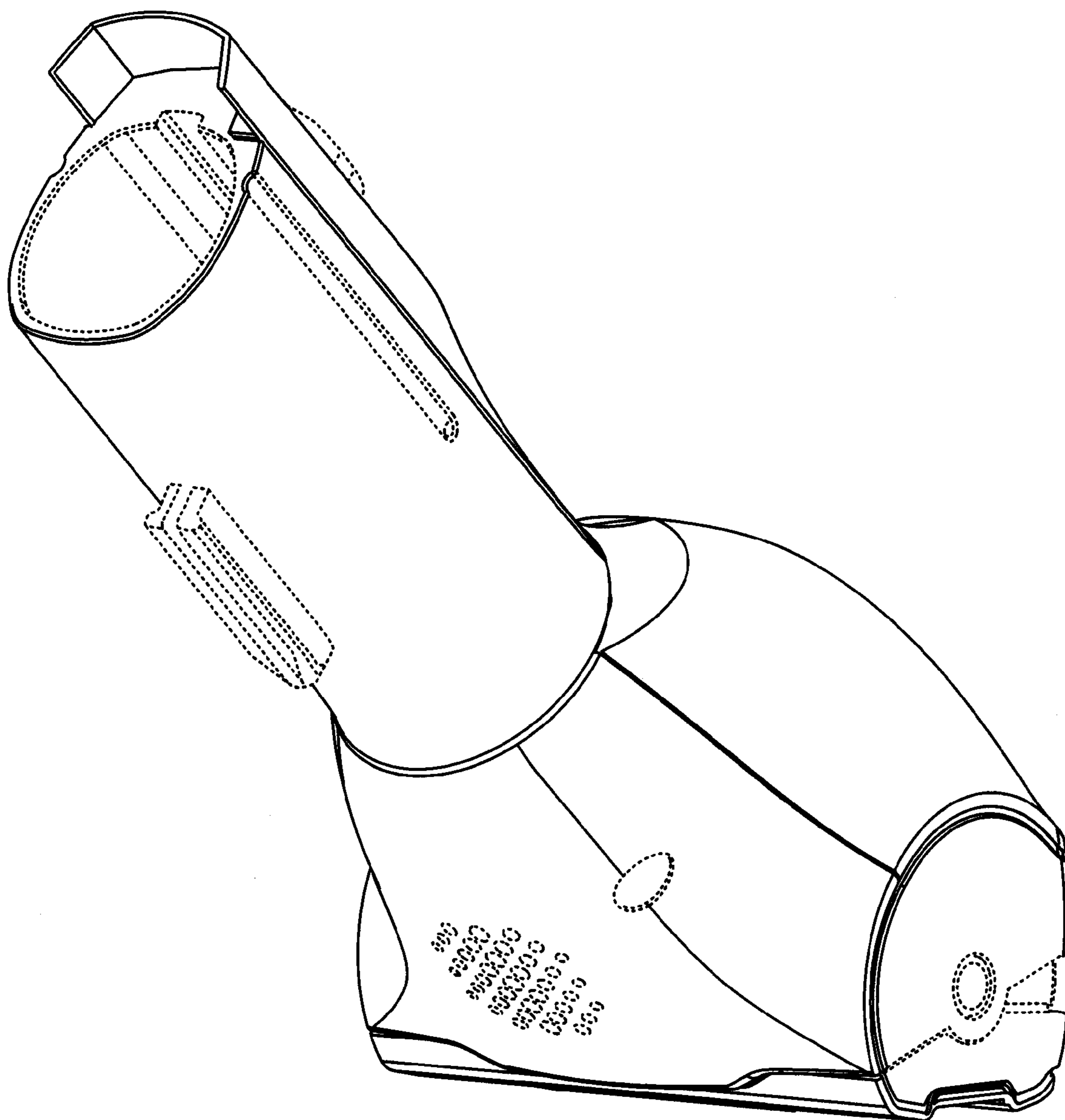
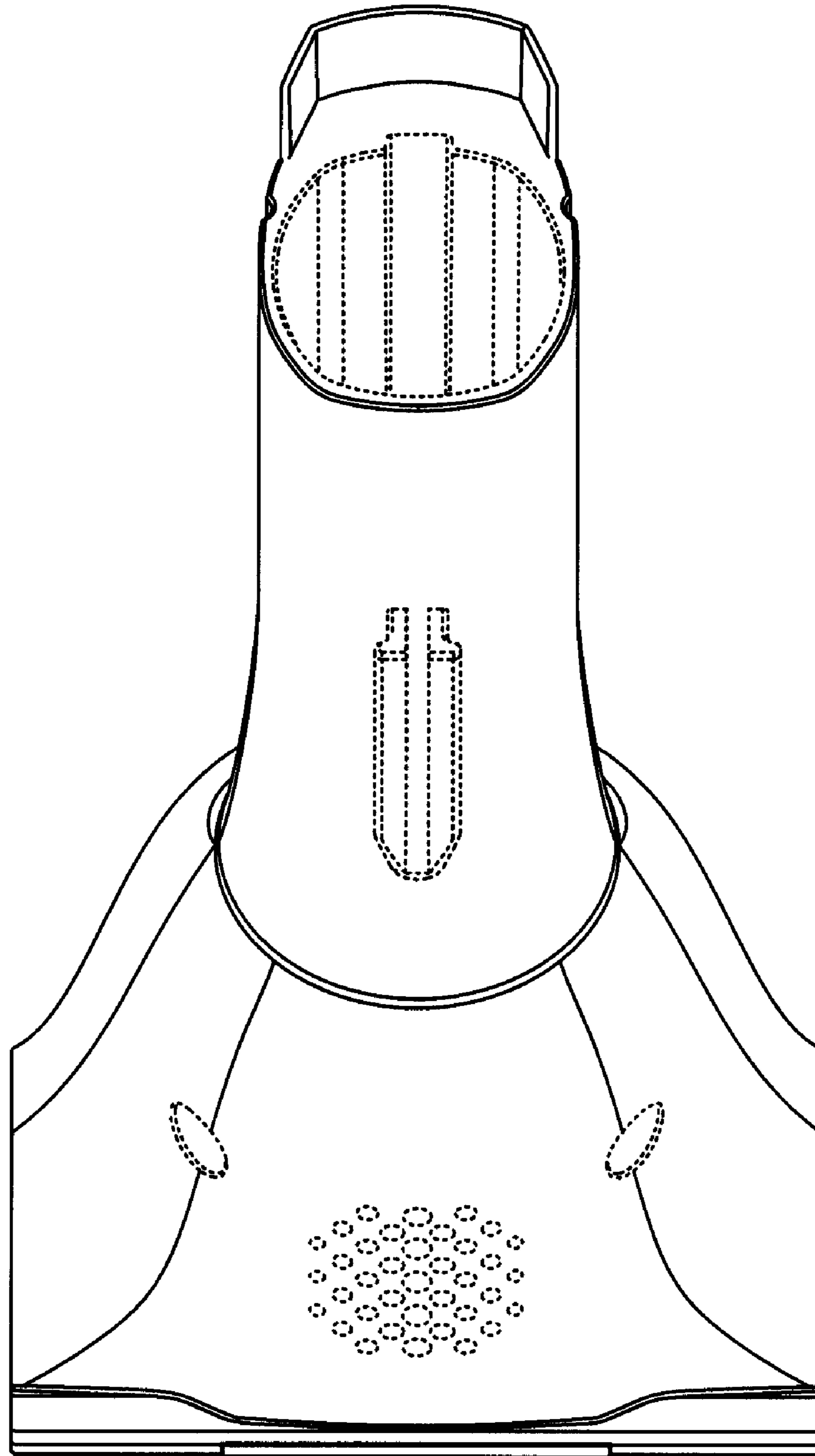


Fig. 6





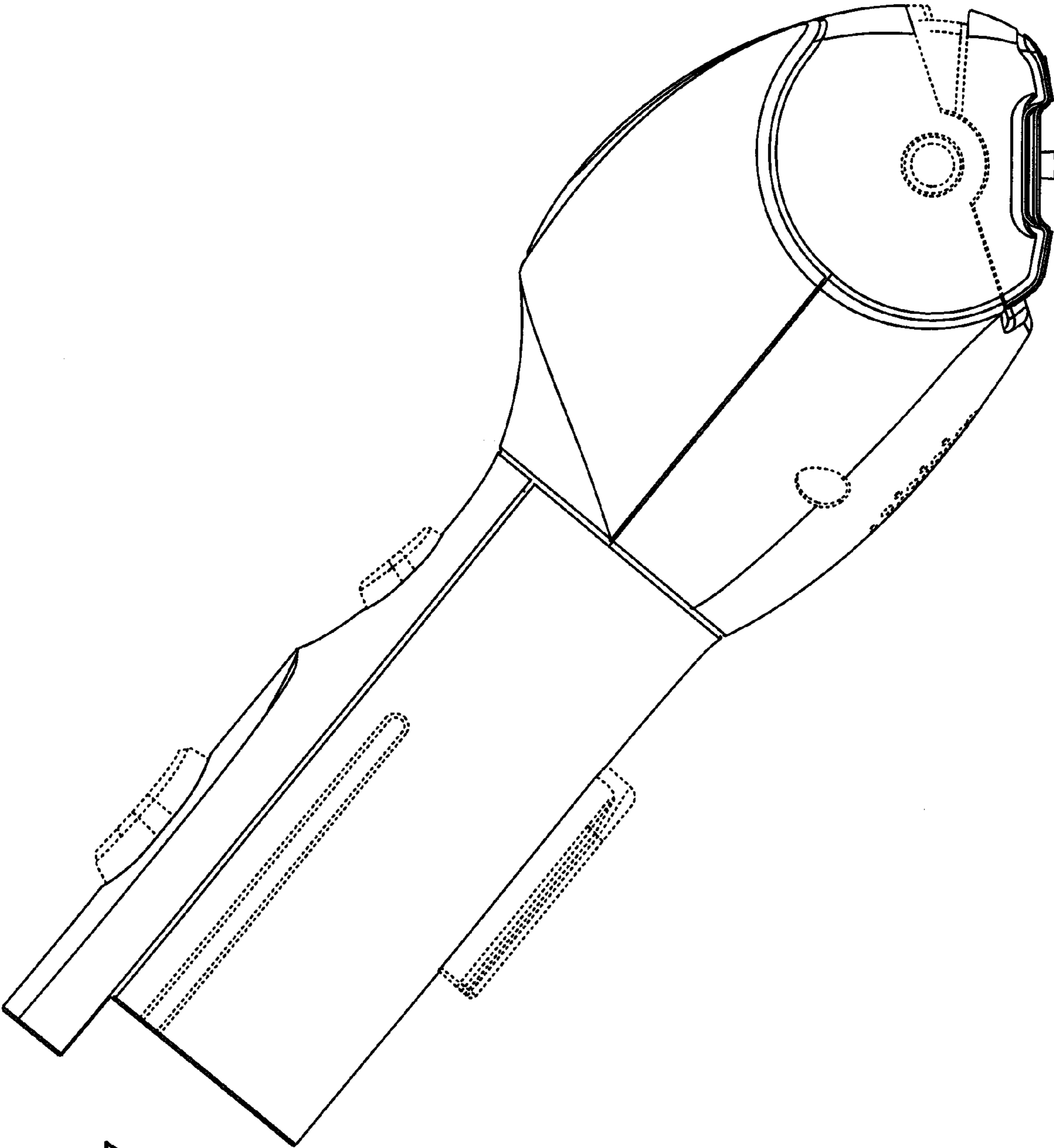


Fig. 7

Fig. 8

