



US00D590104S

(12) **United States Design Patent**
Keaveney

(10) **Patent No.:** **US D590,104 S**

(45) **Date of Patent:** **** Apr. 7, 2009**

(54) **GLOVE FOR DISPOSAL OF ANIMAL WASTE**

(76) Inventor: **Amy Keaveney**, 15 Bassett La.,
Newfields, NH (US) 03856

(**) Term: **14 Years**

(21) Appl. No.: **29/293,419**

(22) Filed: **Nov. 23, 2007**

(51) **LOC (9) Cl.** **02-06**

(52) **U.S. Cl.** **D29/117.1**

(58) **Field of Classification Search** D2/610,
D2/612, 614-623; D29/113, 116.2, 117.1-119,
D29/120.1, 123; 2/16, 159, 161.1-161.8,
2/162, 198, 170; D24/190; D28/63; D32/40,
D32/42, 43; D21/807; D3/215, 224, 226,
D3/218; 224/219, 222, 267, 237; 40/586,
40/633

See application file for complete search history.

(56) **References Cited**

U.S. PATENT DOCUMENTS

4,645,251	A *	2/1987	Jacobs	294/1.3
4,788,733	A *	12/1988	Lerner	15/104.94
5,301,806	A *	4/1994	Olson	206/278
5,438,708	A *	8/1995	Jacovitz	2/161.6
6,487,766	B2 *	12/2002	Sillene	29/509
6,511,111	B2 *	1/2003	Dooley	294/1.3
2003/0205847	A1 *	11/2003	Warneke et al.	264/308

* cited by examiner

Primary Examiner—Raphael Barkai

Assistant Examiner—Randall H Gholson

(74) *Attorney, Agent, or Firm*—Lambert & Associates; Gary E. Lambert; Adam J. Bruno

(57) **CLAIM**

The ornamental design for a glove for disposal of animal waste, as shown and described.

DESCRIPTION

FIG. 1 is a isometric top perspective view of the glove for disposal of animal waste, the glove in this embodiment is for an individual's right hand, shown palm side down;

FIG. 2 is a isometric bottom perspective view of the glove for disposal of animal waste, shown palm side up, wherein the palm side contains a pouch for collection of animal waste;

FIG. 3 is a top view of the glove for disposal of animal waste, shown palm side down;


FIG. 4 is a bottom view of the glove for disposal of animal waste, shown palm side up;

FIG. 5 is a right side view of the glove for disposal of animal waste;

FIG. 6 is a left side view of the glove for disposal of animal waste; and,

FIG. 7 is a top plan view of the glove for disposal of animal waste.

1 Claim, 3 Drawing Sheets



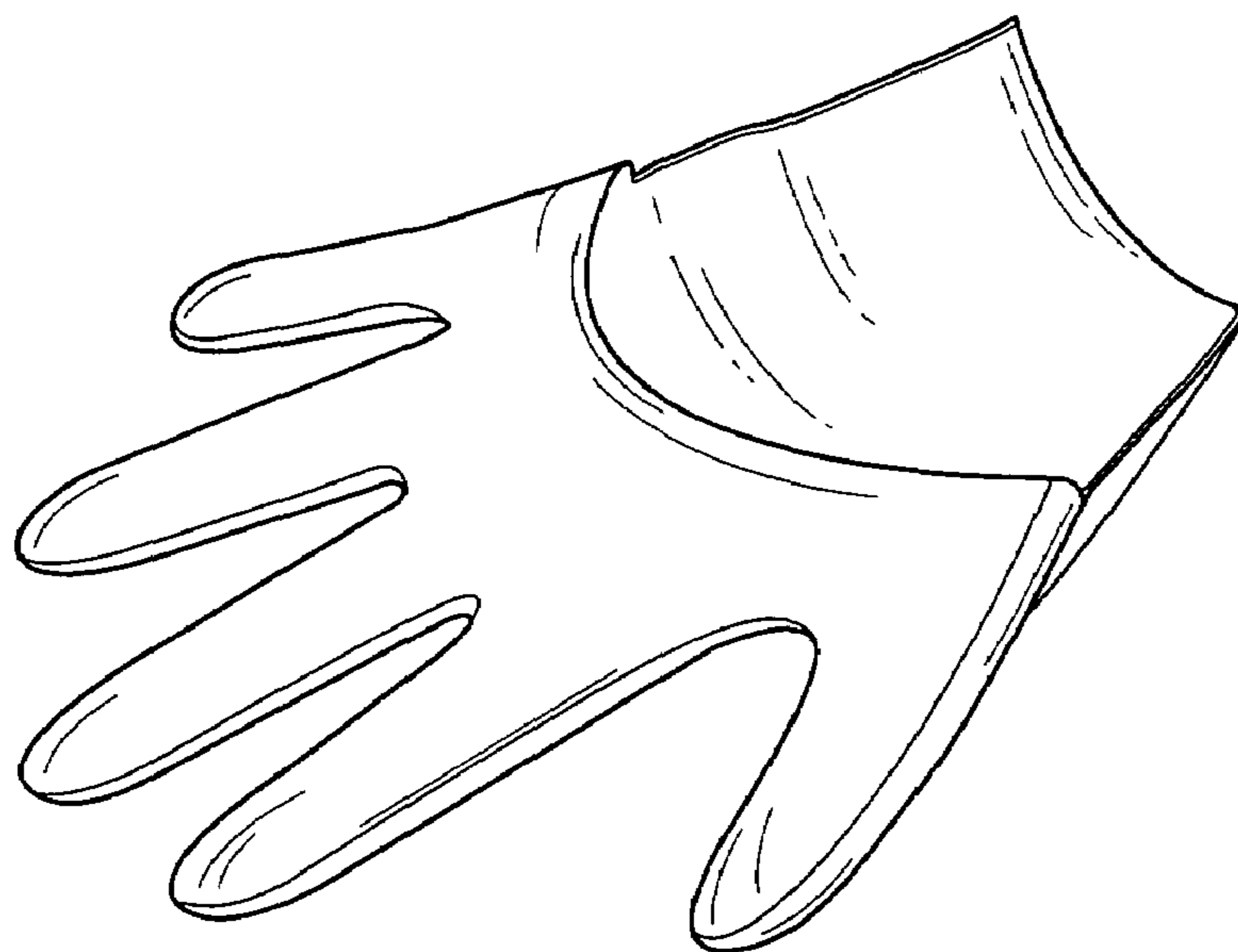


FIG. 1

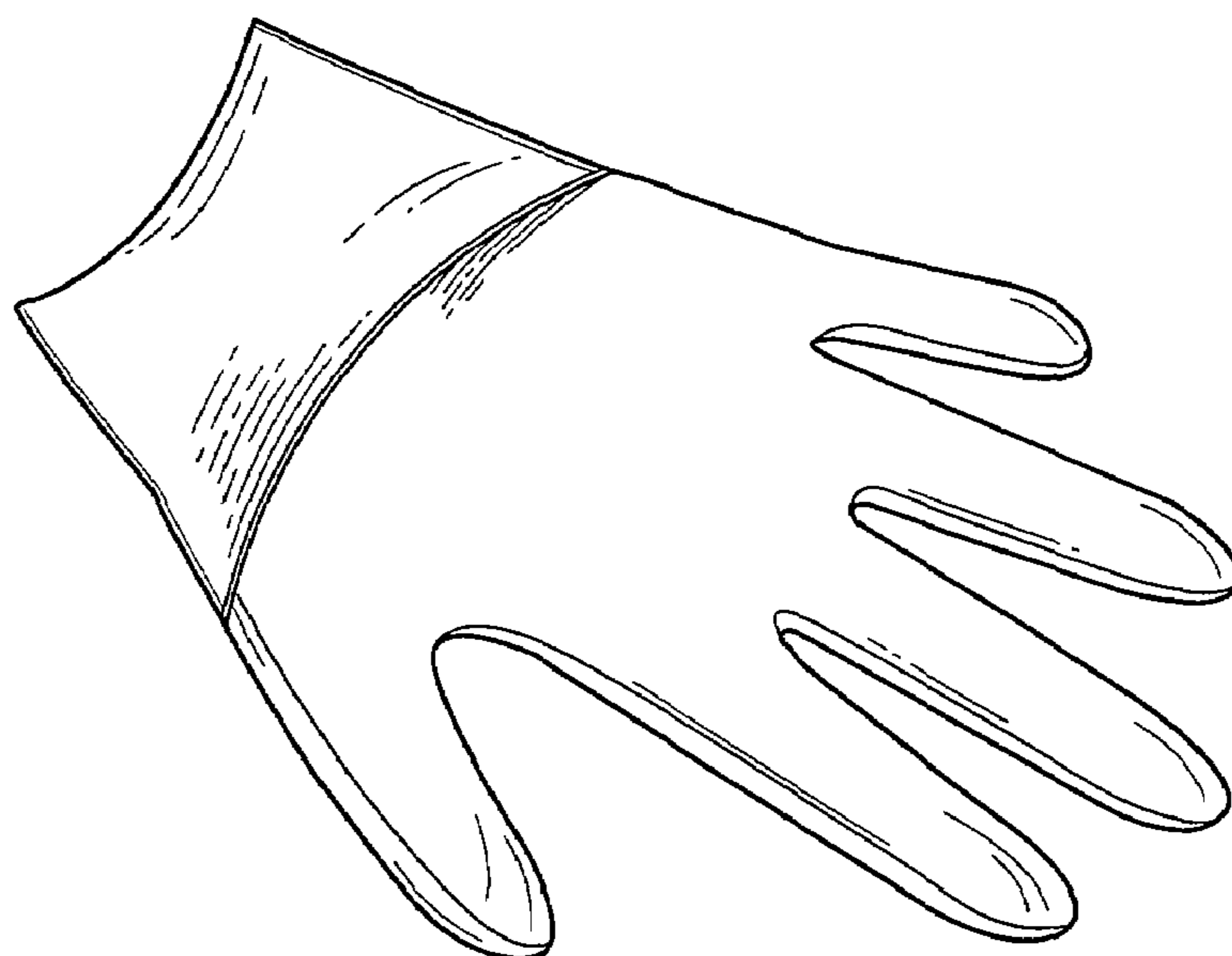


FIG. 2




FIG. 4

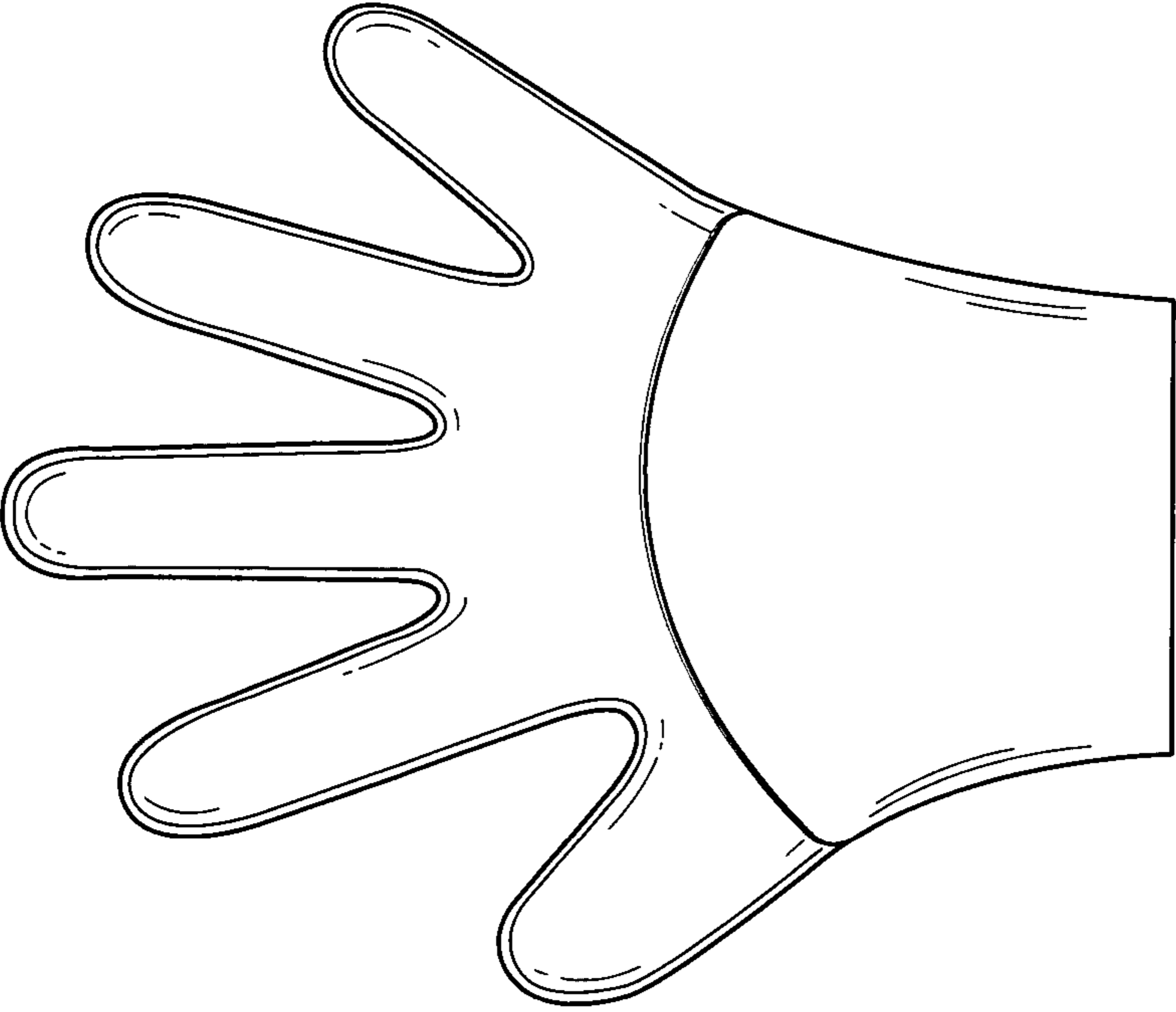


FIG. 3

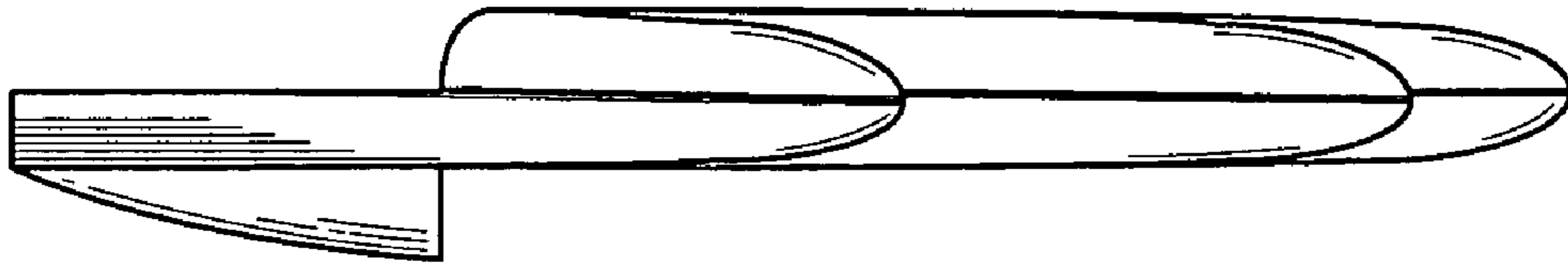


FIG. 5




FIG. 6

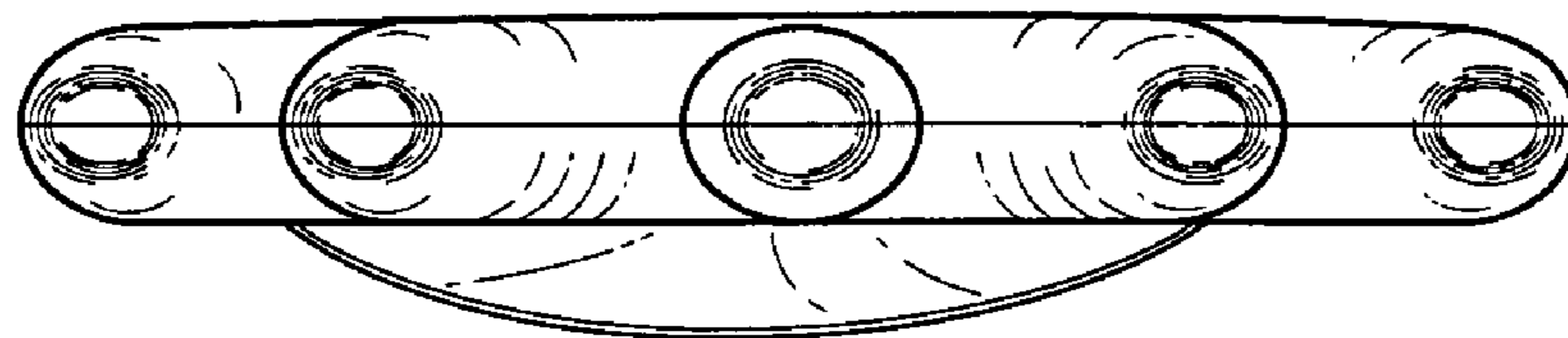


FIG. 7