

US00D590099S

(12) **United States Design Patent**
Maxik et al.

(10) **Patent No.:** **US D590,099 S**

(45) **Date of Patent:** **** Apr. 7, 2009**

(54) **HEAT SINK FOR A LIGHT FIXTURE**

(75) Inventors: **Fredric S. Maxik**, Indialantic, FL (US);
Addy S. Widjaja, Palm Bay, FL (US)

(73) Assignee: **Lighting Science Group Corporation**,
Satellite Beach, FL (US)

(**) Term: **14 Years**

(21) Appl. No.: **29/307,111**

(22) Filed: **Mar. 31, 2008**

(51) **LOC (9) Cl.** **26-99**

(52) **U.S. Cl.** **D26/118**

(58) **Field of Classification Search** D26/3,
D26/37, 67, 72, 74-79, 81-92, 118-122;
362/125, 147, 217-225, 132, 243, 260-263,
362/267, 283, 311, 337, 364, 806; 326/311;
D25/119, 132; 312/140

See application file for complete search history.

(56) **References Cited**

U.S. PATENT DOCUMENTS

2,356,654	A *	8/1944	Cullman	362/223
2,569,934	A *	10/1951	Kurtzon	362/125
D193,802	S *	10/1962	Thomsen et al.	D26/128
3,125,301	A *	3/1964	Stotter	362/217
4,814,954	A *	3/1989	Spitz	362/217
4,845,601	A *	7/1989	Podbury et al.	362/125
D306,771	S *	3/1990	Gecchelin	D26/75
D311,589	S *	10/1990	Benchimol et al.	D26/24
D314,757	S *	2/1991	Gecchelin	D13/155
D361,010	S *	8/1995	Hebsgaard	D6/580
D368,851	S *	4/1996	Cole et al.	D8/376

D372,453	S *	8/1996	Gold	D12/400
D440,101	S *	4/2001	Anderson	D6/580
6,231,209	B1 *	5/2001	Leibig et al.	362/219
D444,262	S *	6/2001	Eberlein et al.	D26/118
6,257,735	B1 *	7/2001	Baar	362/217
D486,340	S *	2/2004	Sudano	D6/577
7,144,129	B2 *	12/2006	Mackin	362/223
D544,136	S *	6/2007	Hargreaves	D26/118
D544,138	S *	6/2007	Hargreaves	D26/118
D544,994	S *	6/2007	Hargreaves	D26/118
D545,996	S *	7/2007	Hargreaves	D26/118
D567,002	S *	4/2008	Allsopp	D6/580
D578,248	S *	10/2008	Lee et al.	D26/138
D582,602	S *	12/2008	Maxik et al.	D26/118

* cited by examiner

Primary Examiner—Robert M Spear

Assistant Examiner—Susan E Krakower

(74) *Attorney, Agent, or Firm*—Cantor Colburn LLP

(57) **CLAIM**

The ornamental design for a heat sink for a light fixture, as shown and described.

DESCRIPTION

FIG. 1 is a perspective view of a heat sink for a light fixture showing our new design;

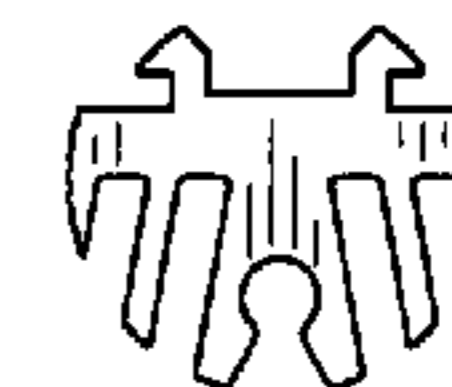
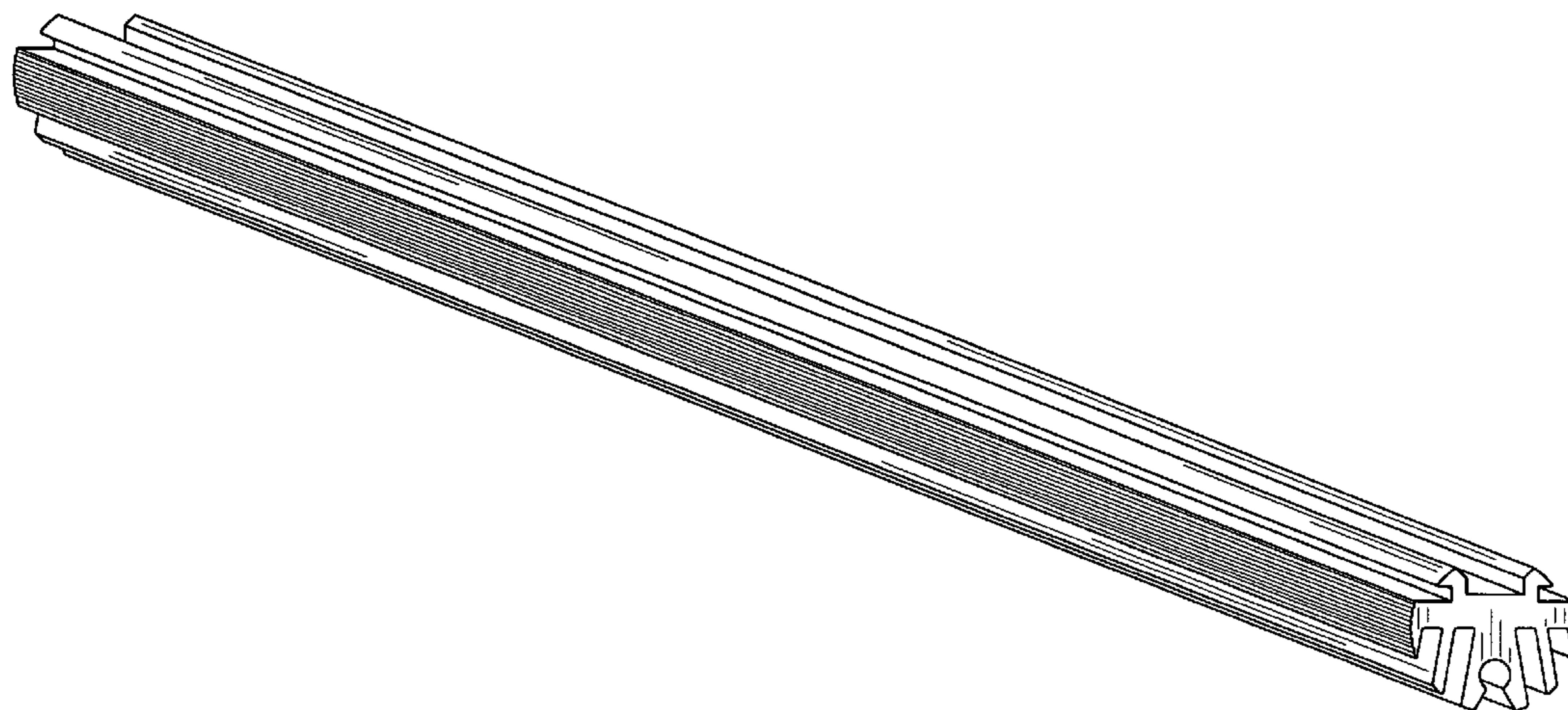
FIG. 2 is a front view thereof, the back view being a mirror image thereof;

FIG. 3 is a side view thereof;

FIG. 4 is a top view thereof; and

FIG. 5 is a bottom view thereof.

1 Claim, 3 Drawing Sheets



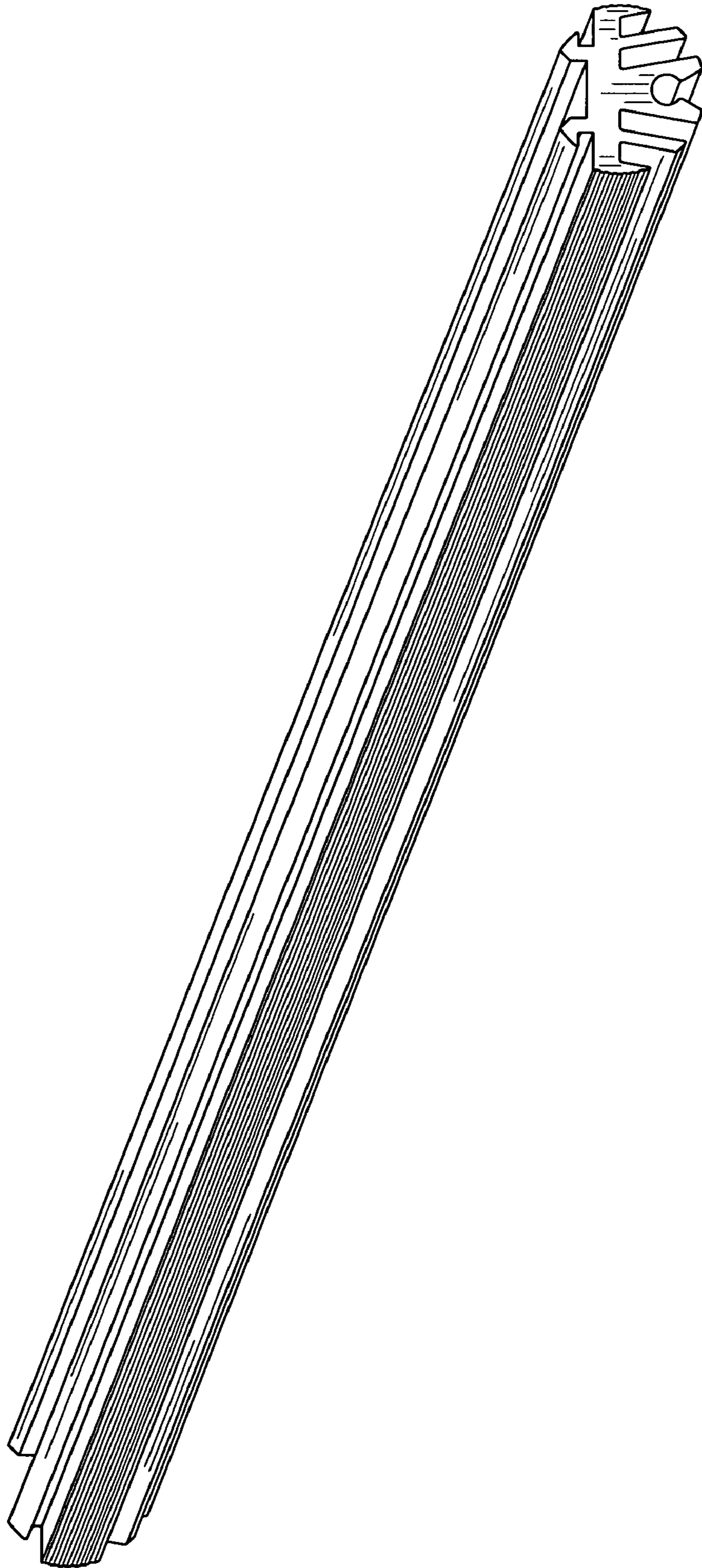


FIG. 1




FIG. 2




FIG. 3




FIG. 4




FIG. 5