



US00D590096S

(12) **United States Design Patent**  
**Romano**

(10) **Patent No.:** **US D590,096 S**

(45) **Date of Patent:** **\*\* Apr. 7, 2009**

(54) **CANDLE LIGHT**

(76) Inventor: **Sarah Romano**, 515 Woodbury Lake Dr., Deptford, NJ (US) 08012

(\*\*) Term: **14 Years**

(21) Appl. No.: **29/292,048**

(22) Filed: **Sep. 26, 2007**

(51) **LOC (9) Cl.** ..... **23-03**

(52) **U.S. Cl.** ..... **D26/101**

(58) **Field of Classification Search** ..... D26/1,  
D26/24, 67, 93-94, 104-110, 32, 34, 96,  
D26/101; 362/3, 153, 186, 217, 255, 257,  
362/277, 317, 351, 353, 362, 363, 382, 431,  
362/433, 458, 806

See application file for complete search history.

(56) **References Cited**

**U.S. PATENT DOCUMENTS**

4,866,580	A	9/1989	Blackerby	
D349,359	S *	8/1994	McLaughlin, II	..... D26/101
5,601,360	A	2/1997	Paquette	
D463,608	S *	9/2002	Lam	..... D26/101

D468,463	S *	1/2003	Macklin et al.	..... D26/32
D481,152	S *	10/2003	Tell et al.	..... D26/96
6,793,365	B1	9/2004	Rieck	
D527,484	S *	8/2006	Fussell et al.	..... D26/96
D569,541	S *	5/2008	Shiu	..... D26/96

\* cited by examiner

*Primary Examiner*—Brian N Vinson

(57) **CLAIM**

The ornamental design for a candle light, as shown and described.

**DESCRIPTION**

FIG. 1 is a front elevational view of a candle light showing my new design;

FIG. 2 is a left side elevational view thereof;


FIG. 3 is a right side elevational view thereof;

FIG. 4 is a rear elevational thereof;

FIG. 5 is a top plan view thereof; and,

FIG. 6 is a bottom plan view thereof.

**1 Claim, 6 Drawing Sheets**



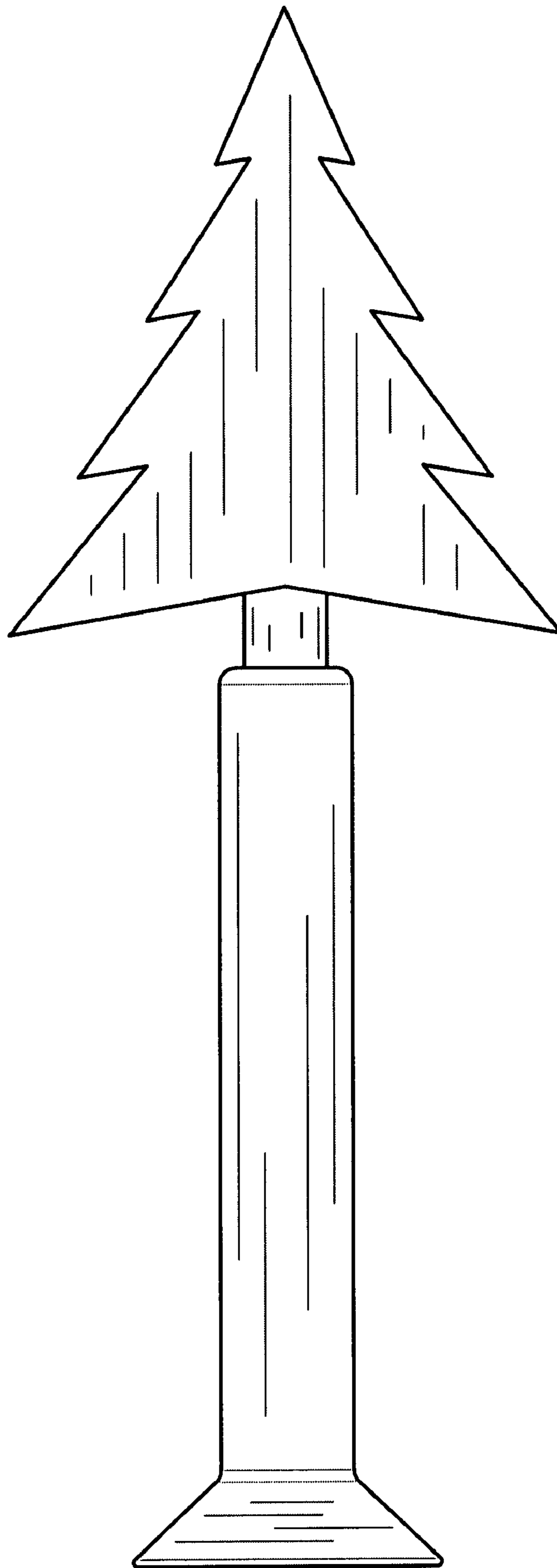
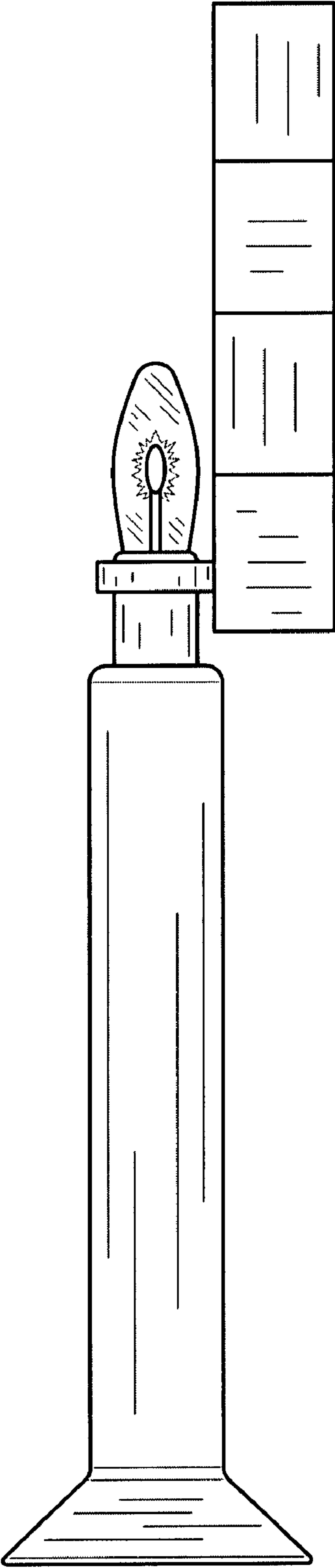


FIG. 1

FIG. 2



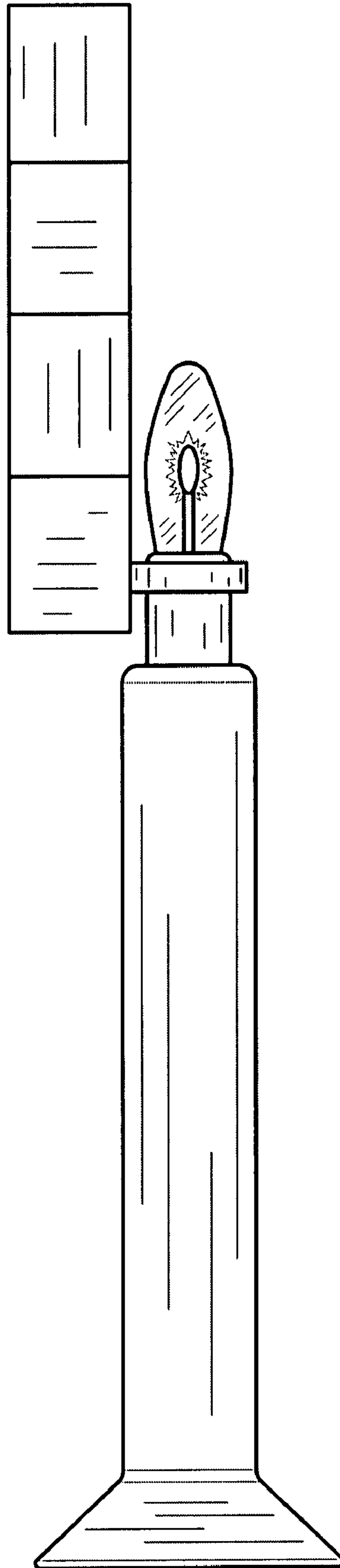


FIG. 3

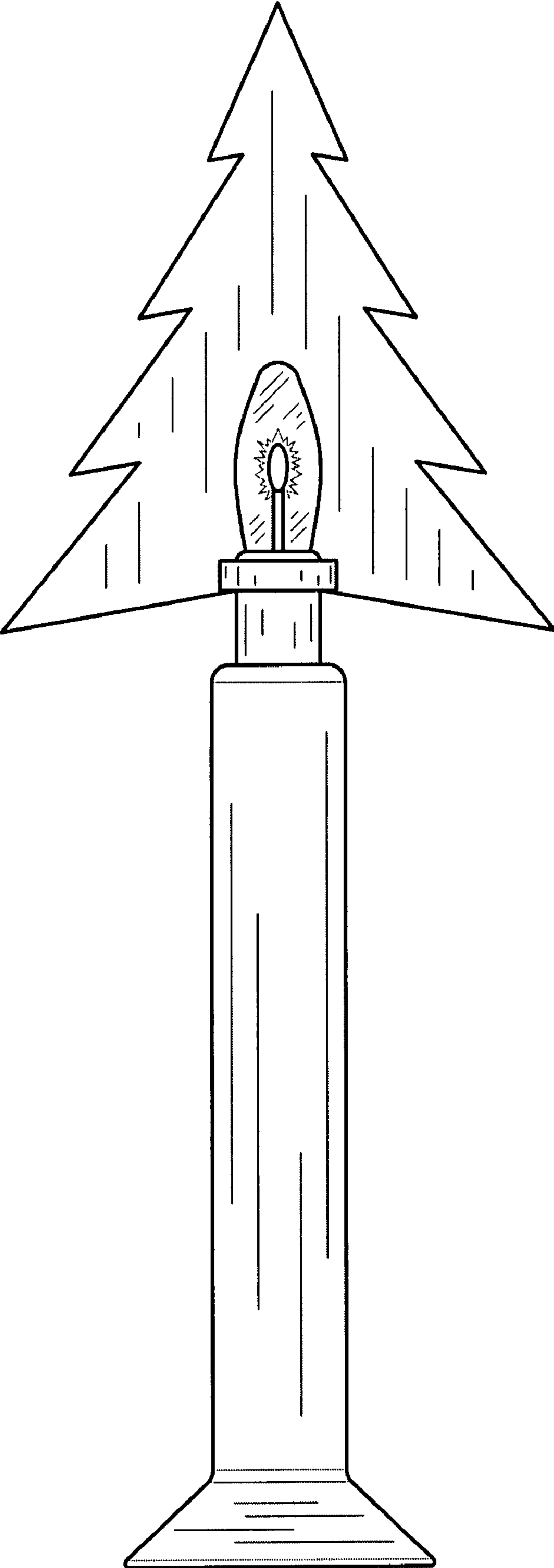


FIG. 4

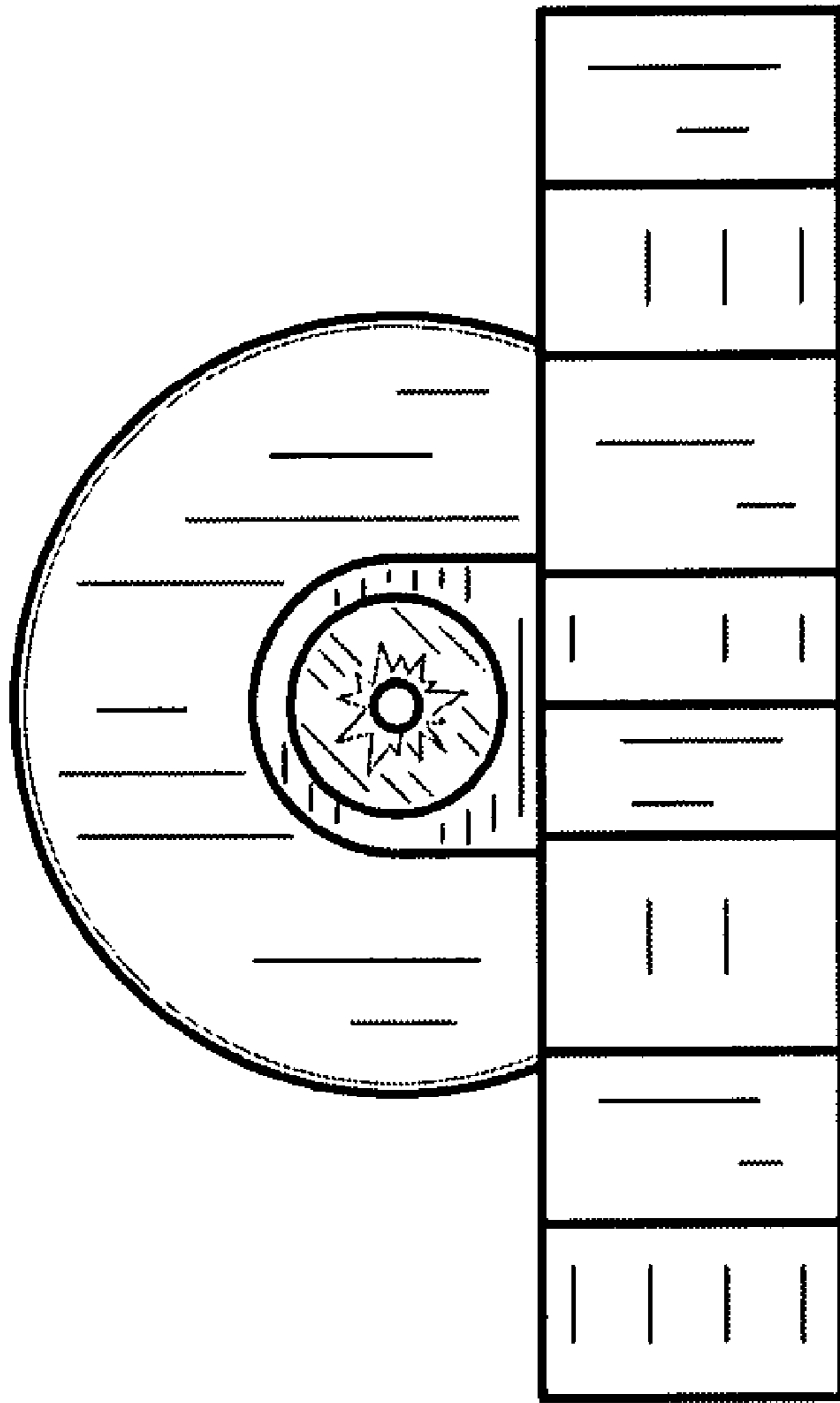


FIG. 5

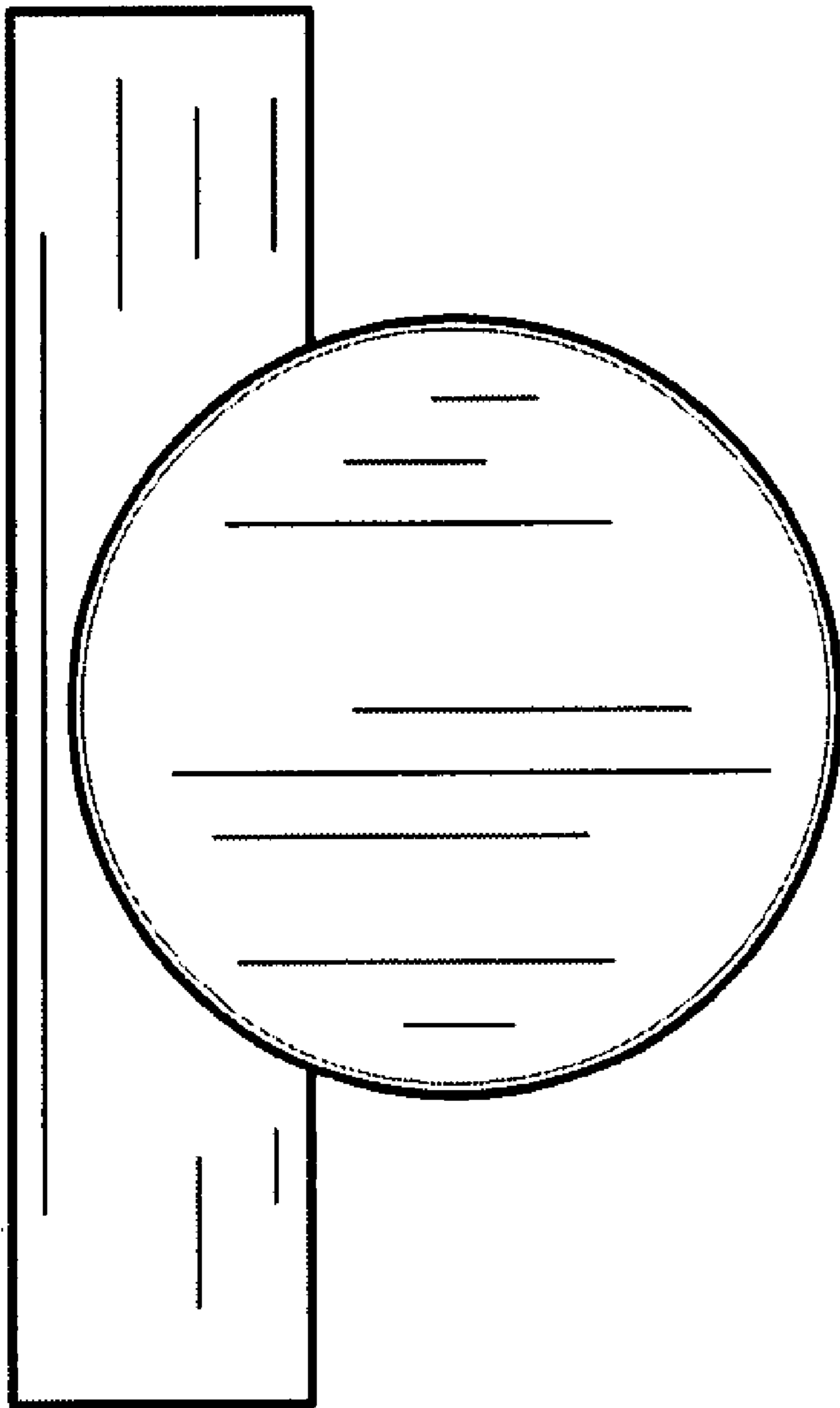


FIG. 6