



US00D590091S

(12) **United States Design Patent**
Starck

(10) **Patent No.:** **US D590,091 S**
(45) **Date of Patent:** **** Apr. 7, 2009**

(54) **FLOOR LAMP**

(75) Inventor: **Philippe Starck**, Paris (FR)

(73) Assignee: **FLOS S.p.A.**, Brescia (IT)

(**) Term: **14 Years**

(21) Appl. No.: **29/284,086**

(22) Filed: **Aug. 30, 2007**

(30) **Foreign Application Priority Data**

Mar. 1, 2007 (EM) 000679030-0004

(51) **LOC (9) Cl.** **26-03**

(52) **U.S. Cl.** **D26/93**

(58) **Field of Classification Search** D26/24,
D26/61-67, 93, 102, 104-105, 108-109;
362/509, 516, 523, 186, 217, 255, 257, 277,
362/317, 319, 351, 354, 355, 357, 358, 362,
362/382, 410, 413, 417, 806

See application file for complete search history.

(56) **References Cited**

U.S. PATENT DOCUMENTS

D131,625 S * 3/1942 Wright D26/52
D337,847 S * 7/1993 Meck et al. D26/110
D368,547 S * 4/1996 Chen D26/93
D369,430 S * 4/1996 Huang D26/110
D370,071 S * 5/1996 Sonneman D26/106

D385,647 S * 10/1997 Swanson D26/110
D410,297 S * 5/1999 Huang D26/110
D433,176 S * 10/2000 Barry D26/112
D509,019 S * 8/2005 Castro et al. D26/112
D512,175 S * 11/2005 Santachiara D26/108
D525,739 S * 7/2006 Wu D26/93
D538,964 S * 3/2007 Martin D26/109

* cited by examiner

Primary Examiner—Brian N Vinson

(74) *Attorney, Agent, or Firm*—McGlew and Tuttle, P.C.

(57) **CLAIM**

The ornamental design for a floor lamp, as shown and described.

DESCRIPTION

FIG. 1 is a top perspective view of a floor lamp showing my new design;

FIG. 2 is a front elevational view thereof, the rear being identical in appearance to that shown;

FIG. 3 is a top plan view thereof;

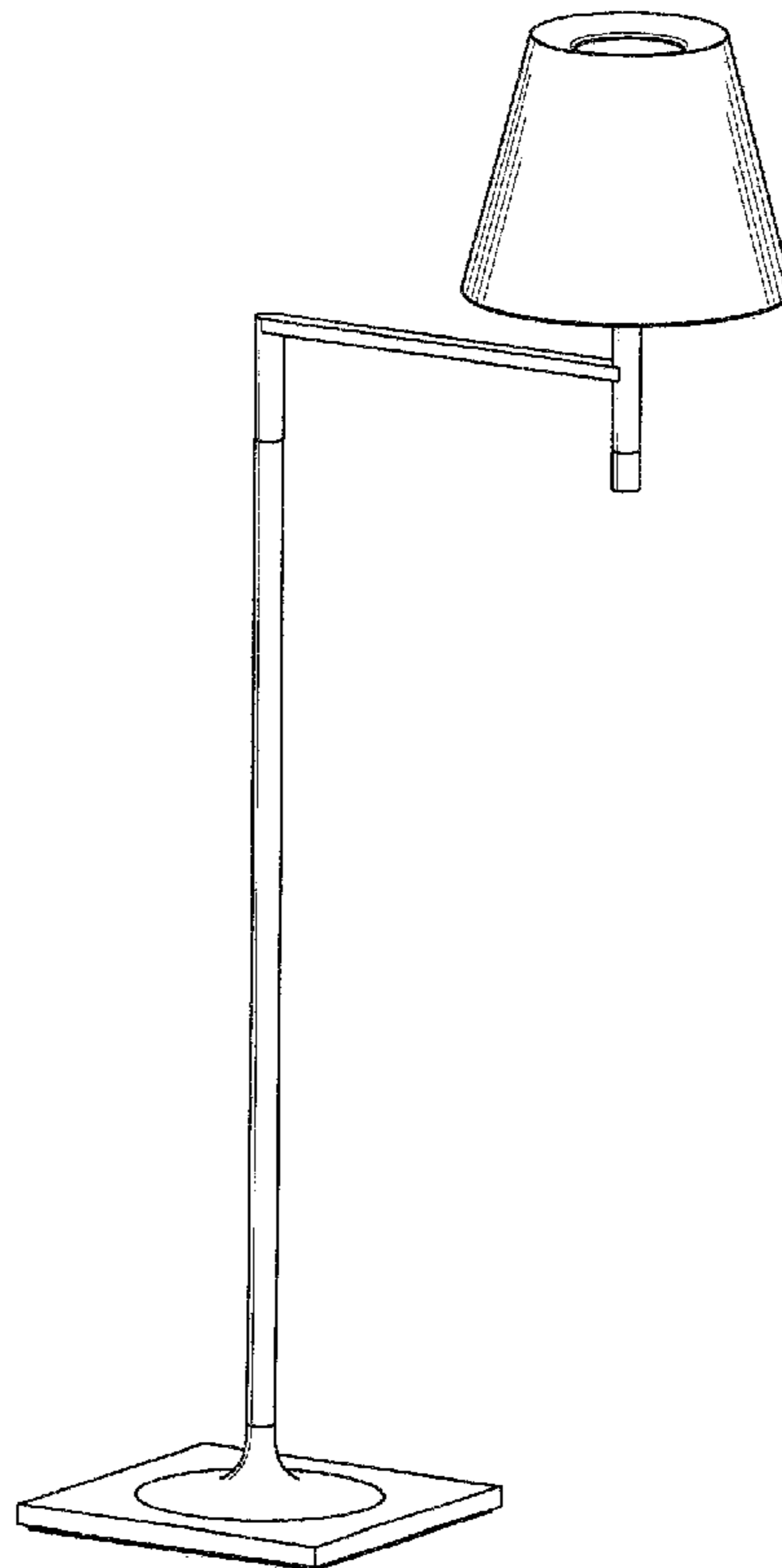
FIG. 4 is a bottom plan view thereof;

FIG. 5 is a right side elevational view thereof; and,

FIG. 6 is a left side elevational view thereof.

The broken-line disclosure in the views is for illustrative purposes only and forms no part of the claimed design.

1 Claim, 2 Drawing Sheets



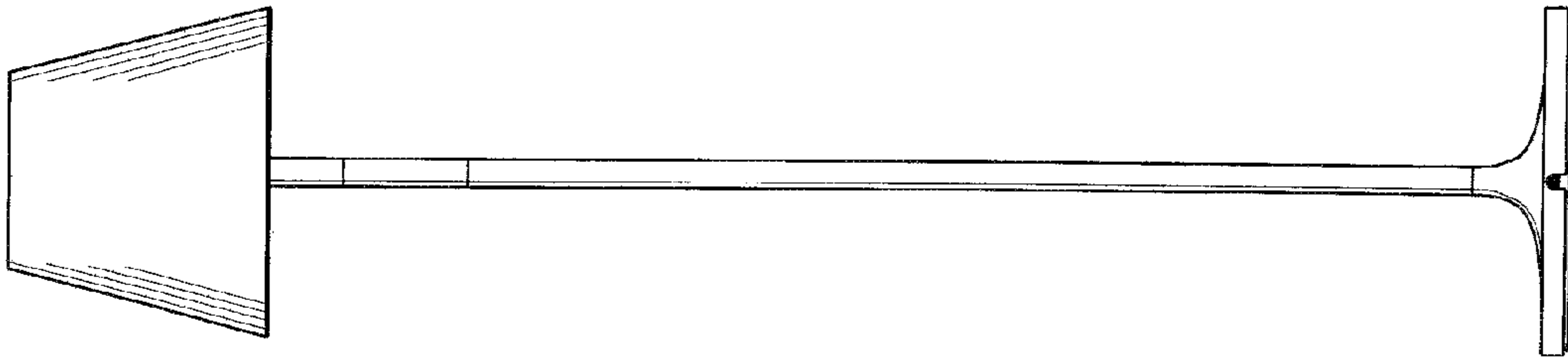


Fig. 6

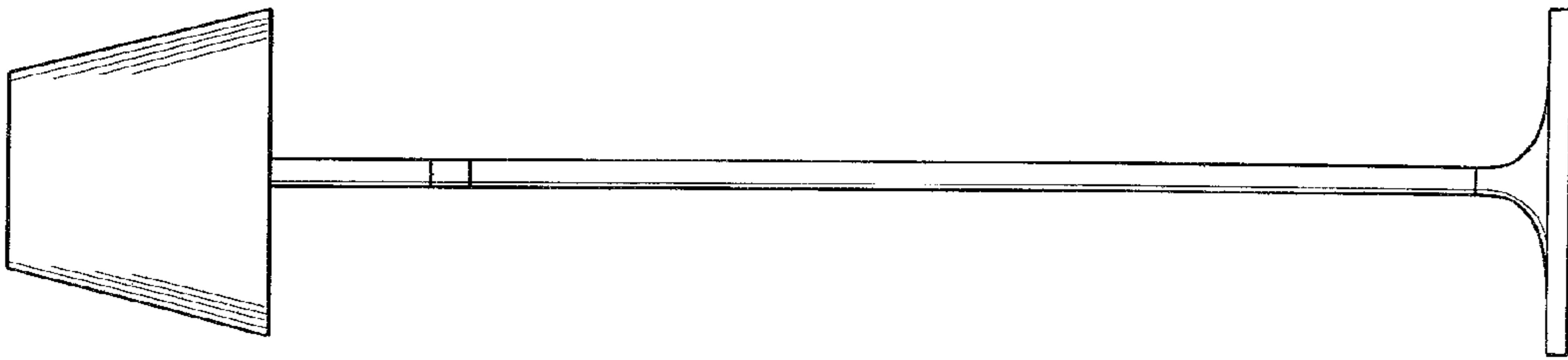


Fig. 5

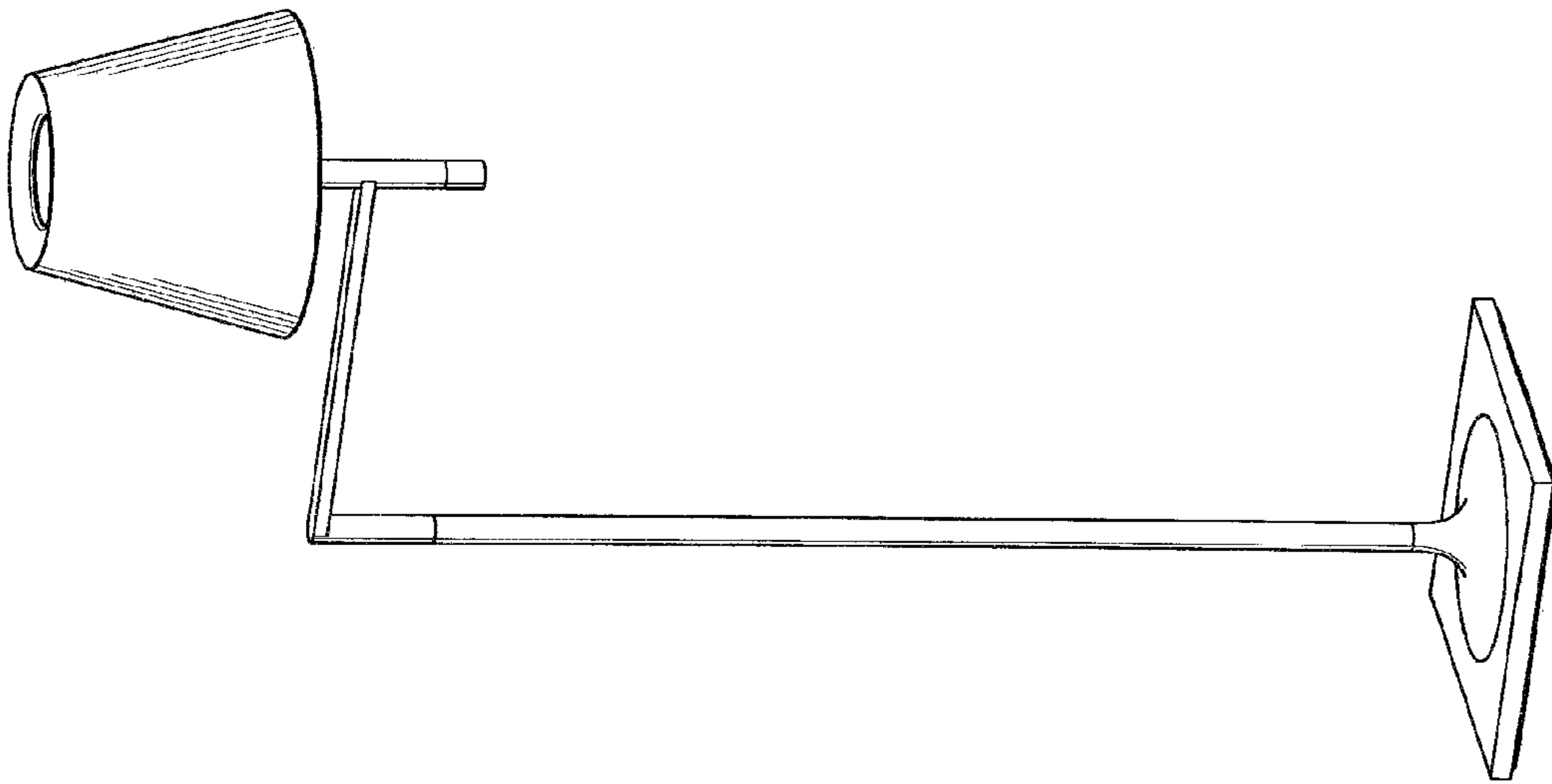


Fig. 1

