



US00D590070S

(12) **United States Design Patent**
Castonguay

(10) **Patent No.:** **US D590,070 S**

(45) **Date of Patent:** **** Apr. 7, 2009**

(54) **ARTIFICIAL SLAB**

(75) **Inventor:** **Bertin Castonguay, Magog (CA)**

(73) **Assignee:** **Oldcastle Building Products Canada Inc., Saint-John, New Brunswick (CA)**

(**) **Term:** **14 Years**

(21) **Appl. No.:** **29/282,952**

(22) **Filed:** **Aug. 2, 2007**

(51) **LOC (9) Cl.** **25-01**

(52) **U.S. Cl.** **D25/113**

(58) **Field of Classification Search** D25/102-118,
D25/164; D21/484, 500, 501; 405/16, 284,
405/286; 404/27-30, 34, 37-42; 52/102,
52/574-576, 596-609, 503-505, 612
See application file for complete search history.

(56) **References Cited**

U.S. PATENT DOCUMENTS

3,870,423 A	3/1975	Peitz	
3,947,192 A	3/1976	Rosenberger	
5,286,139 A	2/1994	Hair	
5,342,142 A	8/1994	Barth et al.	
5,348,417 A	9/1994	Scheiwiller	
5,625,990 A	5/1997	Hazlett	
5,713,155 A	2/1998	Prestele	
D397,802 S *	9/1998	Terry	D25/113
D404,147 S *	1/1999	Woolford	D25/113
5,921,705 A	7/1999	Hodson et al.	
D424,212 S *	5/2000	Abbrancati	D25/113
D429,343 S *	8/2000	Milot	D25/113
D431,871 S *	10/2000	Abbrancati	D25/113
D439,677 S *	3/2001	Mattox	D25/113
D488,566 S *	4/2004	Fleishman	D25/112
6,881,463 B2	4/2005	Riccobene	
D505,733 S *	5/2005	Castonguay et al.	D25/113
D522,667 S *	6/2006	Castonguay et al.	D25/113

D537,501 S *	2/2007	Riccobene	D25/113
D537,959 S *	3/2007	Castonguay et al.	D25/113
D543,642 S *	5/2007	Castonguay et al.	D25/113
D550,375 S *	9/2007	Thomassen et al.	D25/112
D553,260 S *	10/2007	Castonguay et al.	D25/113
D553,759 S *	10/2007	Hamel et al.	D25/113
7,393,155 B2	7/2008	Riccobene	
2007/0077387 A1	4/2007	Riccobene	
2008/0209828 A1	9/2008	Riccobene	

FOREIGN PATENT DOCUMENTS

JP	2002/285504	10/2002
JP	1180760	6/2003
JP	1180761	6/2003
JP	1180860	6/2003
JP	1180861	6/2003
JP	2004-124634	4/2004

* cited by examiner

Primary Examiner—T. Chase Nelson

Assistant Examiner—Anhdao Doan

(74) *Attorney, Agent, or Firm*—Kilpatrick Stockton LLP;
Camilla C. Williams

(57) **CLAIM**

The ornamental design for an artificial slab, as shown and described.

DESCRIPTION

FIG. 1 is a perspective view of the artificial slab;

FIG. 2 is a top view thereof;

FIG. 3 is a front view thereof;

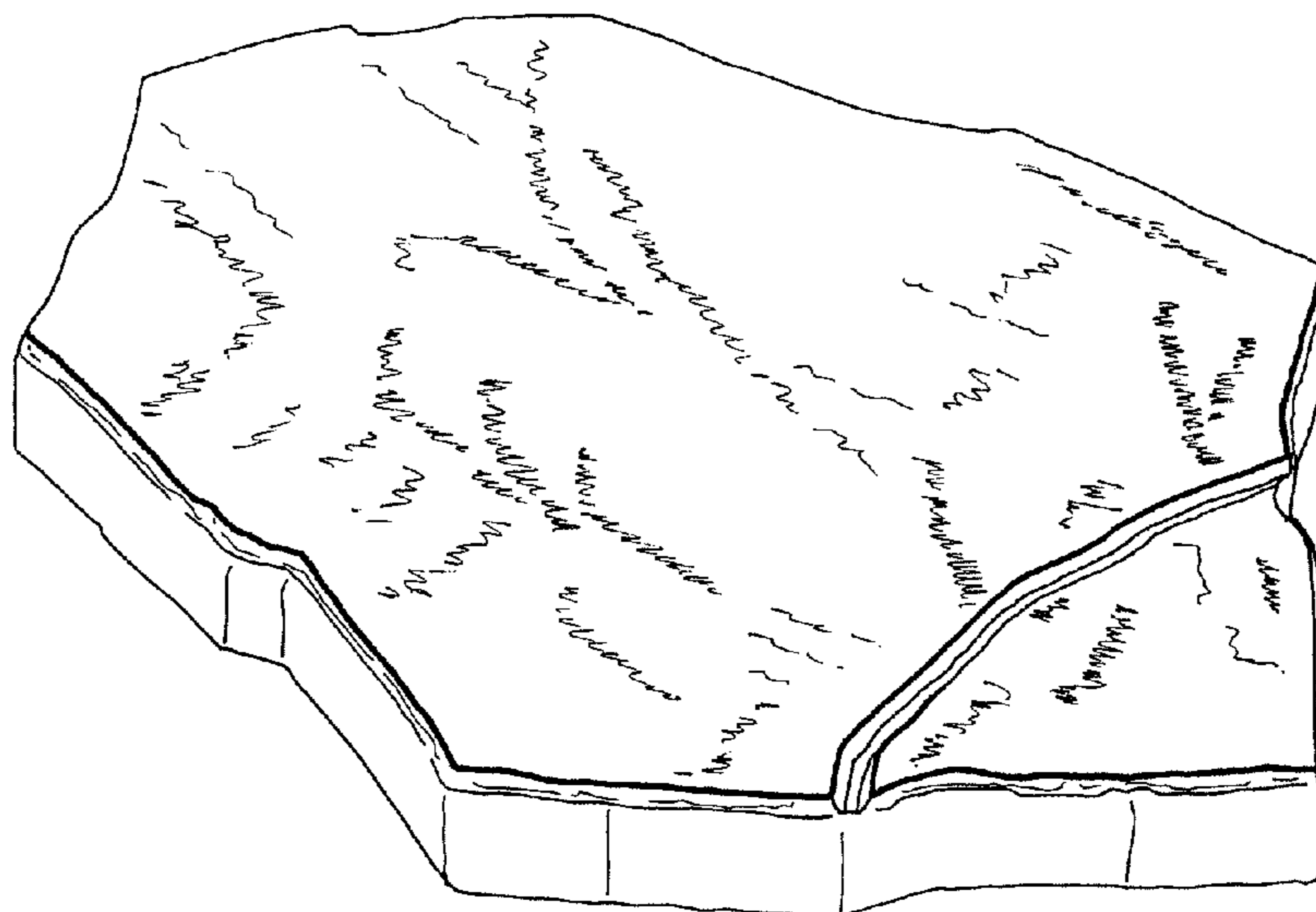
FIG. 4 is a rear view thereof;

FIG. 5 is a right-hand side view thereof;

FIG. 6 is a left-hand side view thereof; and,

FIG. 7 is a bottom view thereof.

1 Claim, 5 Drawing Sheets



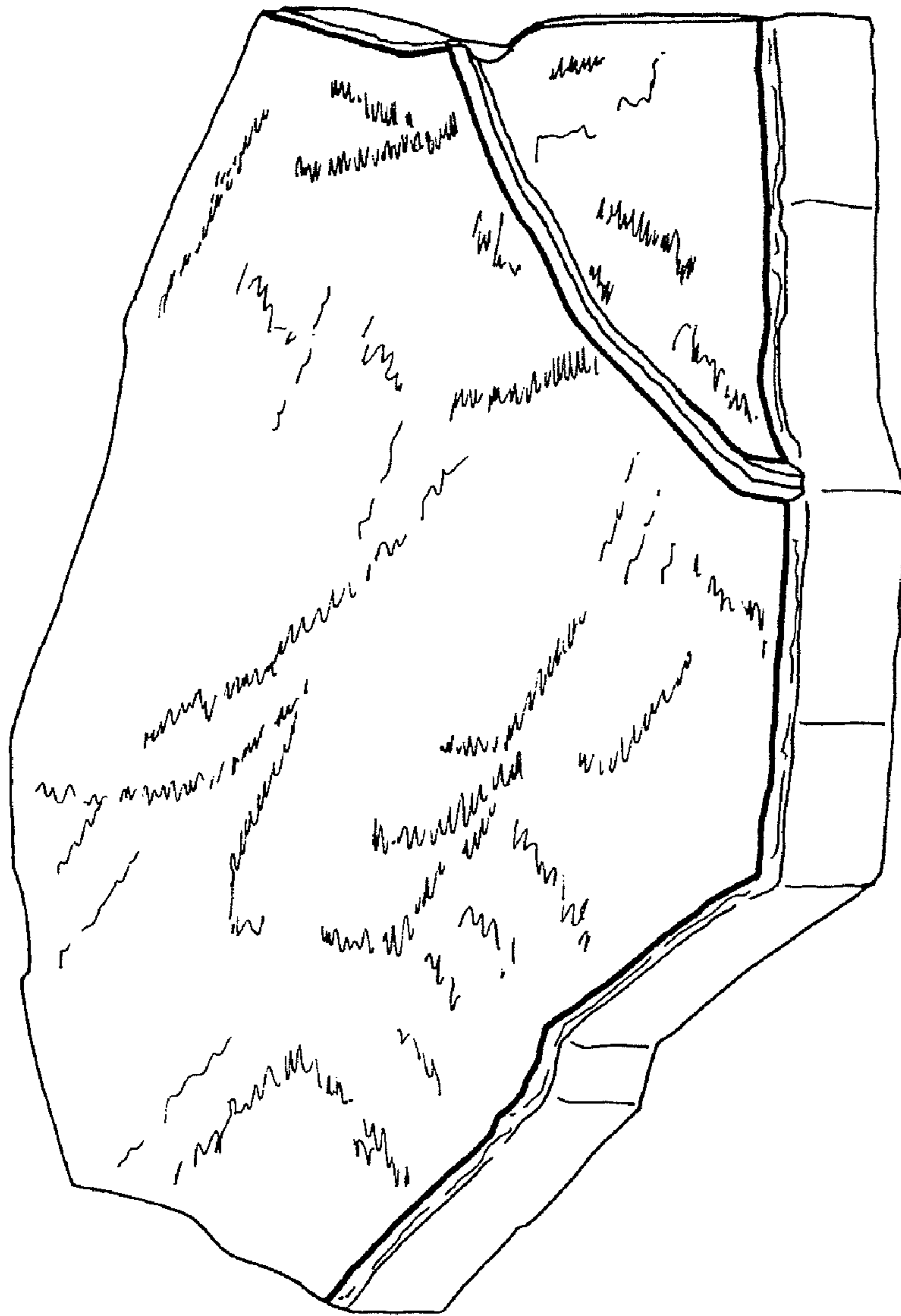


FIG. 1

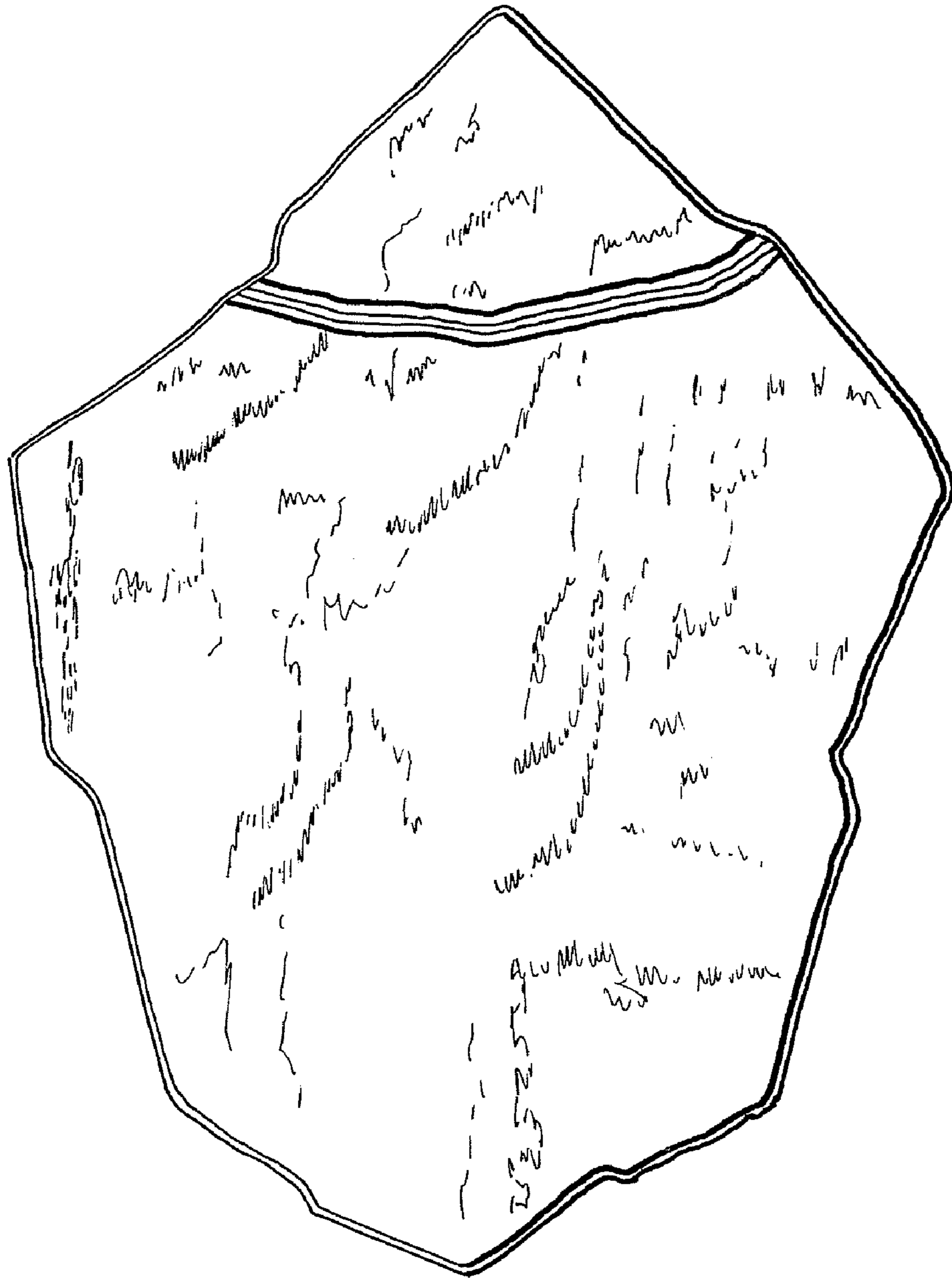


FIG. 2



FIG. 3

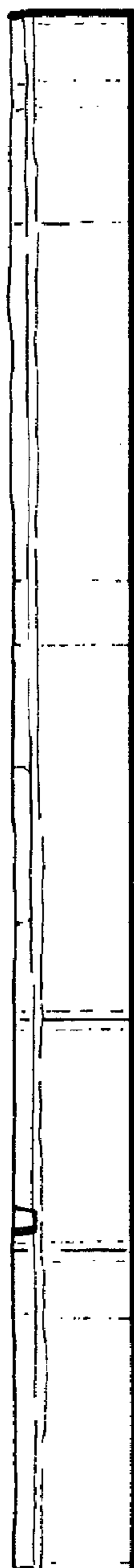


FIG. 4



FIG. 5

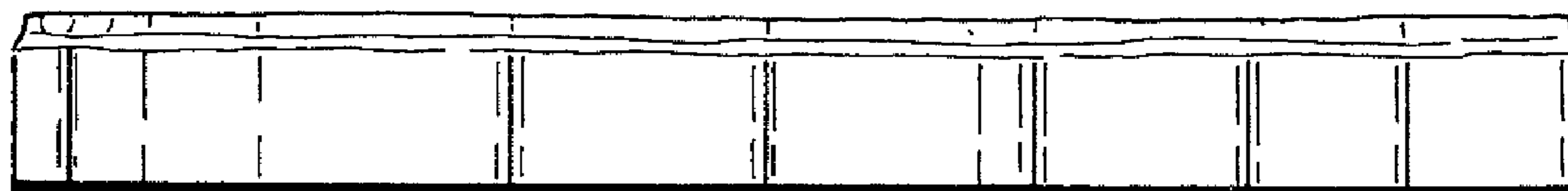


FIG. 6

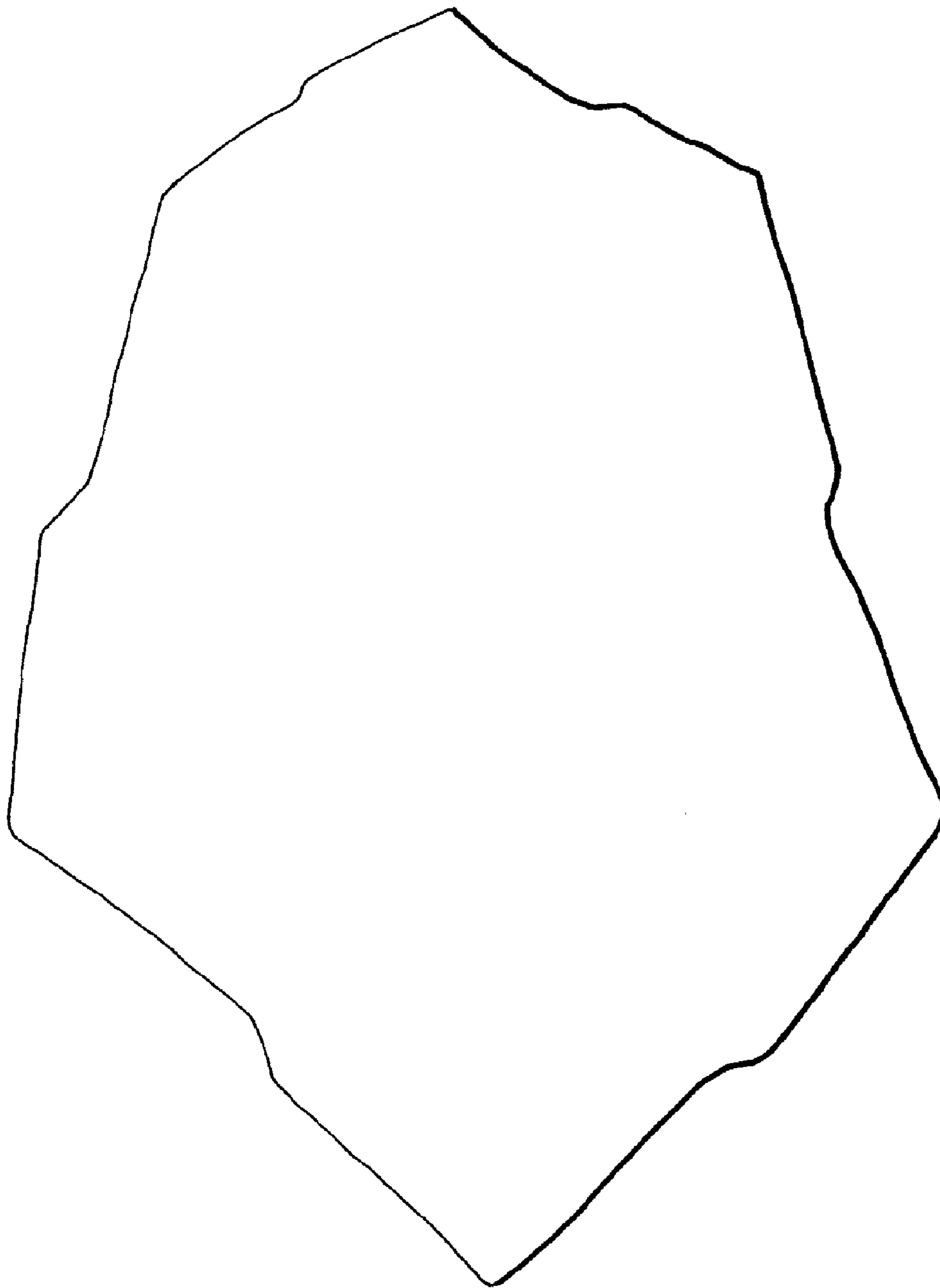


FIG. 7