

US00D590063S

(12) **United States Design Patent**
Garthoff et al.

(10) **Patent No.:** **US D590,063 S**

(45) **Date of Patent:** **** Apr. 7, 2009**

(54) **GLUCOSE METER**

(75) Inventors: **Till Garthoff**, Essen (DE); **Detlef Rhein**, Hamburg (DE)

(73) Assignee: **GlucoTel Scientific Inc.**, Reno, NV (US)

(**) Term: **14 Years**

(21) Appl. No.: **29/306,724**

(22) Filed: **Apr. 15, 2008**

(51) **LOC (9) Cl.** **24-01**

(52) **U.S. Cl.** **D24/186**

(58) **Field of Classification Search** D10/78,
D10/81; D24/169, 183–187, 216–234; 422/68.1,
422/63, 65, 99, 56, 58, 61, 67, 102, 104;
436/180, 43, 46, 50, 55; 600/309, 318, 322,
600/368, 583; 204/403.03, 406, 407
See application file for complete search history.

(56) **References Cited**

U.S. PATENT DOCUMENTS

D318,331 S *	7/1991	Phillips et al.	D24/186
D392,740 S *	3/1998	Yung et al.	D24/169
D406,895 S *	3/1999	Byrd et al.	D24/169
D411,621 S *	6/1999	Eisenbarth et al.	D24/169
D424,696 S *	5/2000	Ray et al.	D24/169
D471,983 S *	3/2003	Hippolyte et al.	D24/169

D473,310 S *	4/2003	Schlagheck et al.	D24/169
D493,536 S *	7/2004	Jaeck et al.	D24/169
D495,418 S *	8/2004	Rounds et al.	D24/169
D495,800 S *	9/2004	Kaar et al.	D24/169
D496,461 S *	9/2004	Neel et al.	D24/169
D499,805 S *	12/2004	D'Agostino	D10/81
D545,436 S *	6/2007	Padain	D24/169

* cited by examiner

Primary Examiner—Robert A. Delehanty

Assistant Examiner—Mark Cavanna

(74) *Attorney, Agent, or Firm*—Ostrolenk, Faber, Gerb & Soffen, LLP

(57) **CLAIM**

The ornamental design for a glucose meter, as shown.

DESCRIPTION

FIG. 1 is a top, front, side, perspective view of a glucose meter showing our new design;

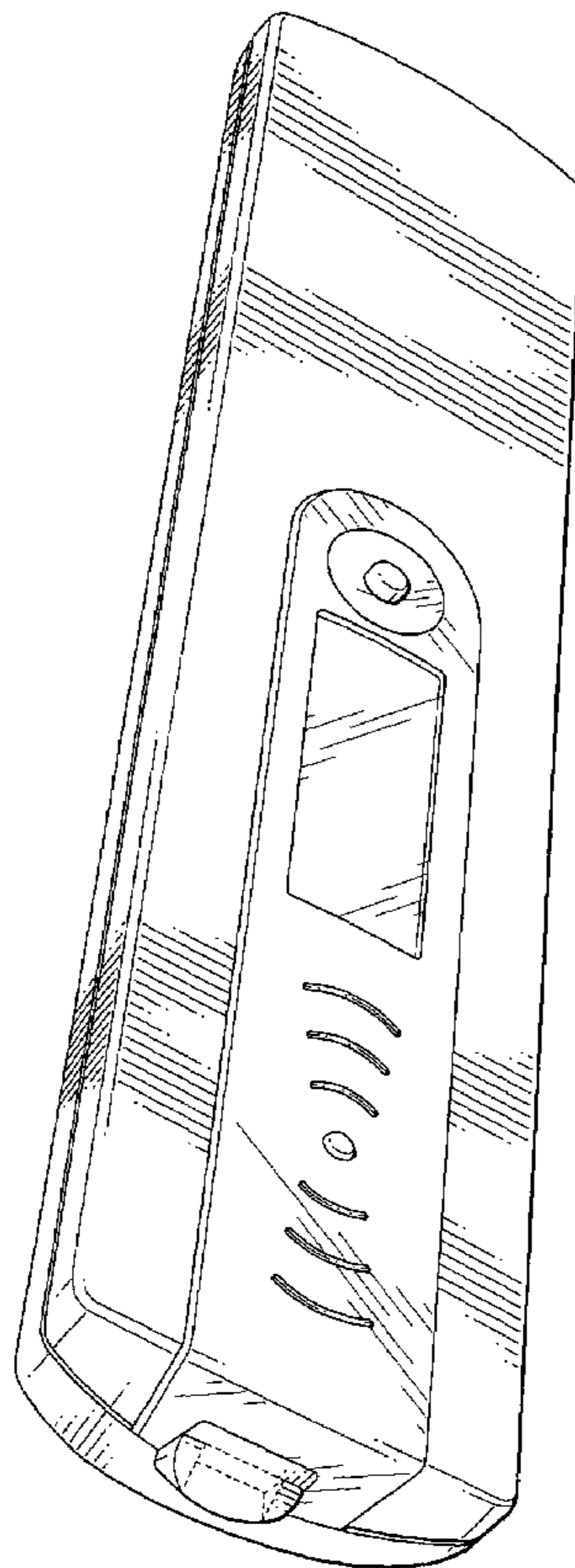
FIG. 2 is a top, rear, side perspective view thereof;

FIG. 3 is a bottom, front, side, perspective view thereof; and,

FIG. 4 is a bottom, rear, side, perspective view thereof.

The broken lines are included for the purpose of illustrating a portion of the glucose meter that forms no part of the claimed design.

1 Claim, 4 Drawing Sheets



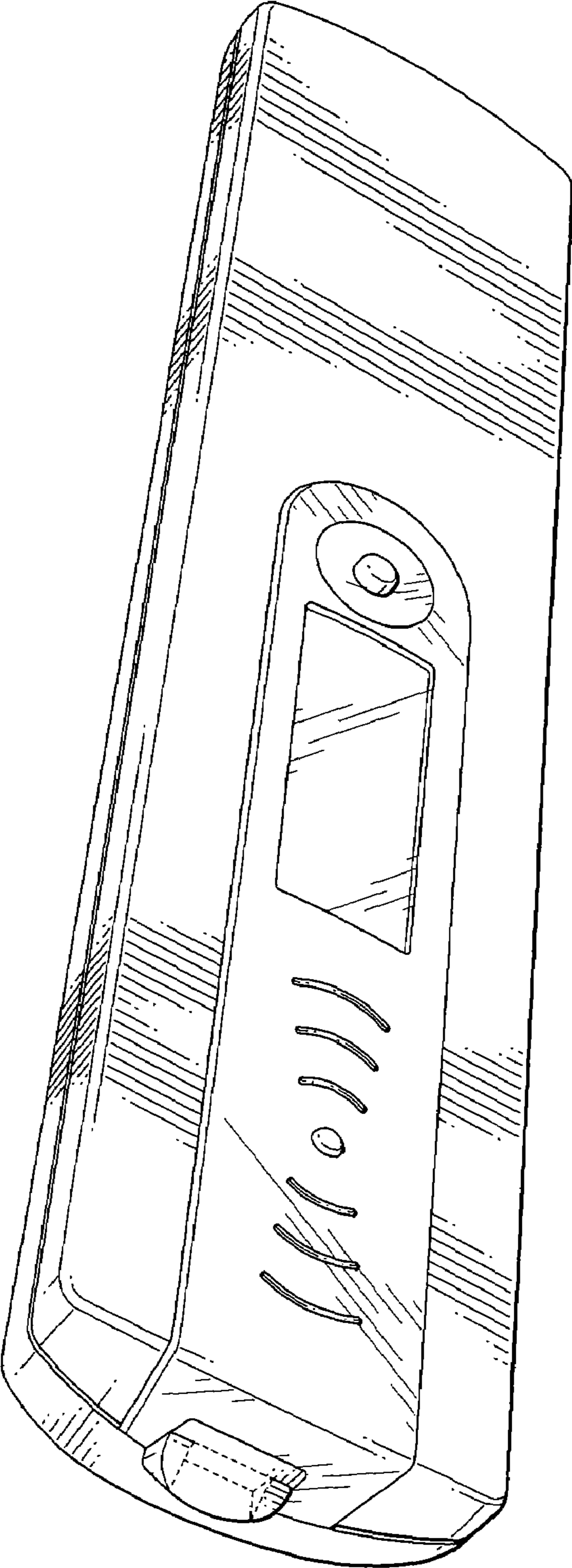


Fig. 1

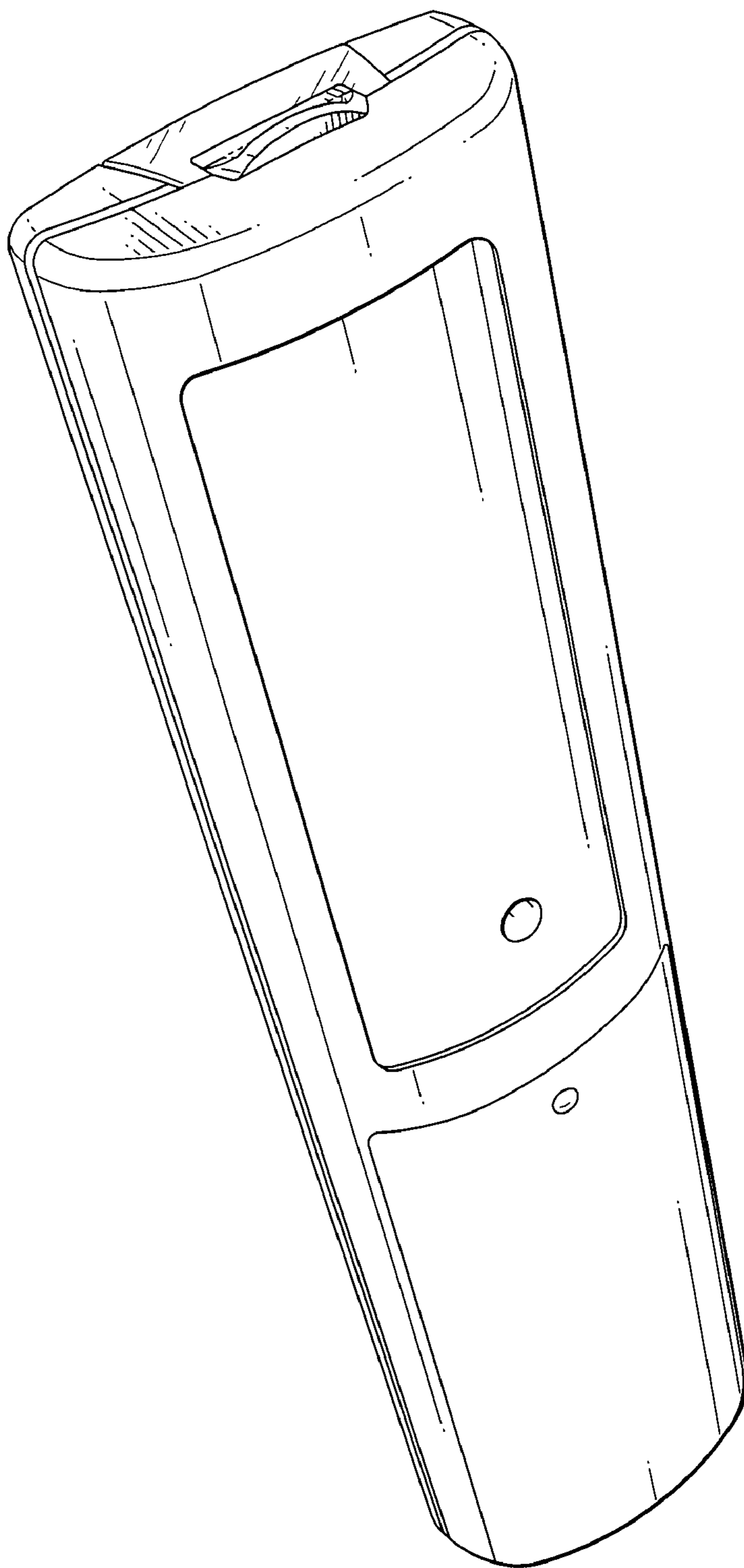


Fig. 2

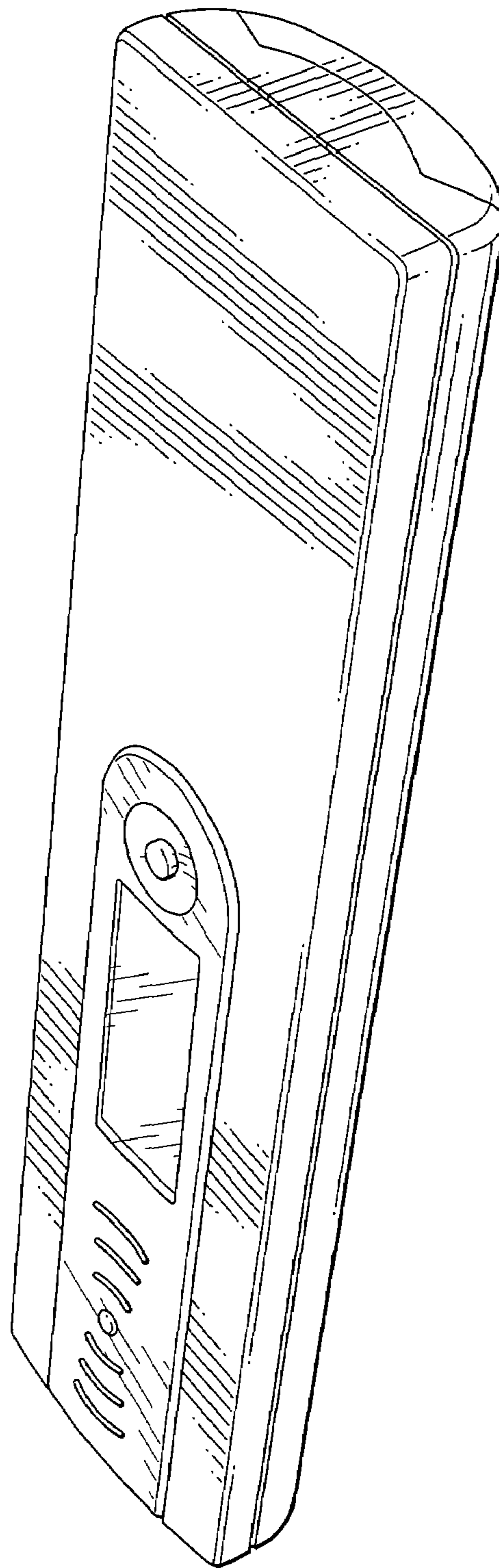


Fig. 3

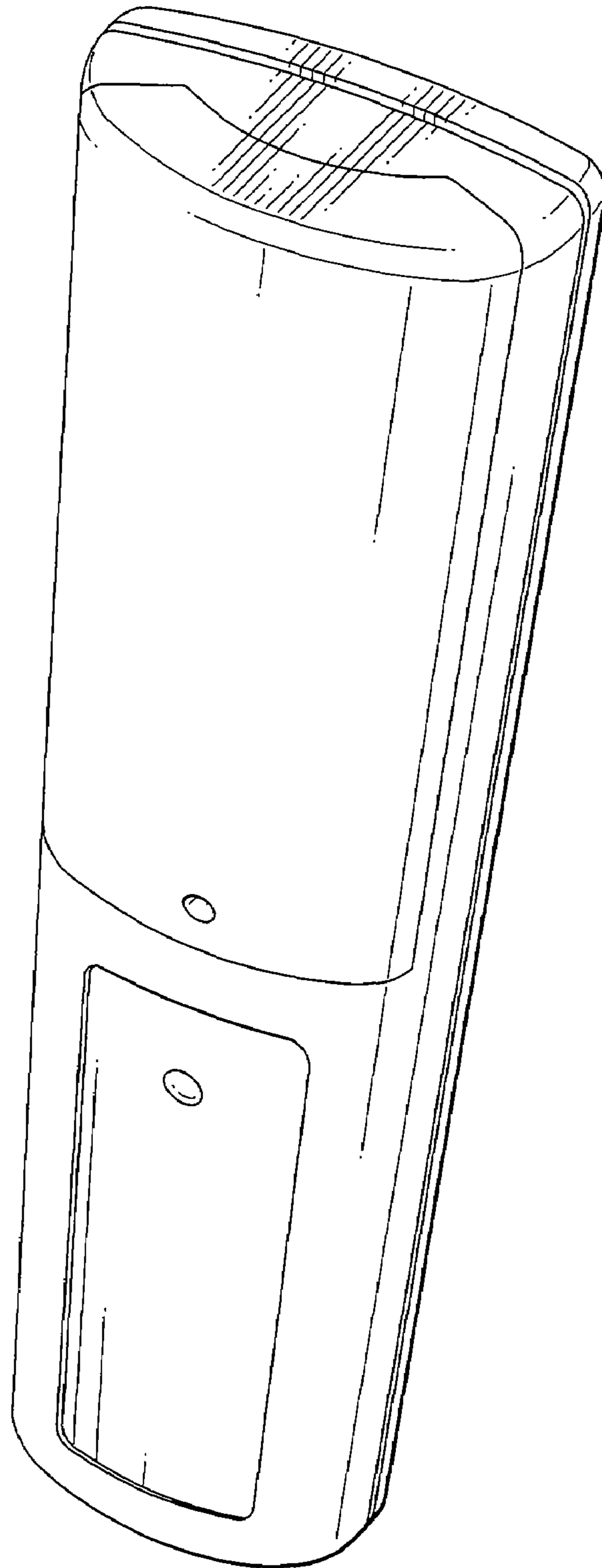


Fig. 4