



US00D590018S

(12) **United States Design Patent**  
**Nash et al.**

(10) **Patent No.:** **US D590,018 S**

(45) **Date of Patent:** **\*\* Apr. 7, 2009**

(54) **BULLETIN BOARD AND FRAME**

(75) Inventors: **James E. Nash**, Bloomington, MN (US);  
**Ivana Babic**, Milan (IT); **Peter J. Newbould**, Milan (IT)

(73) Assignee: **3M Innovative Properties Company**,  
St. Paul, MN (US)

(\*\*) Term: **14 Years**

(21) Appl. No.: **29/305,155**

(22) Filed: **Mar. 14, 2008**

(51) **LOC (9) Cl.** ..... **19-06**

(52) **U.S. Cl.** ..... **D19/52**

(58) **Field of Classification Search** ..... D6/300-314;  
D19/35, 52, 95, 99, 100; D20/10, 19, 40,  
D20/42; 40/358, 107, 109, 110, 116, 117,  
40/119, 611.01; 248/346.01, 504; 434/408,  
434/409, 415, 421, 422, 425

See application file for complete search history.

(56) **References Cited**

**U.S. PATENT DOCUMENTS**

1,810,305	A *	6/1931	Tracy et al.	434/414
2,158,368	A *	5/1939	Hurt	434/251
2,193,928	A *	3/1940	Johnson	40/603
2,402,717	A *	6/1946	Winer	428/83
2,734,466	A *	2/1956	Hammial et al.	52/468
3,284,273	A *	11/1966	Prentice	428/76
D229,641	S *	12/1973	Robertson	D20/42
D288,746	S *	3/1987	Allekotte	D6/300
D298,489	S *	11/1988	Sornborger	D6/300
D317,400	S *	6/1991	Loew	D8/382
D343,865	S *	2/1994	Pohl	D19/78
5,305,114	A *	4/1994	Egashira et al.	358/401

D396,065	S *	7/1998	Johnson et al.	D20/41
D410,250	S *	5/1999	Robertson, Jr.	D19/52
6,007,891	A *	12/1999	Davis et al.	428/81
D429,994	S *	8/2000	Ziegler	D8/353
D443,655	S *	6/2001	Chaikel et al.	D20/27
D463,493	S	9/2002	Beno	
D475,407	S	6/2003	Beno	
D480,428	S *	10/2003	Robertson, Jr.	D19/90
D496,068	S *	9/2004	Mandel	D19/36
D506,074	S *	6/2005	Chen et al.	D6/300
D507,302	S *	7/2005	Chen et al.	D19/52
D511,780	S *	11/2005	Korpai	D14/450
D562,040	S *	2/2008	Browne et al.	D6/509
D562,589	S *	2/2008	Mellon	D6/449
2005/0191611	A1 *	9/2005	Owen et al.	434/408
2006/0097989	A1 *	5/2006	Ho	345/173

\* cited by examiner

*Primary Examiner*—Elizabeth A Albert

(74) *Attorney, Agent, or Firm*—Robert H. Jordan

(57) **CLAIM**

The ornamental design for a bulletin board and frame, as shown and described.

**DESCRIPTION**

FIG. 1 is a perspective view showing the new design for a bulletin board and frame

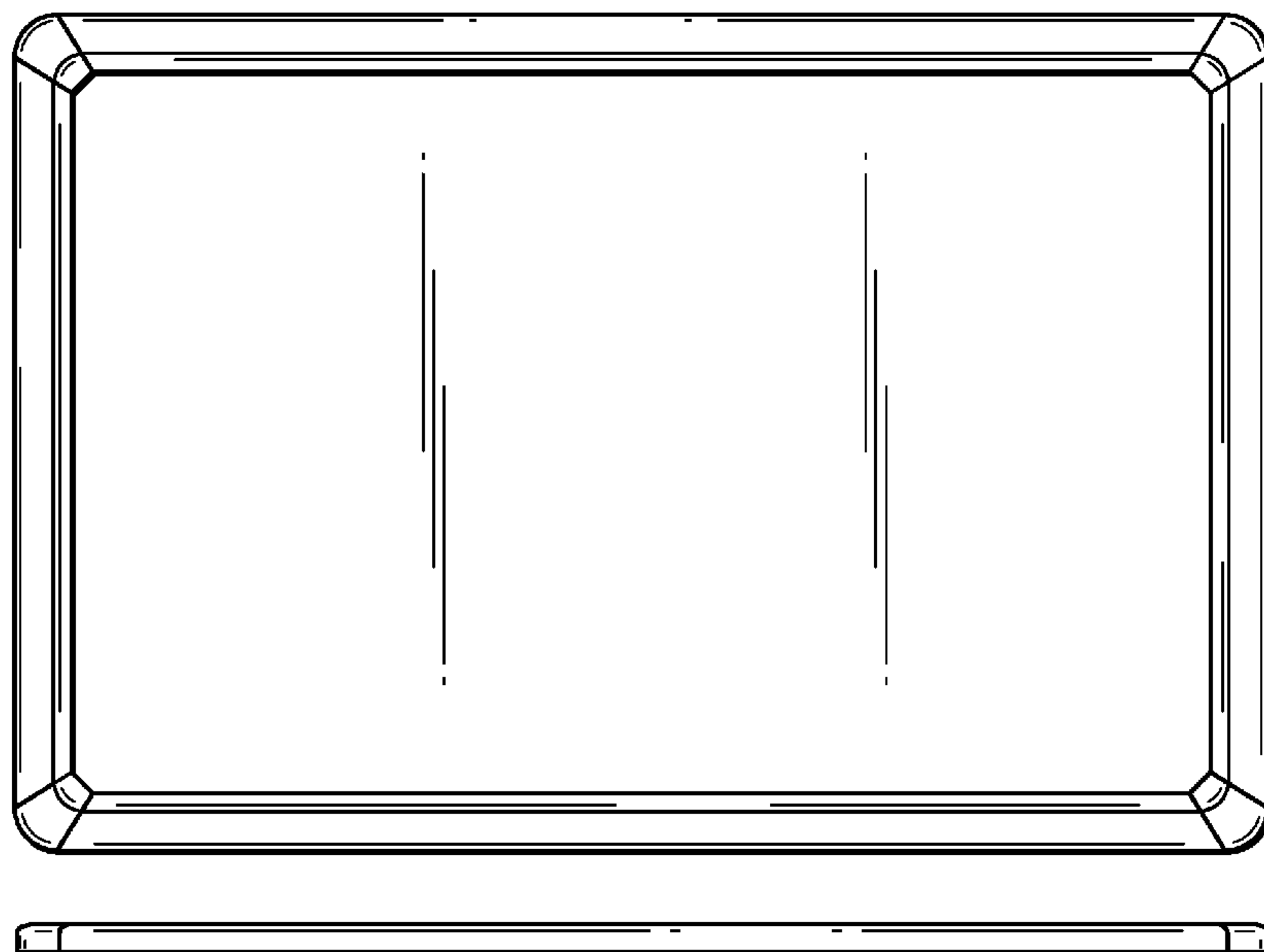
FIG. 2 is a front view thereof;

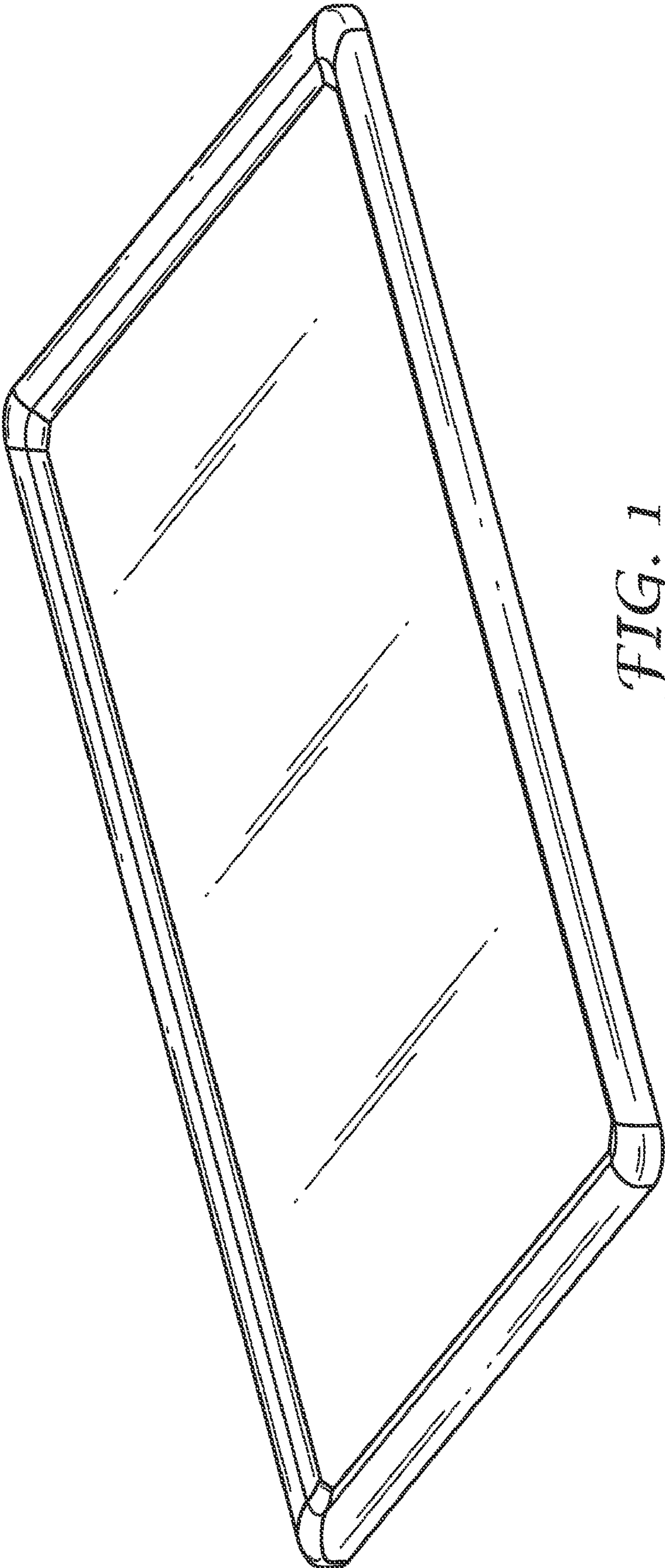
FIG. 3 is a bottom view thereof, the top view being a mirror image;

FIG. 4 is a back view thereof; and,

FIG. 5 is a left side view thereof, the right side view being a mirror image.

**1 Claim, 3 Drawing Sheets**





*FIG. 1*





FIG. 2



FIG. 3



*FIG. 4*



*FIG. 5*