



US00D590007S

(12) **United States Design Patent**
Lane et al.

(10) **Patent No.:** **US D590,007 S**
(45) **Date of Patent:** **** Apr. 7, 2009**

(54) **EYEWEAR**
(75) Inventors: **Henry Welling Lane**, San Luis Obispo, CA (US); **Eric Rhea**, San Louis Obispo, CA (US)
(73) Assignee: **Dioptics Medical Products, Inc.**, San Luis Obispo, CA (US)
(**) Term: **14 Years**

6,793,336 B2 9/2004 Min
D510,379 S 10/2005 Lane
D522,040 S 5/2006 Lane
7,083,276 B2 8/2006 Olney
D532,814 S 11/2006 Lane
D535,678 S 1/2007 Lane et al.
D544,019 S 6/2007 Lane
D546,367 S 7/2007 Lane
7,267,434 B2 9/2007 Lane et al.
D571,847 S * 6/2008 Campbell et al. D16/326
2006/0072065 A1 4/2006 Fernandez et al.

(21) Appl. No.: **29/310,217**

FOREIGN PATENT DOCUMENTS

(22) Filed: **Aug. 1, 2008**

WO WO 99/56942 11/1999

(51) **LOC (9) Cl.** **16-06**

(52) **U.S. Cl.** **D16/321**

(58) **Field of Classification Search** D16/101,
D16/300-342; D29/109-110; D24/110.2;
351/41, 44, 51-52, 62, 158, 92, 103-123,
351/140, 153; 2/426-432, 447-449, 441,
2/436, 434-437; D21/483, 659-661

OTHER PUBLICATIONS

U.S. Appl. No. 29/307,252, filed Apr. 9, 2008, Lane et al.

* cited by examiner

Primary Examiner—Raphael Barkai
(74) *Attorney, Agent, or Firm*—Westberg Law Offices

See application file for complete search history.

(57) **CLAIM**

The ornamental design for eyewear, as shown and described.

(56) **References Cited**

U.S. PATENT DOCUMENTS

D428,913 S 8/2000 Kopfer
D434,063 S 11/2000 Lane
6,233,342 B1 5/2001 Fernandez
D447,507 S 9/2001 Lane
D448,399 S 9/2001 Lane
D457,908 S 5/2002 Lane et al.
D458,953 S 6/2002 Lane
6,550,914 B1 4/2003 Kopfer
D481,410 S 10/2003 Lane
6,641,263 B2 11/2003 Olney
D487,477 S 3/2004 Lane
6,749,299 B1 6/2004 Hsu

DESCRIPTION

FIG. 1 is a perspective view of eyewear showing the new design;

FIG. 2 is a top view thereof;

FIG. 3 is a bottom view thereof;

FIG. 4 is a front elevation view thereof;

FIG. 5 is a rear elevation view thereof; and,

FIG. 6 is a right side elevation view thereof, the left side being a mirror image of the right side.

1 Claim, 5 Drawing Sheets

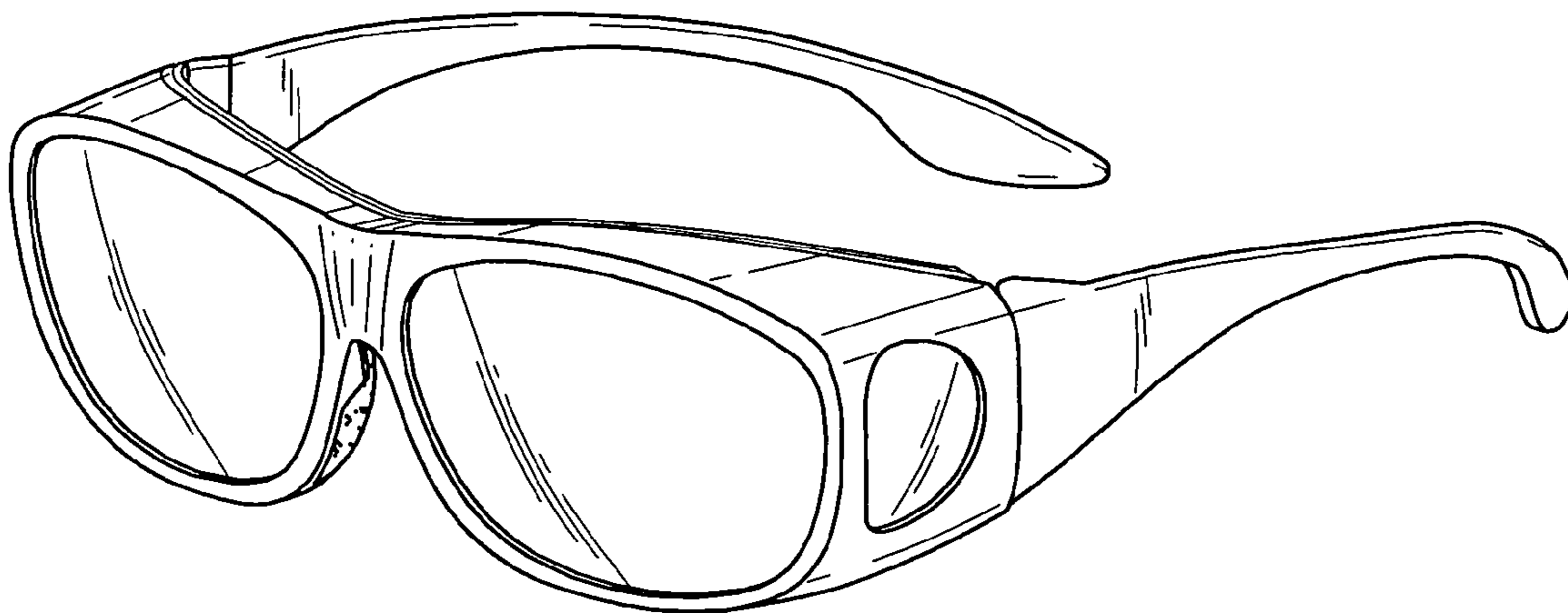


FIG. 1

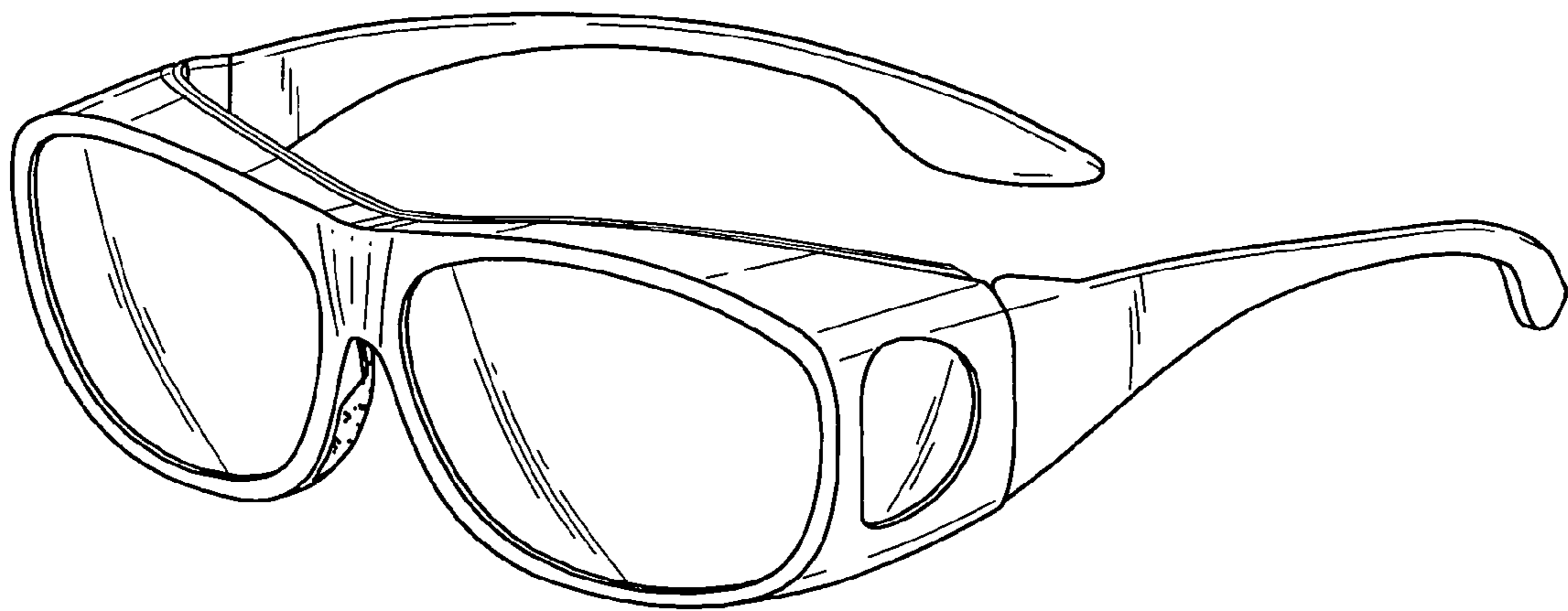


FIG. 2

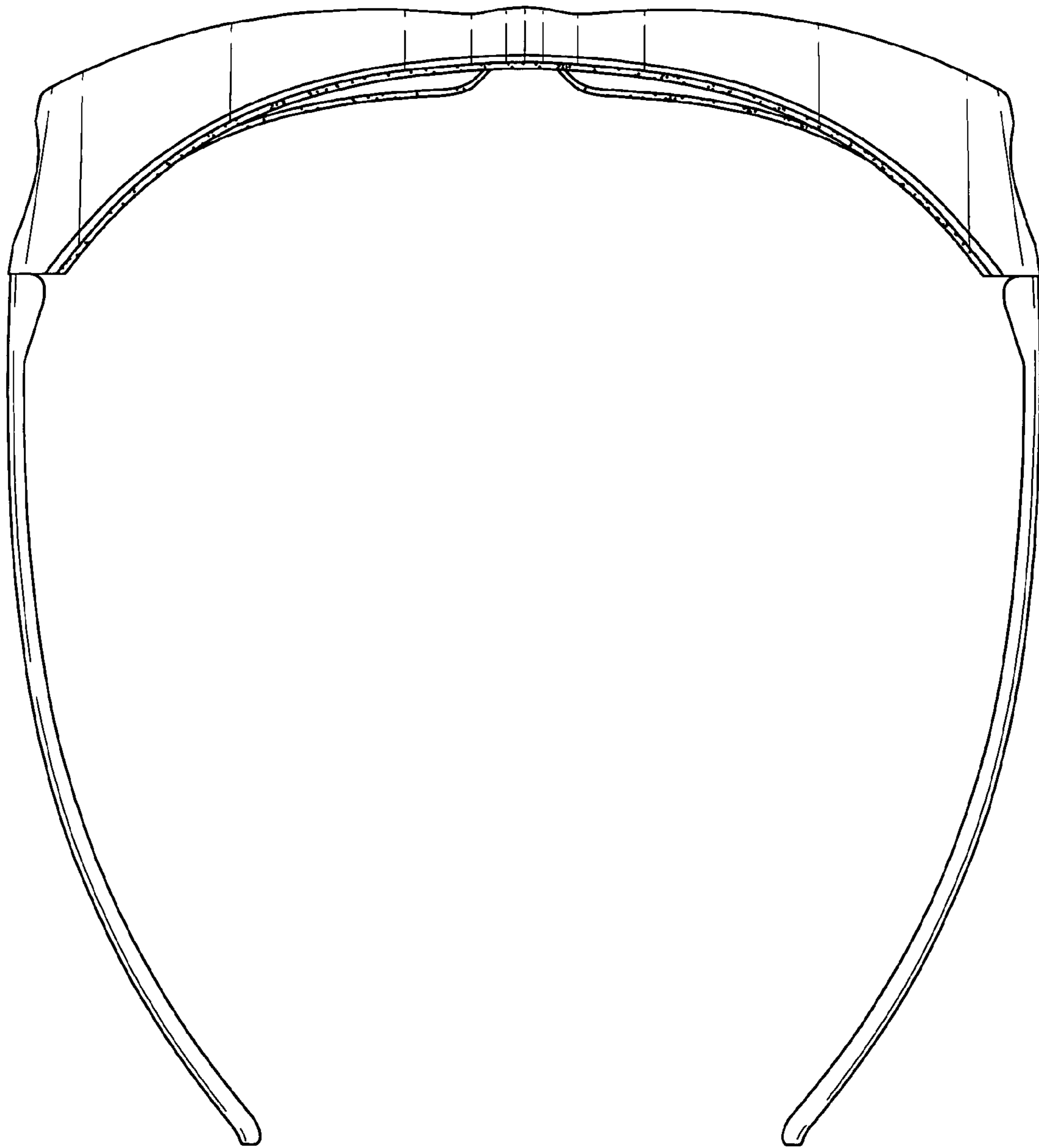


FIG. 3




FIG. 4




FIG. 5

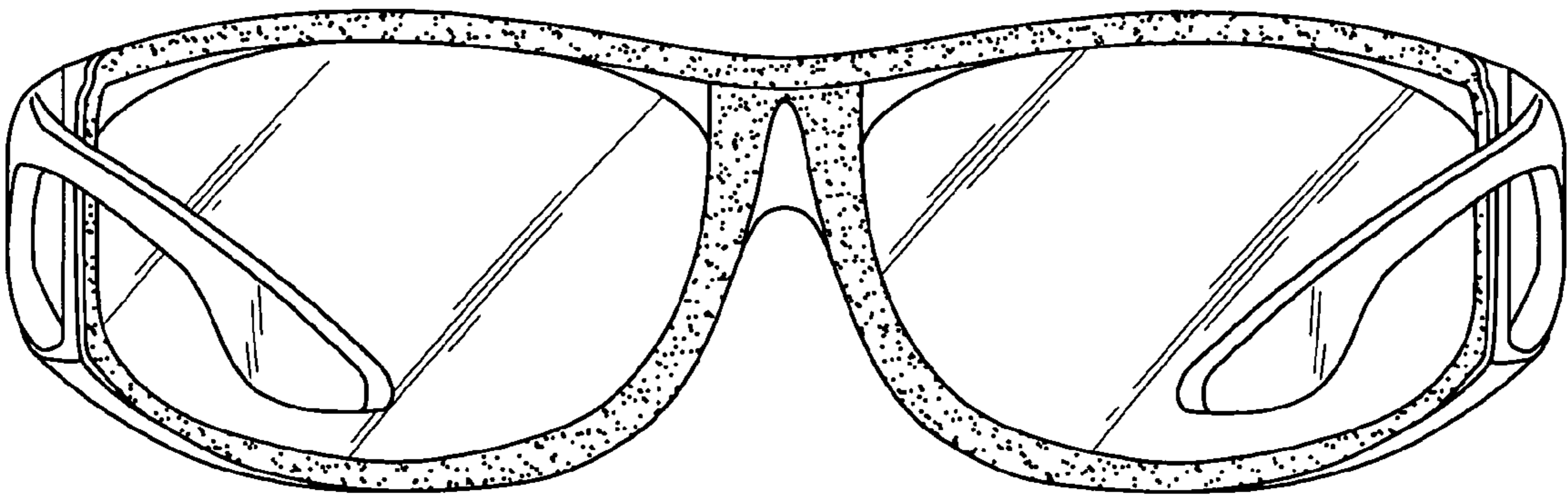


FIG. 6

