



US00D589984S

(12) **United States Design Patent**
Roesler

(10) **Patent No.:** **US D589,984 S**

(45) **Date of Patent:** **** Apr. 7, 2009**

(54) **VACUUM DE-AERATION PUMP**

(76) Inventor: **Peter Roesler**, Ifenweg 3, Wangen (DE)
D-88239

(**) Term: **14 Years**

(21) Appl. No.: **29/319,526**

(22) Filed: **Jun. 11, 2008**

(30) **Foreign Application Priority Data**

Dec. 13, 2007 (EP) 000842604

(51) **LOC (9) Cl.** **15-02**

(52) **U.S. Cl.** **D15/7**

(58) **Field of Classification Search** D15/7-9;
D23/231, 232, 225; 417/410.1, 359, 415-416,
417/234, 321, 265, 405

See application file for complete search history.

(56) **References Cited**

U.S. PATENT DOCUMENTS

- D345,420 S * 3/1994 Stewart, Sr. D24/143
- D472,558 S * 4/2003 MacPherson et al. D15/7
- D510,939 S * 10/2005 Nikolayev et al. D15/9
- D520,521 S * 5/2006 Angeletta D15/7
- D550,717 S * 9/2007 Saunders et al. D15/7
- D556,215 S * 11/2007 Saunders et al. D15/7
- D556,216 S * 11/2007 Saunders et al. D15/7

- D556,217 S * 11/2007 Saunders et al. D15/7
- D556,781 S * 12/2007 Saunders et al. D15/7
- D557,286 S * 12/2007 Pedrollo D15/7
- D559,866 S * 1/2008 Saunders et al. D15/7
- D583,389 S * 12/2008 Bilger D15/7

* cited by examiner

Primary Examiner—R. Seifert

(74) *Attorney, Agent, or Firm*—Frederick L. Tolhurst, Esq.;
Cohen & Grigsby, P.C.

(57) **CLAIM**

The ornamental design for a vacuum de-aeration pump, as shown and described.

DESCRIPTION

FIG. 1 is a perspective top view of the vacuum de-aeration pump.

FIG. 2 is a perspective bottom view of the vacuum de-aeration pump.

FIG. 3 is a side elevation of the vacuum de-aeration pump.

FIG. 4 is a side elevation of the vacuum de-aeration pump.


FIG. 5 is a front elevation of the vacuum de-aeration pump.

FIG. 6 is rear elevation of the vacuum de-aeration pump.

FIG. 7 is top view of the vacuum de-aeration pump; and,

FIG. 8 is a bottom view of the vacuum de-aeration pump.

1 Claim, 4 Drawing Sheets






FIG. 1

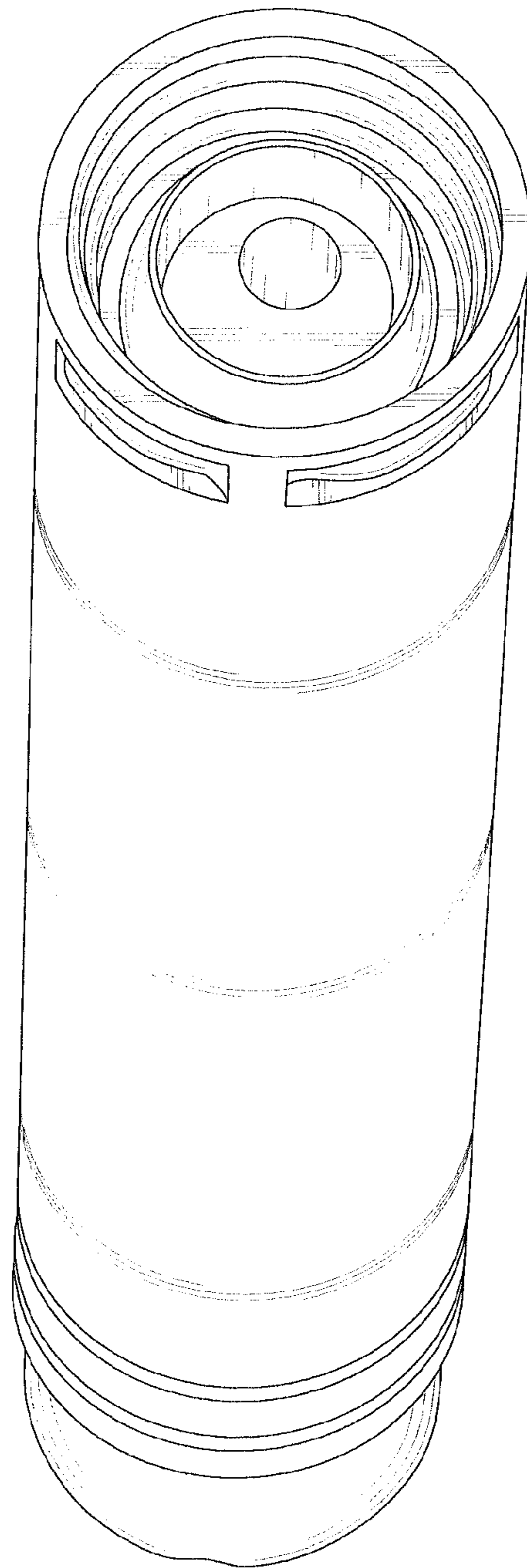


FIG. 2




FIG. 3




FIG. 4




FIG. 5




FIG. 6

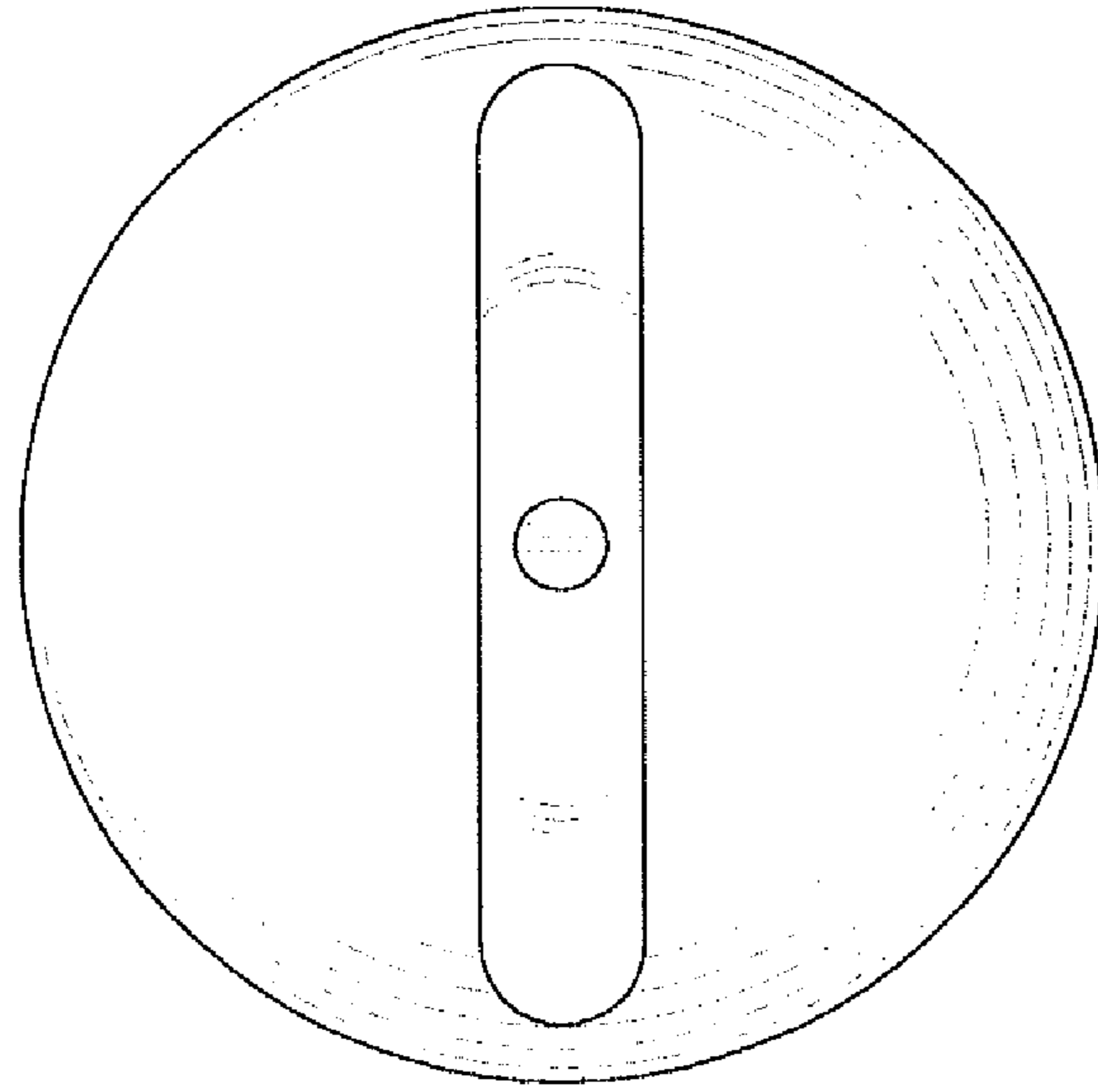


FIG. 7

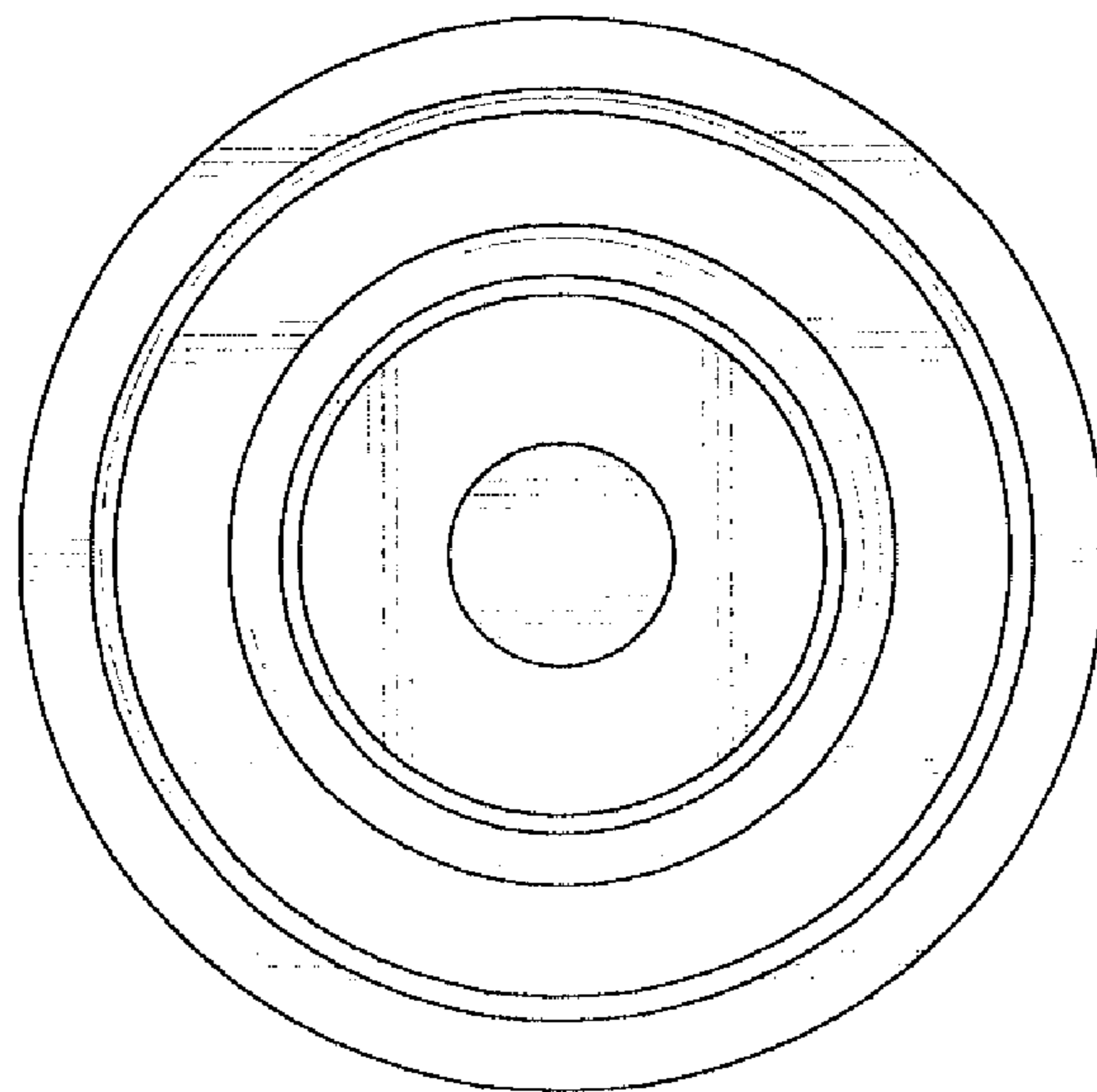


FIG. 8