



US00D589976S

(12) **United States Design Patent**
Hosokawa et al.

(10) **Patent No.:** **US D589,976 S**
(45) **Date of Patent:** **** Apr. 7, 2009**

(54) **COMPUTER GENERATED IMAGE FOR A DISPLAY PANEL OR SCREEN**

(75) Inventors: **Hiroyuki Hosokawa**, Hokkaido (JP);
Ryoji Sakai, Tokyo (JP); **Yoshikazu Ishikawa**, Hokkaido (JP); **Masashi Okuyama**, Kumamoto (JP)

(73) Assignee: **Tokyo Electron Limited**, Tokyo (JP)

(**) Term: **14 Years**

(21) Appl. No.: **29/270,384**

(22) Filed: **Dec. 22, 2006**

(30) **Foreign Application Priority Data**

Jun. 22, 2006 (JP) D2006-016221

(51) **LOC (9) Cl.** **32-00**

(52) **U.S. Cl.** **D14/489**

(58) **Field of Classification Search** D14/485,
D14/486, 487, 488, 489, 490, 491, 492, 493,
D14/494, 495; 715/212, 215, 216, 217, 221,
715/224, 227, 228, 235, 240, 243, 272, 275,
715/700, 703, 706, 716, 719, 727, 728, 730,
715/739, 757, 759, 762, 763, 764, 768, 775,
715/776, 780, 783, 792, 793, 799, 800, 808,
715/809, 810, 811, 812, 813, 817, 821, 822,
715/823, 825, 828, 829, 834, 835, 836, 837,
715/838, 839, 840, 841, 843, 845, 848, 849,
715/850, 851, 852; 715/861, 864, 867, 962,
715/963, 976, 977, 978; 345/589, 593, 594,
345/601

See application file for complete search history.

(56) **References Cited**

U.S. PATENT DOCUMENTS

D437,858 S * 2/2001 Yasui et al. D14/486
D454,139 S * 3/2002 Feldcamp D14/486
D501,484 S * 2/2005 Platz et al. D14/489

6,993,404 B2 * 1/2006 Lev-Ami et al. 700/109
7,013,260 B2 * 3/2006 Asada 704/8
D527,011 S * 8/2006 Bixler D14/486
D548,242 S * 8/2007 Vieggers D14/487
D562,336 S * 2/2008 Salunkhe D14/487
D562,337 S * 2/2008 Keohane D14/487
D563,983 S * 3/2008 Hosokawa et al. D14/489
D563,987 S * 3/2008 Hosokawa et al. D14/492
D563,988 S * 3/2008 Hosokawa et al. D14/492
D563,989 S * 3/2008 Hosokawa et al. D14/492
2008/0092038 A1 * 4/2008 Audet 715/243

* cited by examiner

Primary Examiner—Jennifer Rivard

Assistant Examiner—Angela J Lee

(74) *Attorney, Agent, or Firm*—Rader, Fishman & Grauer, PLLC

(57) **CLAIM**

The ornamental design for a computer generated image for a display panel or screen, as shown and described.

DESCRIPTION

FIG. 1 is a front view of a computer generated image for a display panel or screen showing our new design;

FIG. 2 is another front view of a computer generated image for a display panel or screen showing our new design;

FIG. 3 is a front view of the computer generated image for a display panel or screen shown in FIG. 1, wherein broken lines in the display panel or screen are omitted for ease of illustration; and,

FIG. 4 is a front view of the computer generated image for a display panel or screen shown in FIG. 2, wherein broken lines in the display panel or screen are omitted for ease of illustration.

The broken line showing of a display panel or screen is included for the purpose of illustrating environmental structure and forms no part of the claimed design.

1 Claim, 4 Drawing Sheets

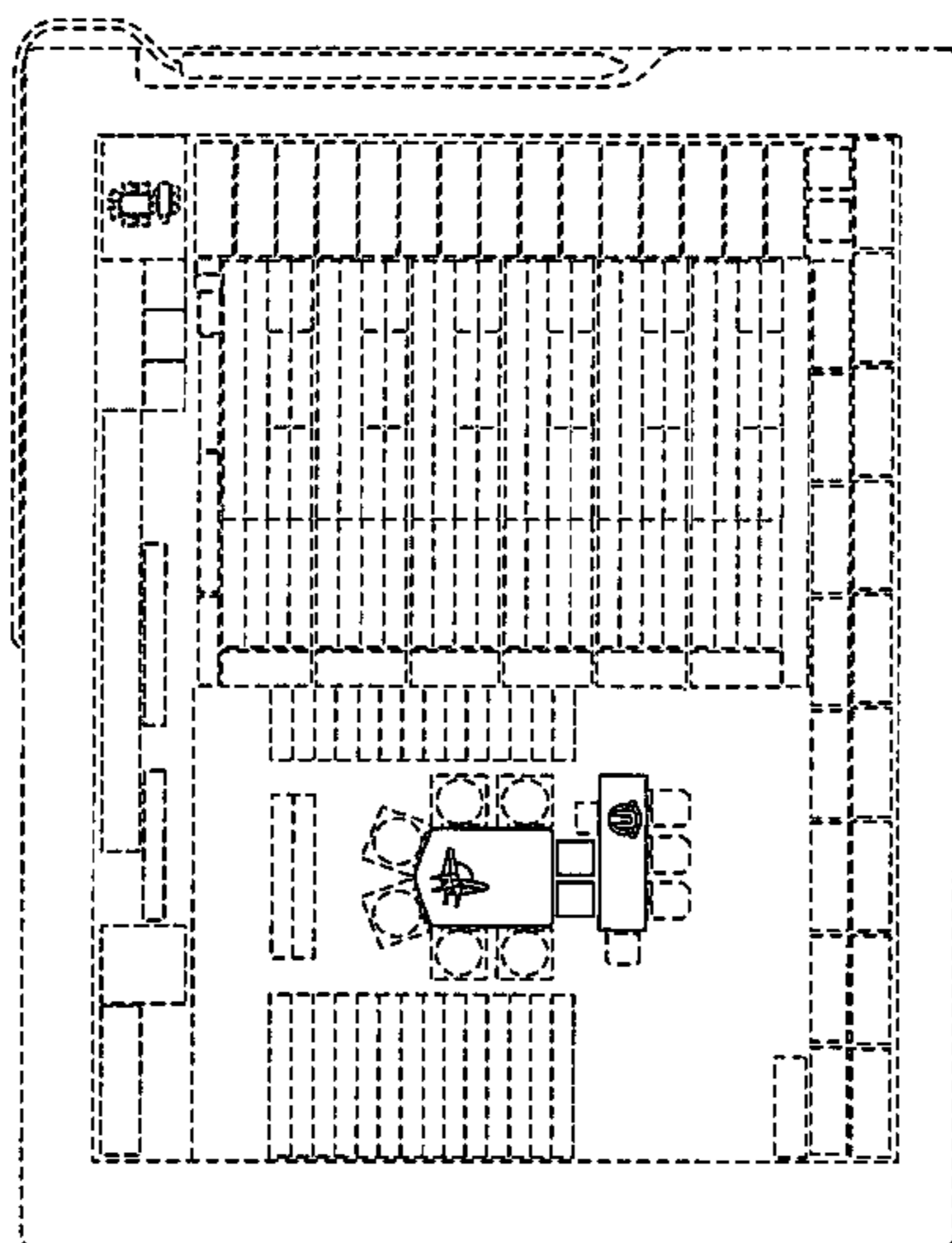


FIG. 1

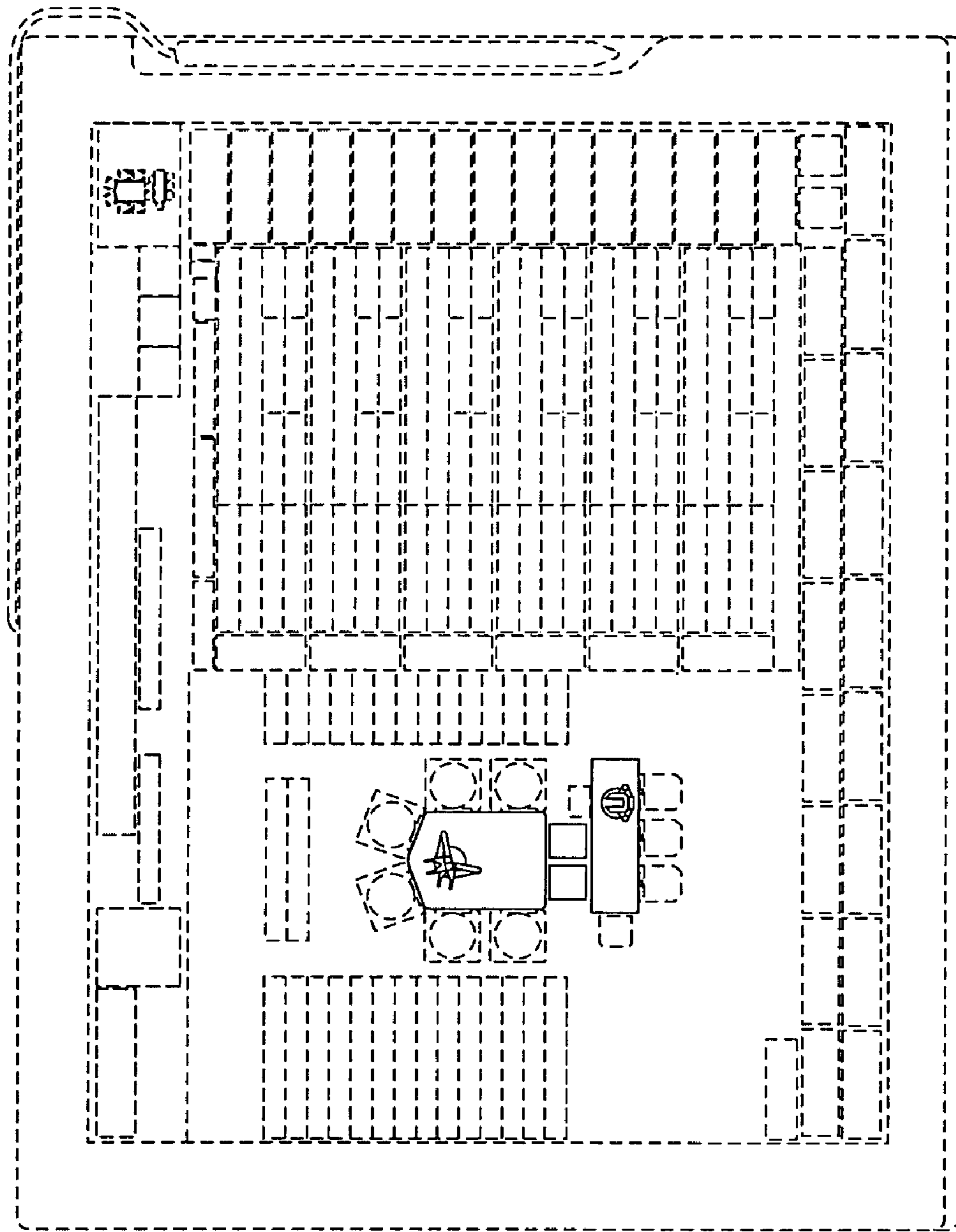
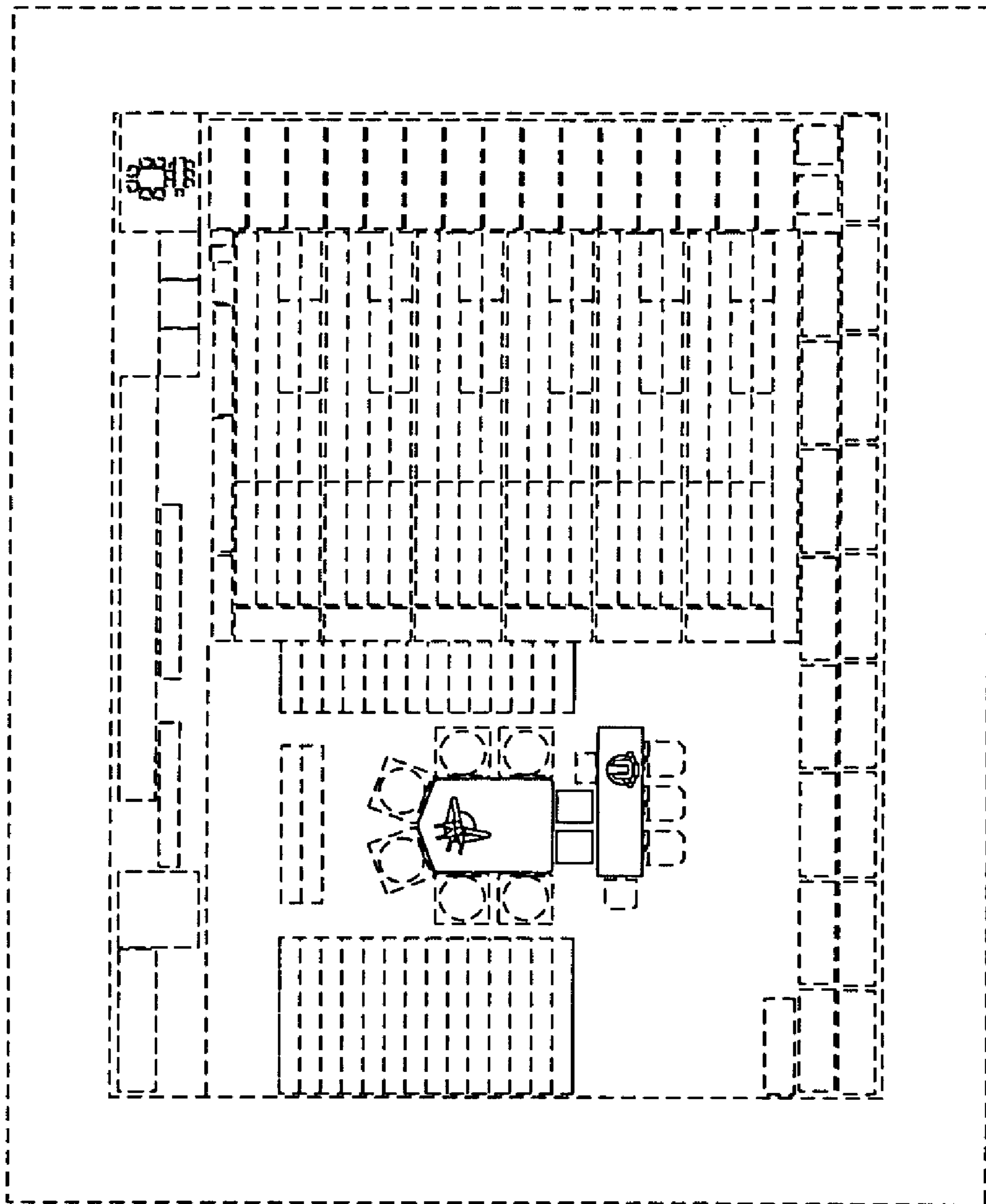


FIG. 2



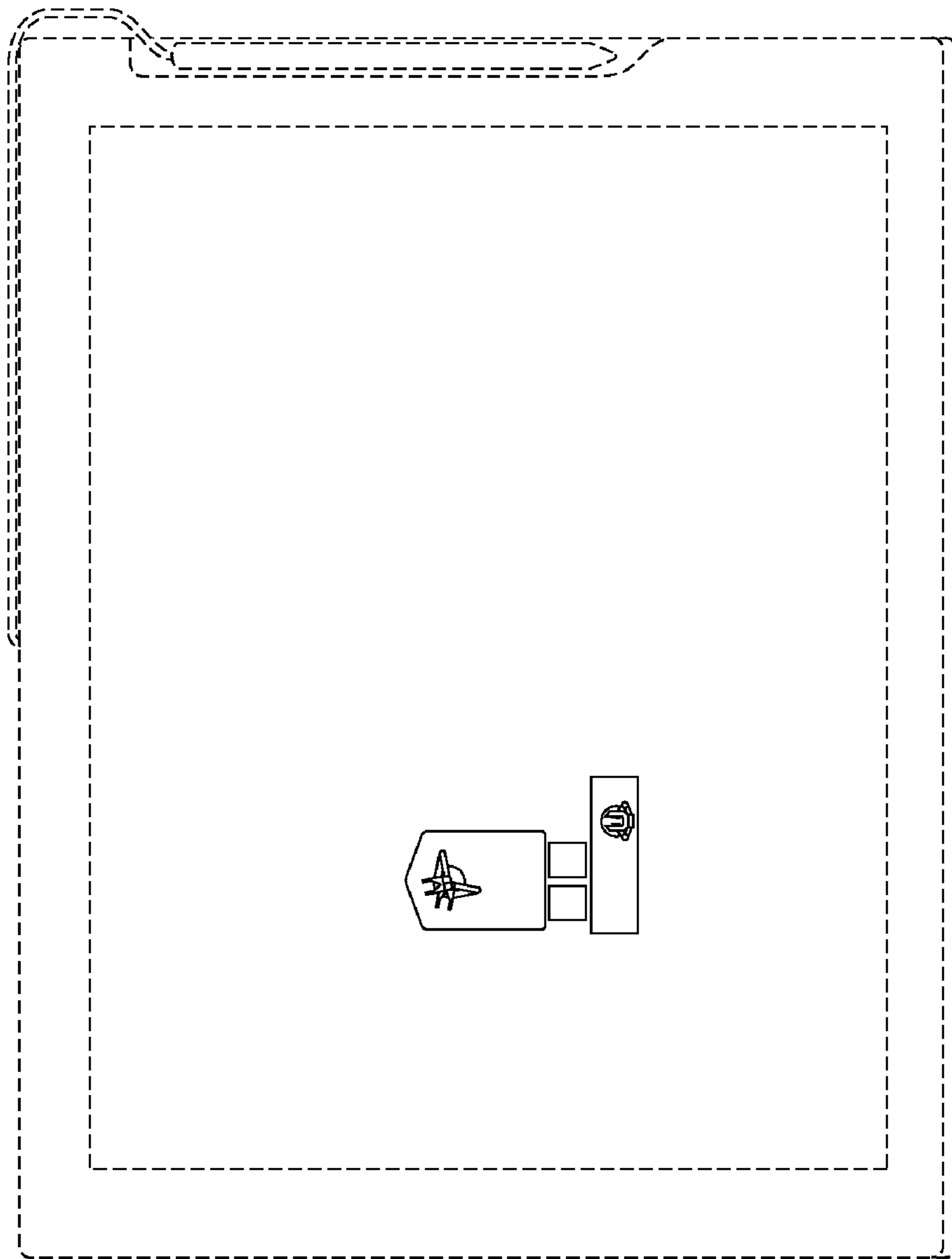


FIG. 3

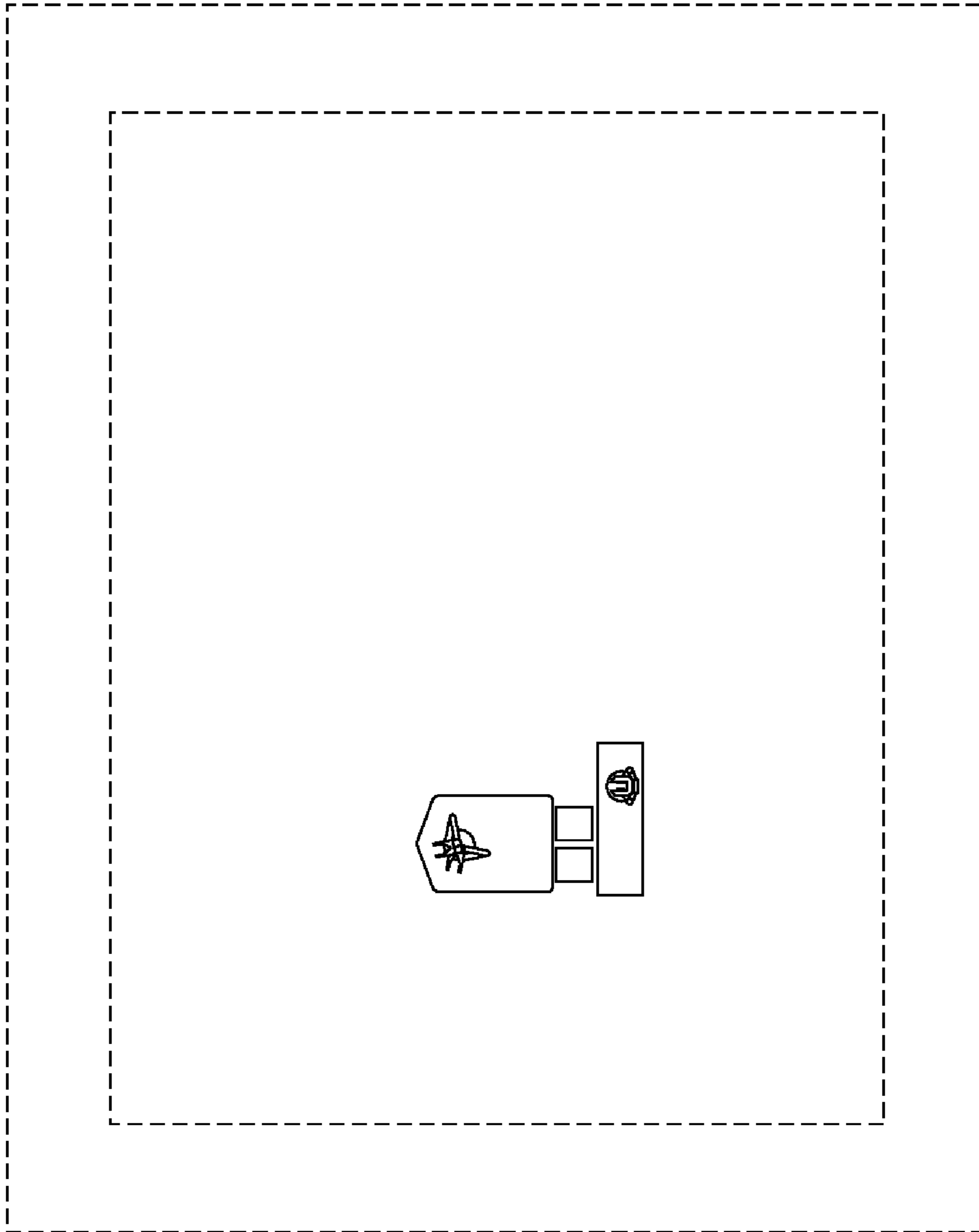


FIG. 4