



US00D589973S

(12) **United States Design Patent**
Okada

(10) **Patent No.:** **US D589,973 S**
(45) **Date of Patent:** **** Apr. 7, 2009**

(54) **TRANSITIONAL IMAGE FOR A PORTION OF A DISPLAY SCREEN OF A DIGITAL CAMERA**

(75) Inventor: **Keiji Okada**, Hachioji (JP)

(73) Assignee: **Olympus Imaging Corp.**, Tokyo (JP)

(**) Term: **14 Years**

(21) Appl. No.: **29/292,610**

(22) Filed: **Oct. 18, 2007**

(30) **Foreign Application Priority Data**

Sep. 20, 2007 (JP) 2007-025428

(51) **LOC (9) Cl.** **32-00**

(52) **U.S. Cl.** **D14/488**

(58) **Field of Classification Search** D14/485-495;
715/700-705, 716, 727, 730, 748, 750, 751,
715/760-762, 775-781, 786, 787, 808-810,
715/832-846, 863-867, 973-977

See application file for complete search history.

(56) **References Cited**

U.S. PATENT DOCUMENTS

D390,839	S *	2/1998	Yamamoto et al.	D14/494
D392,267	S *	3/1998	Mason et al.	D14/491
D392,268	S *	3/1998	Mason et al.	D14/491
6,275,805	B1 *	8/2001	Fado et al.	704/270
6,791,581	B2 *	9/2004	Novak et al.	715/744
D507,798	S *	7/2005	Jewitt et al.	D14/486
7,017,124	B2 *	3/2006	Jaeger	715/863
7,027,032	B2 *	4/2006	Rosenberg et al.	345/156
D522,016	S *	5/2006	Sands	D14/488
7,073,130	B2 *	7/2006	Novak et al.	715/744

7,085,994	B2 *	8/2006	Gvily	715/234
7,111,239	B2 *	9/2006	Morris-Yates	715/709
7,213,051	B2 *	5/2007	Zhu et al.	709/205
7,240,300	B2 *	7/2007	Jaeger	715/863
7,302,644	B2 *	11/2007	Holtz et al.	715/720
D559,854	S *	1/2008	Kaminaga	D14/486
7,376,469	B2 *	5/2008	Eischeid et al.	715/833
D572,718	S *	7/2008	Kaminaga	D14/486

* cited by examiner

Primary Examiner—Cathron C Brooks

Assistant Examiner—Deanna Fluegeman

(74) *Attorney, Agent, or Firm*—Frishauf, Holtz, Goodman & Chick, P.C.

(57) **CLAIM**

The ornamental design for a transitional image for a portion of a display screen of a digital camera, as shown and described.

DESCRIPTION

FIG. 1 is a front view of a transitional image for a portion of a display screen of a digital camera, showing my new design;



FIG. 2 is a front view of a second image thereof;

FIG. 3 is a front view of a third image thereof; and,

FIG. 4 is a front view of a fourth image thereof.

The appearance of the transitional image sequentially transitions between images shown in FIGS. 1-4. The process or period in which one image changes into another forms no part of the claimed design. The broken line showing of a portion of a display screen and of a camera in all views is for illustrative purposes only and forms no part of the claimed design.

1 Claim, 2 Drawing Sheets



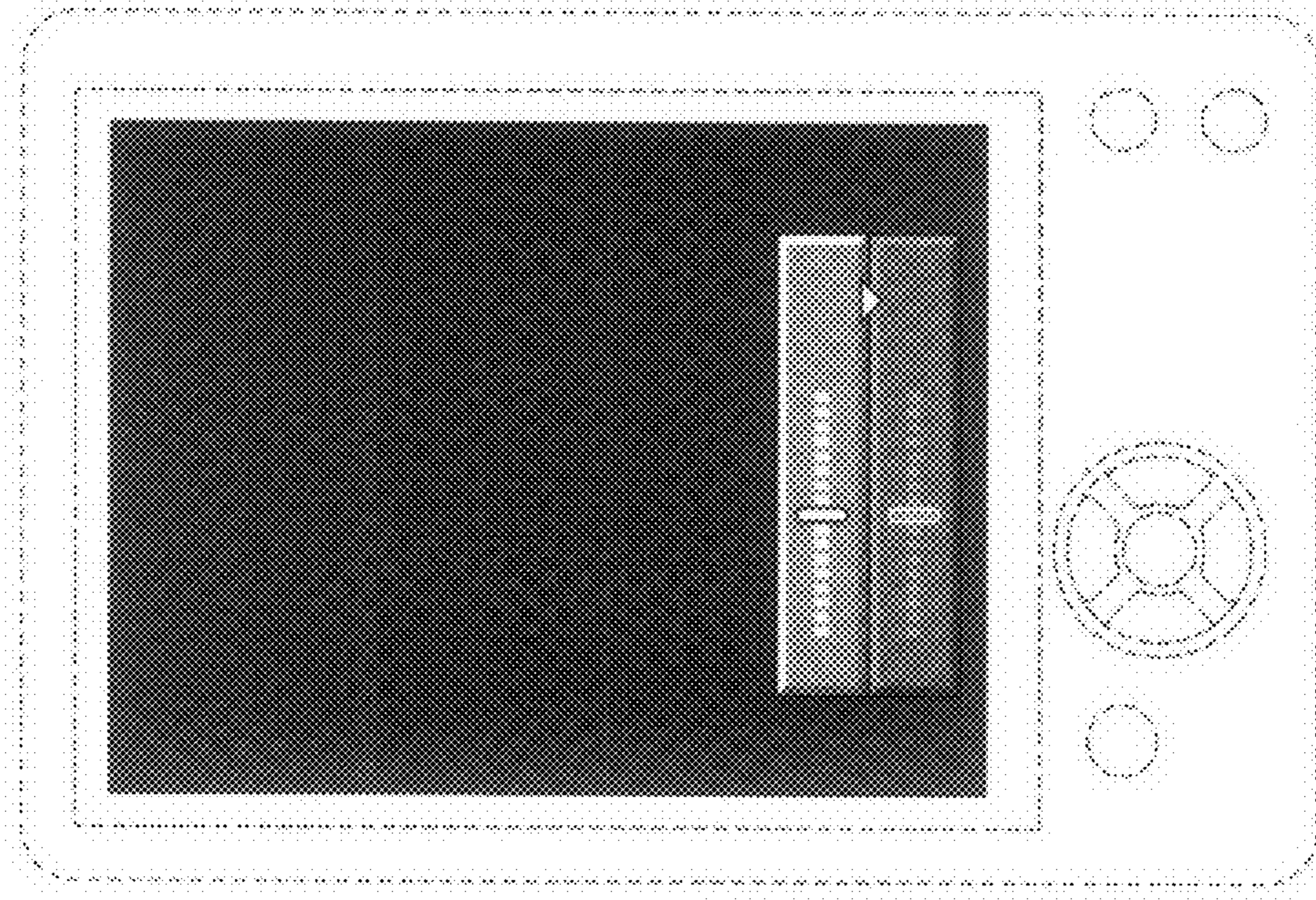


FIG. 1




FIG. 2

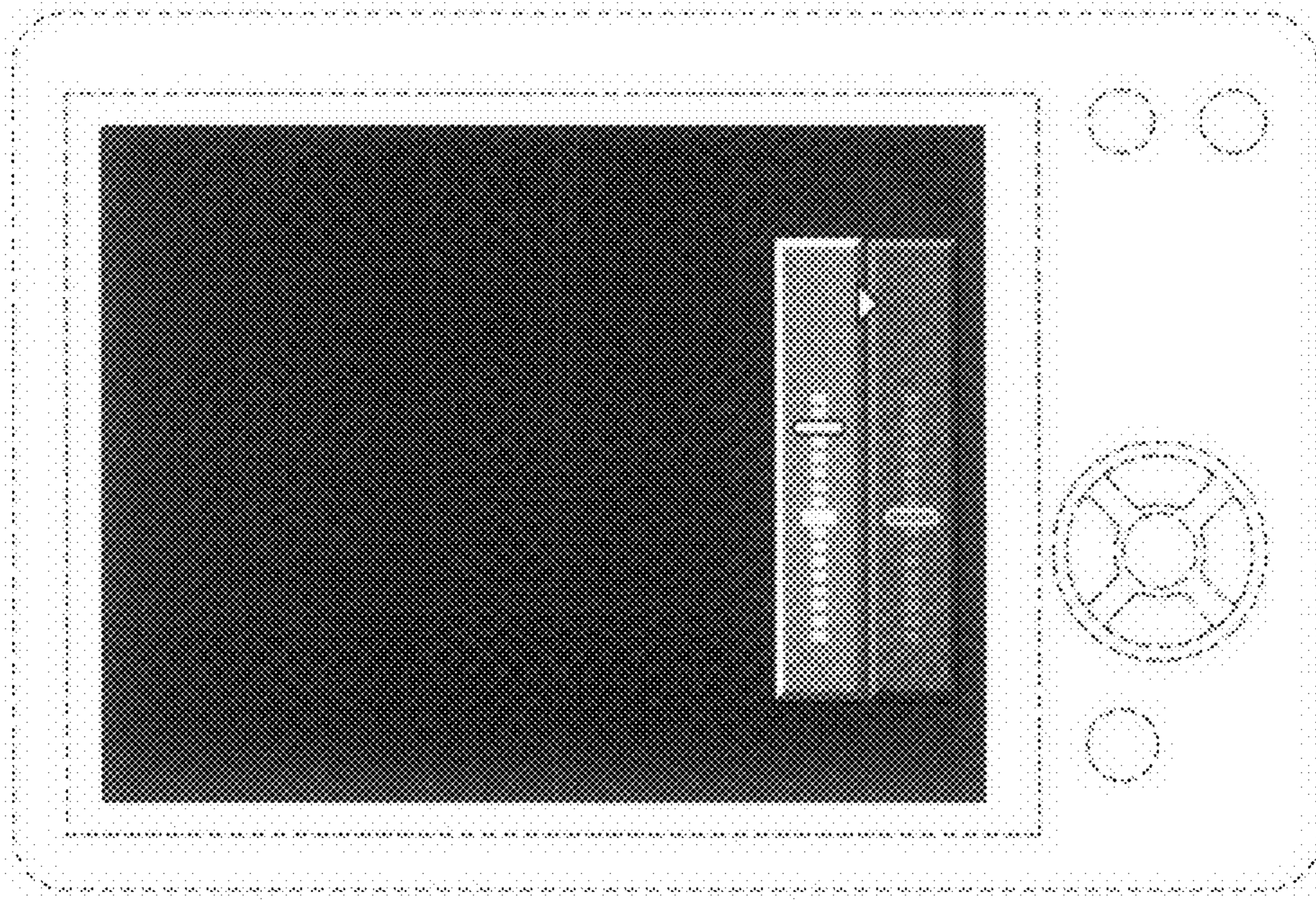


FIG. 3




FIG. 4