



US00D589953S

(12) **United States Design Patent**
Turner

(10) **Patent No.:** **US D589,953 S**
(45) **Date of Patent:** **** Apr. 7, 2009**

(54) **FRAME FOR A HANDSET**

(75) Inventor: **Sally Turner**, London (GB)

(73) Assignee: **Nokia Corporation**, Espoo (FI)

(**) Term: **14 Years**

(21) Appl. No.: **29/306,107**

(22) Filed: **Apr. 2, 2008**

(51) **LOC (9) Cl.** **14-03**

(52) **U.S. Cl.** **D14/248**

(58) **Field of Classification Search** .. D14/137-138 AA,
D14/138 R, 147-148, 156, 218, 247-248,
D14/341-347, 390, 399, 455-456, 172, 188,
D14/191, 192, 194, 207, 209.1, 214, 219,
D14/225; D16/208; D21/329, 331, 333,
D21/517; 348/14.01-14.02; 361/814; 379/433.01-433.13;
455/90.3, 556.1-556.2, 566, 575.1, 575.3,
455/575.4; D13/164, 168, 108; 439/165;
343/702; 345/167, 168, 169

See application file for complete search history.

(56) **References Cited**

U.S. PATENT DOCUMENTS

- 5,265,264 A * 11/1993 Dzung et al. 455/90.2
- D342,067 S * 12/1993 Kawamura et al. ... D14/138 AA
- D376,142 S * 12/1996 Matsumoto D14/138 AA
- D389,828 S * 1/1998 Kutsuzawa D14/138 AA
- D391,253 S * 2/1998 Meyer D14/138 AA
- D434,016 S * 11/2000 Hunt D14/138 AA
- D526,993 S * 8/2006 Richards et al. D14/188
- D548,717 S * 8/2007 Davis D14/138 AA
- D558,667 S * 1/2008 Park et al. D13/108
- D562,314 S * 2/2008 Han et al. D14/248
- D582,373 S * 12/2008 Cao et al. D14/138 R

D584,262 S * 1/2009 Hu et al. D14/138 AA

OTHER PUBLICATIONS

Sagem my215x, announced Jan. 2007, <URL:http://www.gsmarena.com/sagem_my215x-pictures-1832.php>, retrieved from internet Jan. 20, 2009 3:35:34 PM.*

Nokia Model # N73, Nokia Corporation, 2 color sheets of photographs, disclosed on or about Apr. 2006.

Nokia Model # 6290, Nokia Corporation, 1 color sheet of photographs, disclosed on or about Nov. 2006.

Nokia Model # 6300, Nokia Corporation, 1 color sheet of photographs, disclosed on or about Nov. 2006.

* cited by examiner

Primary Examiner—Ian Simmons

Assistant Examiner—Carla Jobe Wright

(74) *Attorney, Agent, or Firm*—Banner & Witcoff, Ltd.

(57) **CLAIM**

The ornamental design for a frame for a handset, as shown and described.

DESCRIPTION

FIG. 1 is a front perspective view of a frame for a handset showing my new design;

FIG. 2 is a front view thereof;

FIG. 3 is a rear view thereof;

FIG. 4 is a right side view thereof;

FIG. 5 is a left side view thereof;

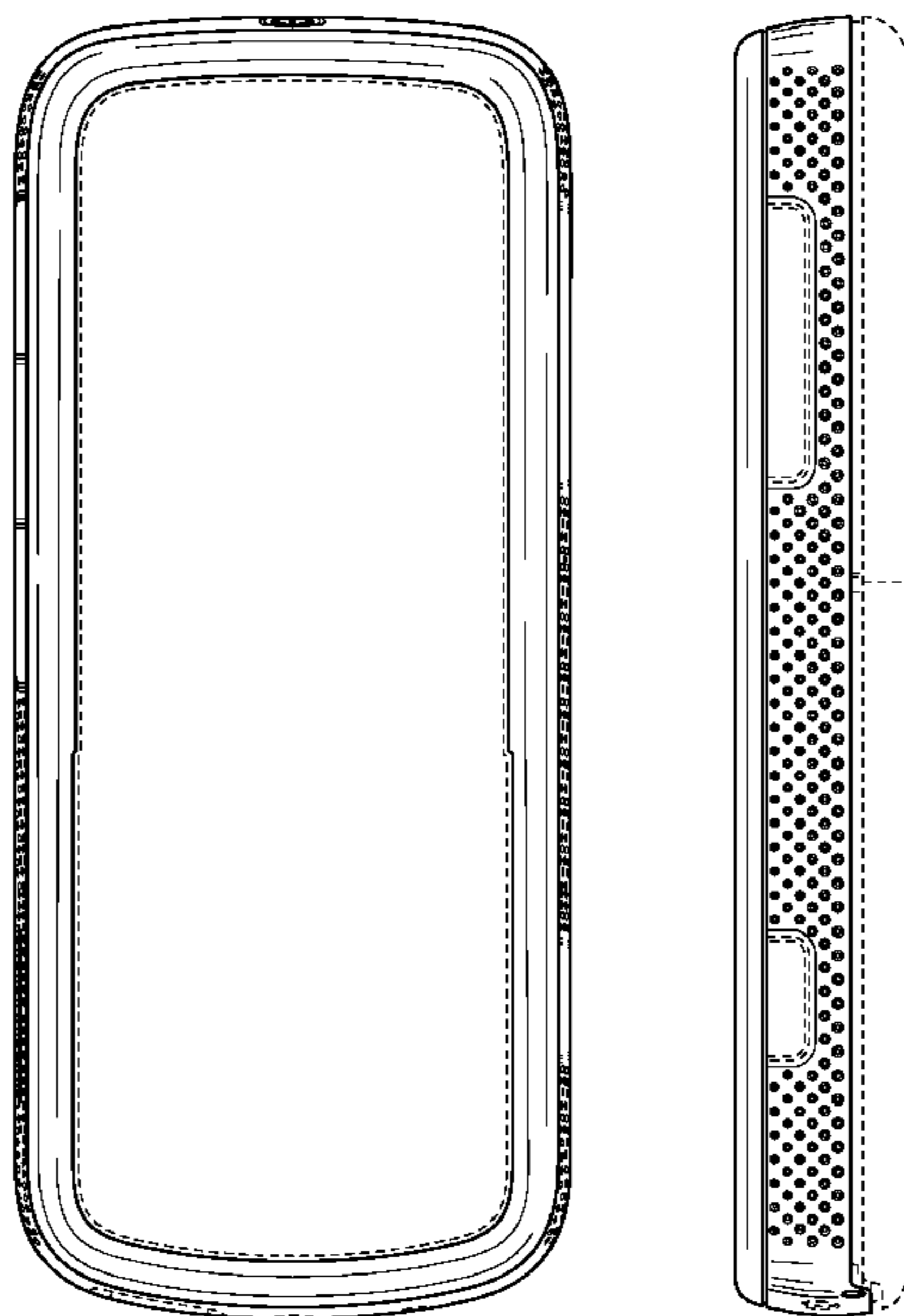
FIG. 6 is a top view thereof;

FIG. 7 is a bottom view thereof; and,

FIG. 8 is a rear perspective view thereof.

The broken line showing of the remainder of the handset is for illustrative purposes only and forms no part of the claimed design.

1 Claim, 4 Drawing Sheets



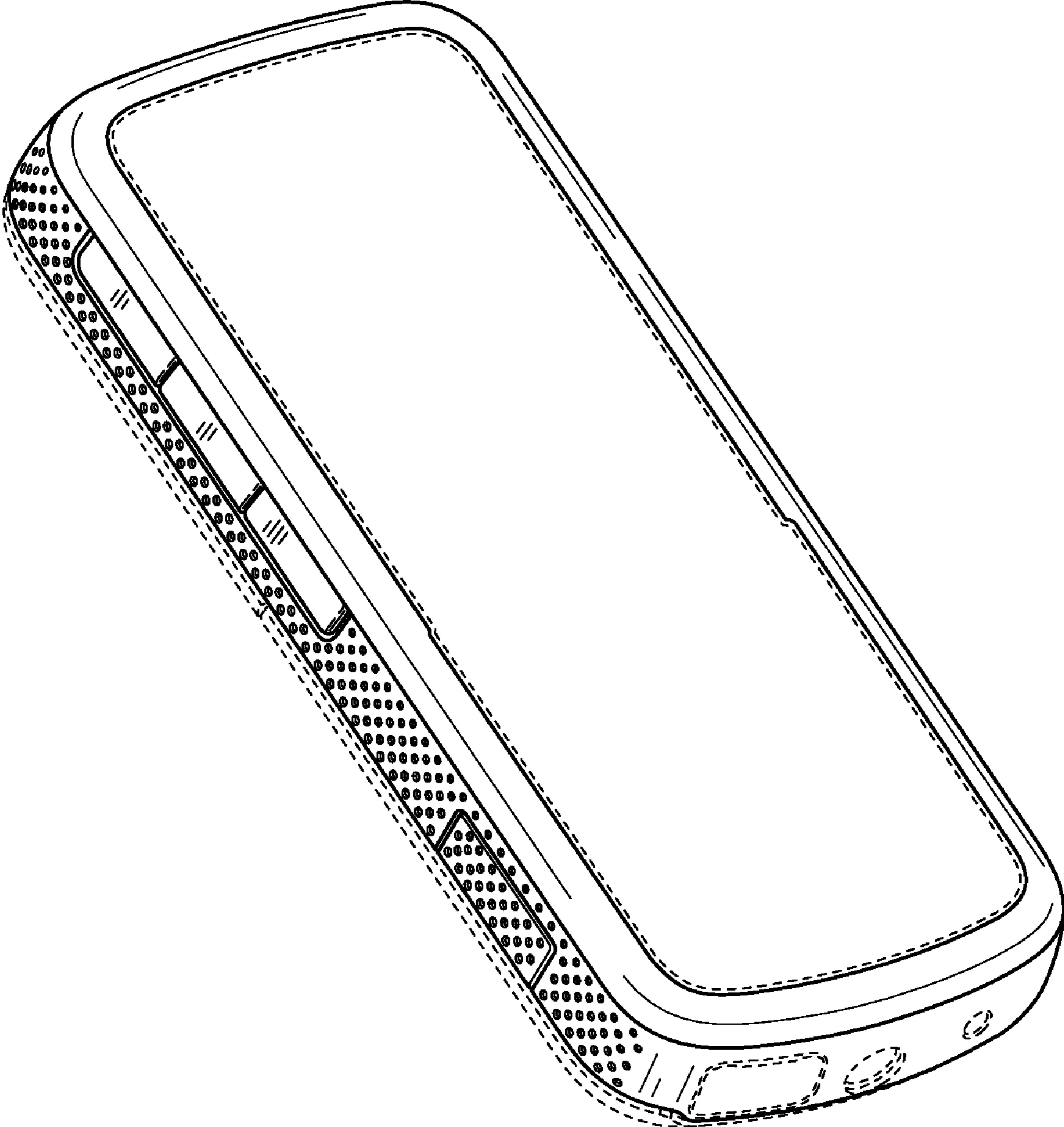


FIG. 1

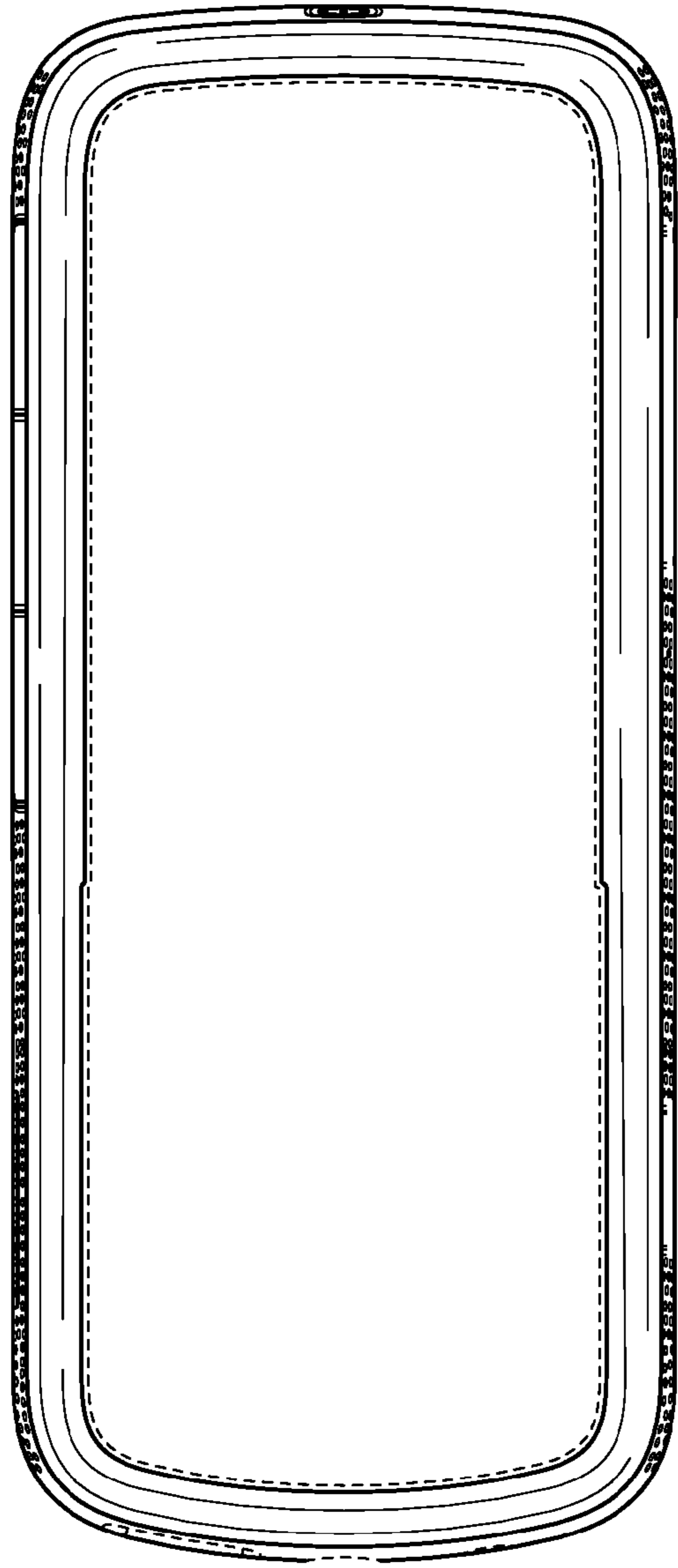


FIG. 2




FIG. 3

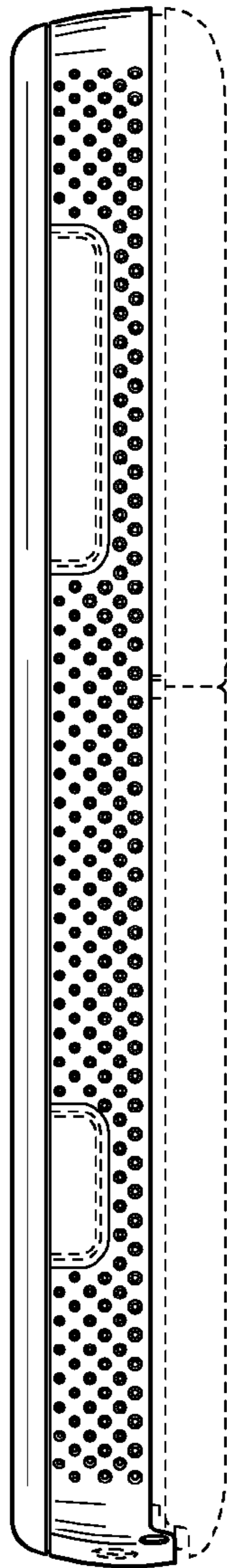


FIG. 4

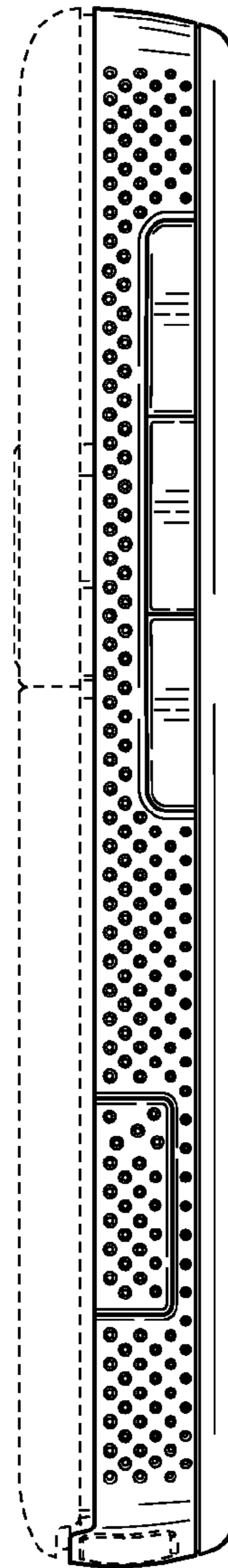


FIG. 5

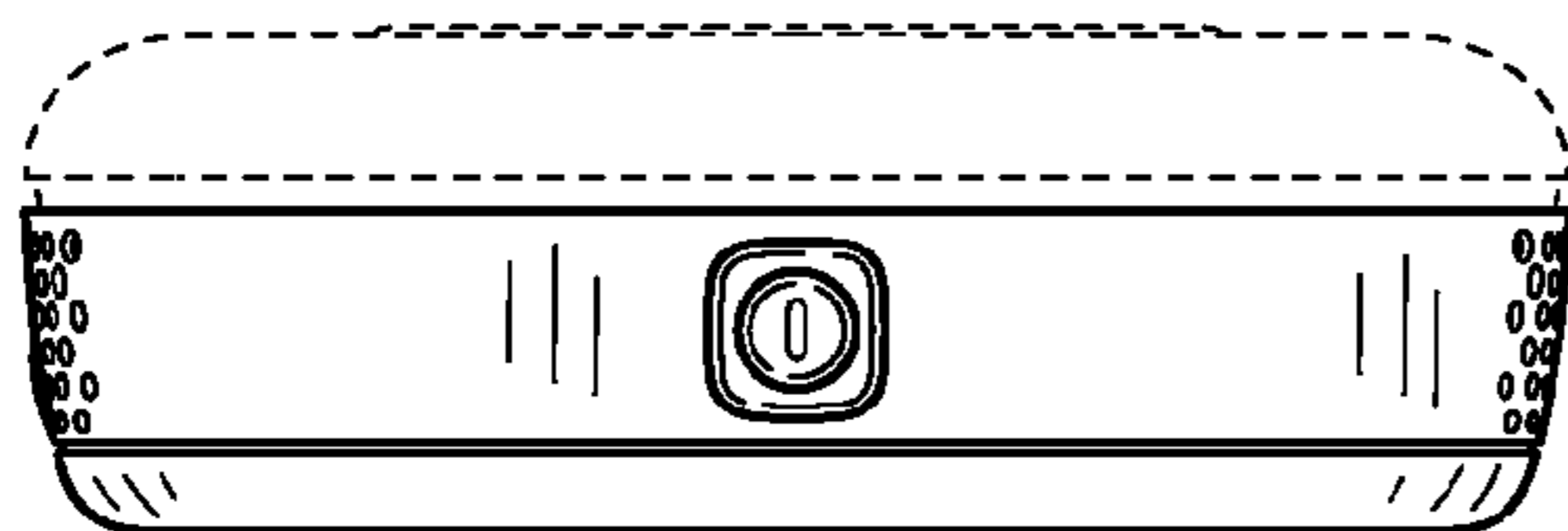


FIG. 6

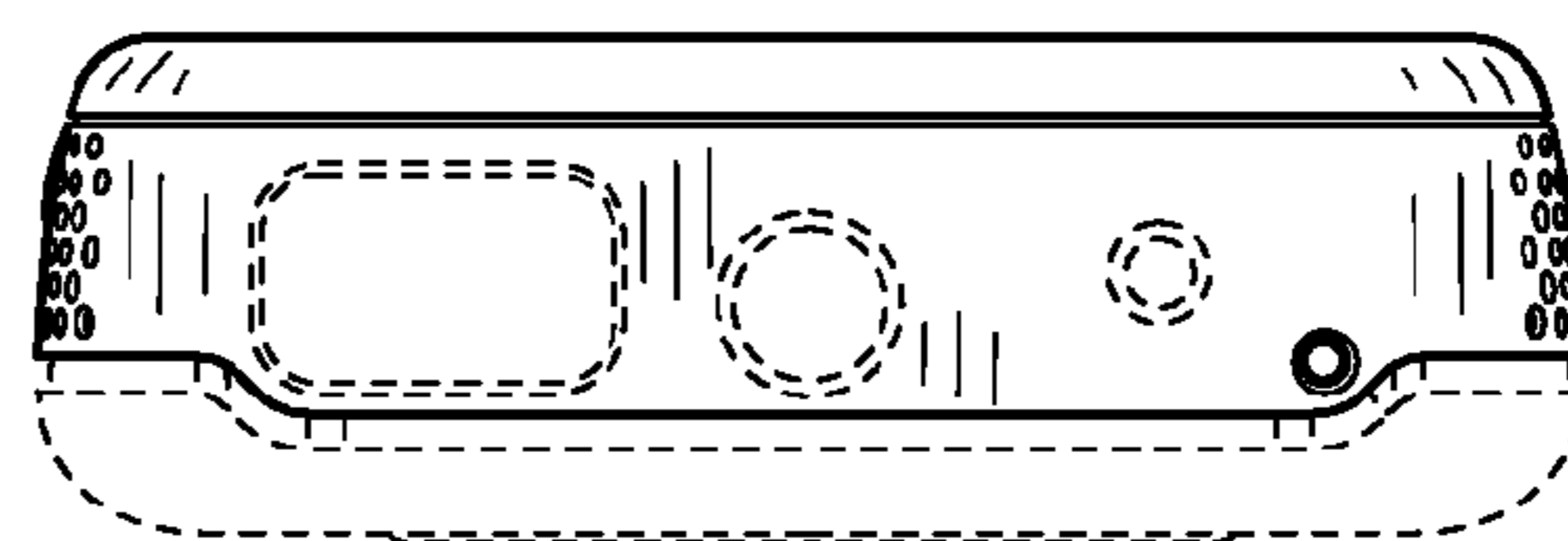


FIG. 7



FIG. 8