



US00D589942S

(12) **United States Design Patent**  
**Wright**

(10) **Patent No.:** **US D589,942 S**

(45) **Date of Patent:** **\*\* \*Apr. 7, 2009**

(54) **REMOTE CONTROL**

(76) Inventor: **Rusty Wright**, 5610 N. Karlov Ave.,  
Chicago, IL (US) 60646

(\*) Notice: This patent is subject to a terminal disclaimer.

(\*\*) Term: **14 Years**

(21) Appl. No.: **29/305,061**

(22) Filed: **Mar. 13, 2008**

(51) **LOC (9) Cl.** ..... **14-03**

(52) **U.S. Cl.** ..... **D14/218**

(58) **Field of Classification Search** ..... D14/218,  
D14/455; D13/168; D21/566; D10/104,  
D10/106; 345/169; 348/14.05, 114, 211.99,  
348/734; 340/825.24; 341/22; 455/92, 95,  
455/128, 151.1–151.4, 352, 355, FOR. 121;  
700/65; D9/500

See application file for complete search history.

(56) **References Cited**

**U.S. PATENT DOCUMENTS**

D266,501 S *	10/1982	Stefanik	.....	D13/168
D289,959 S *	5/1987	Sauer	.....	D7/354
D330,334 S *	10/1992	Rusnock et al.	.....	D9/500
D388,792 S *	1/1998	Nykerk	.....	D14/218
D416,261 S *	11/1999	Gerba et al.	.....	D14/218
D437,538 S *	2/2001	Corredor et al.	.....	D8/38
D452,436 S *	12/2001	Darr et al.	.....	D9/500
D458,920 S *	6/2002	Kita	.....	D14/218

D464,240 S *	10/2002	Vaught	.....	D8/38
D495,801 S *	9/2004	Kim	.....	D24/200
D498,228 S *	11/2004	Kasden	.....	D14/207
D530,290 S *	10/2006	Dupuis	.....	D14/125

\* cited by examiner

*Primary Examiner*—Robert M. Spear

*Assistant Examiner*—John Windmuller

(74) *Attorney, Agent, or Firm*—Invention Protection Associates, LLC

(57) **CLAIM**

I claim the ornamental design for a remote control, as shown and described.

**DESCRIPTION**

FIG. 1 is a top perspective view showing my new design for a remote control;

FIG. 2 is a top plan view thereof;

FIG. 3 is a bottom plan view thereof;

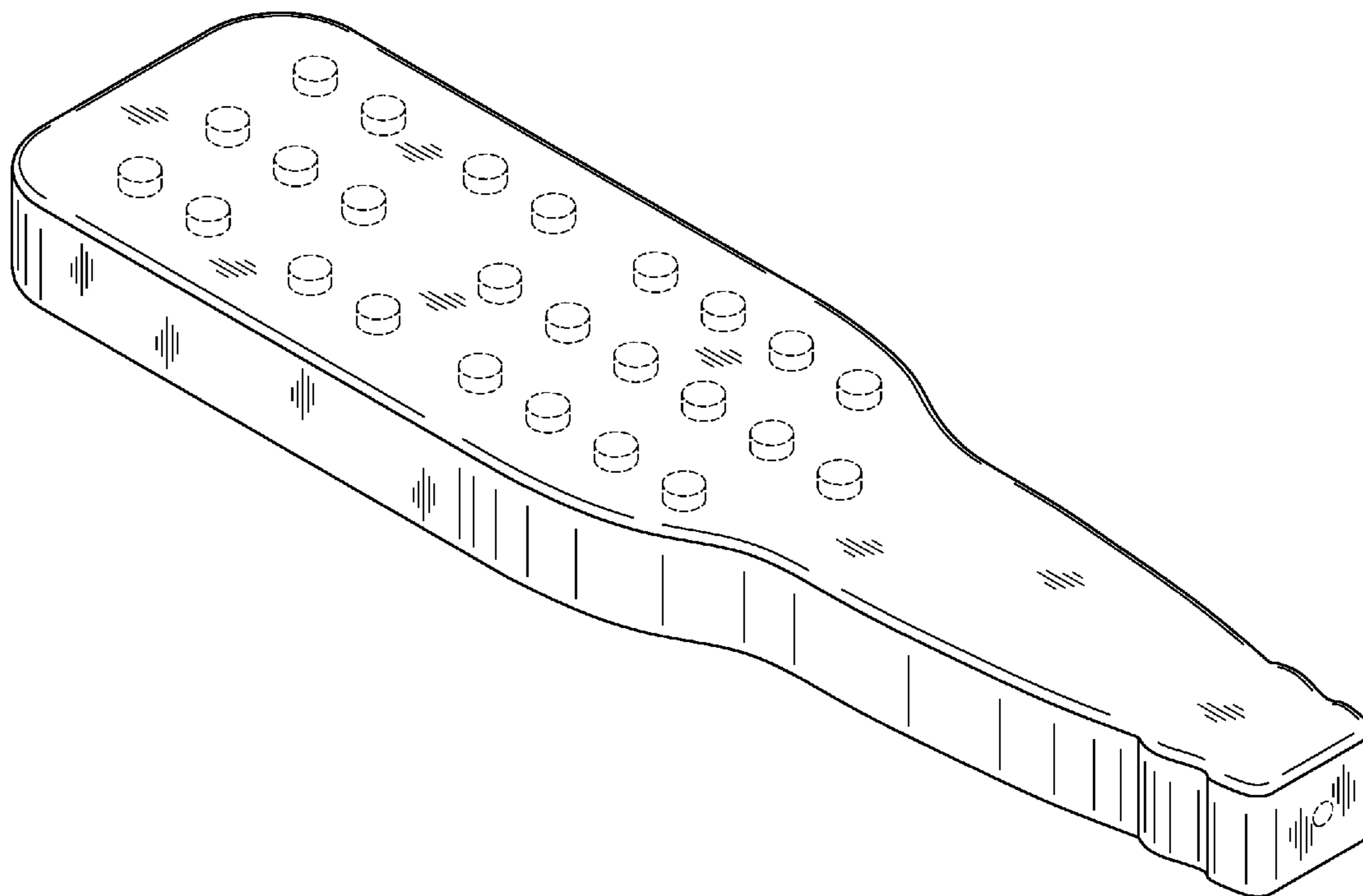
FIG. 4 is a front end elevational view thereof;

FIG. 5 is a rear end elevational view thereof; and,

FIG. 6 is a right side elevational view thereof, the left side elevational view being a mirror image of the right side elevational view.

The broken line showing of buttons depicts environment only and forms no part of the claimed design. The broken lines adjacent the shaded areas in FIGS. 1 and 2 represent the boundary of the claim.

**1 Claim, 3 Drawing Sheets**



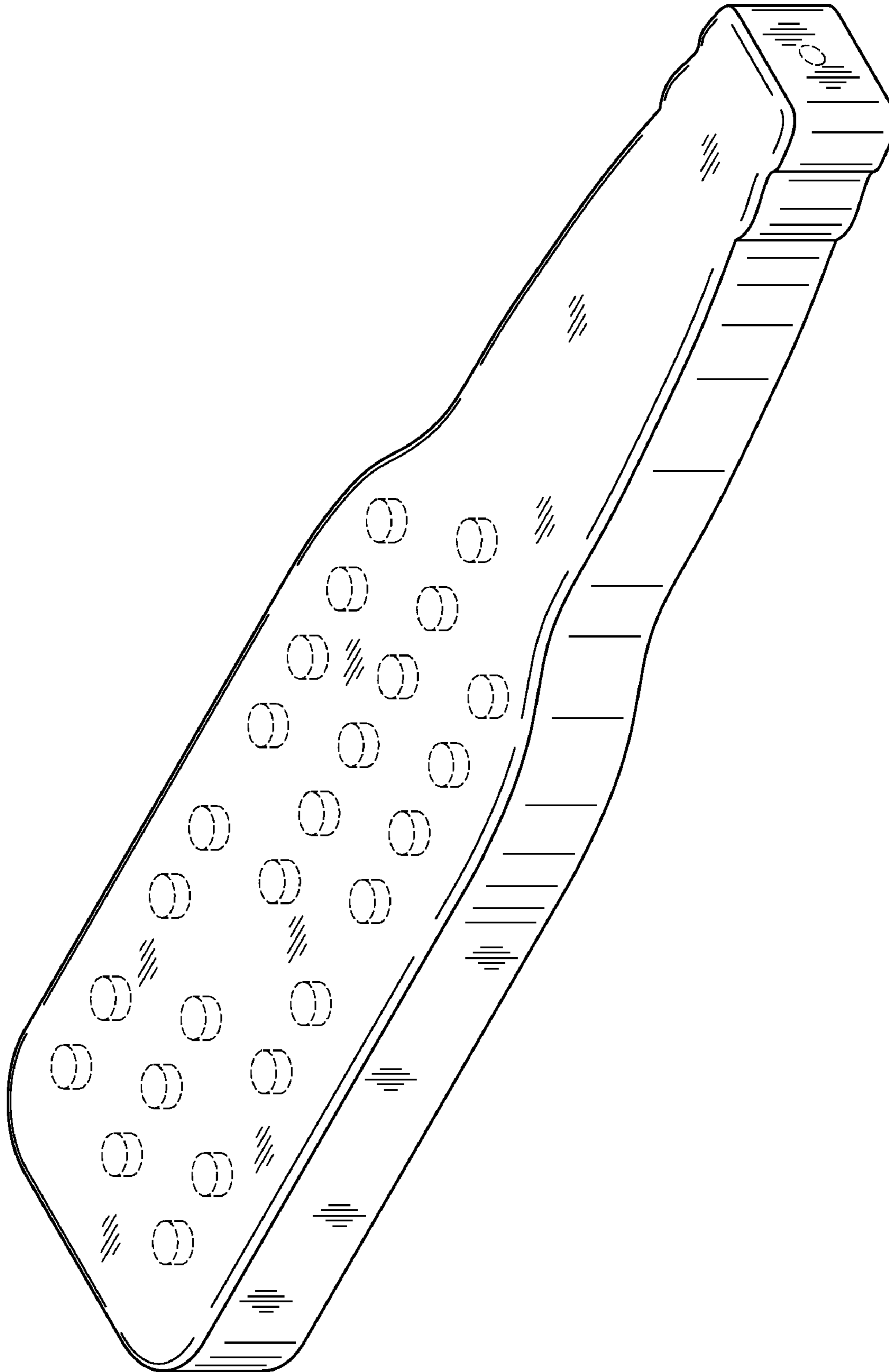


FIG. 1

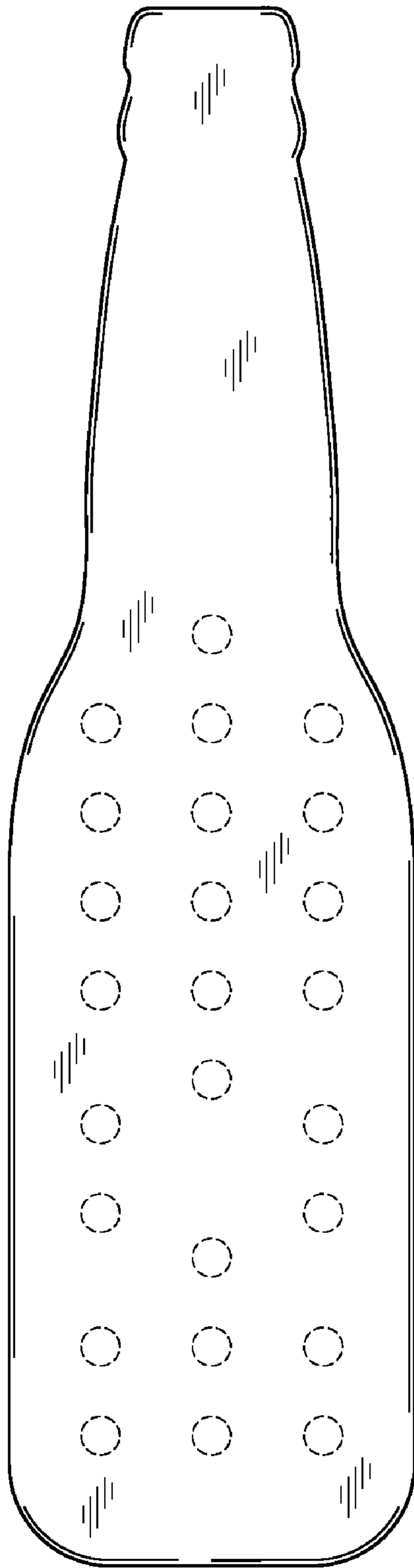


FIG. 2

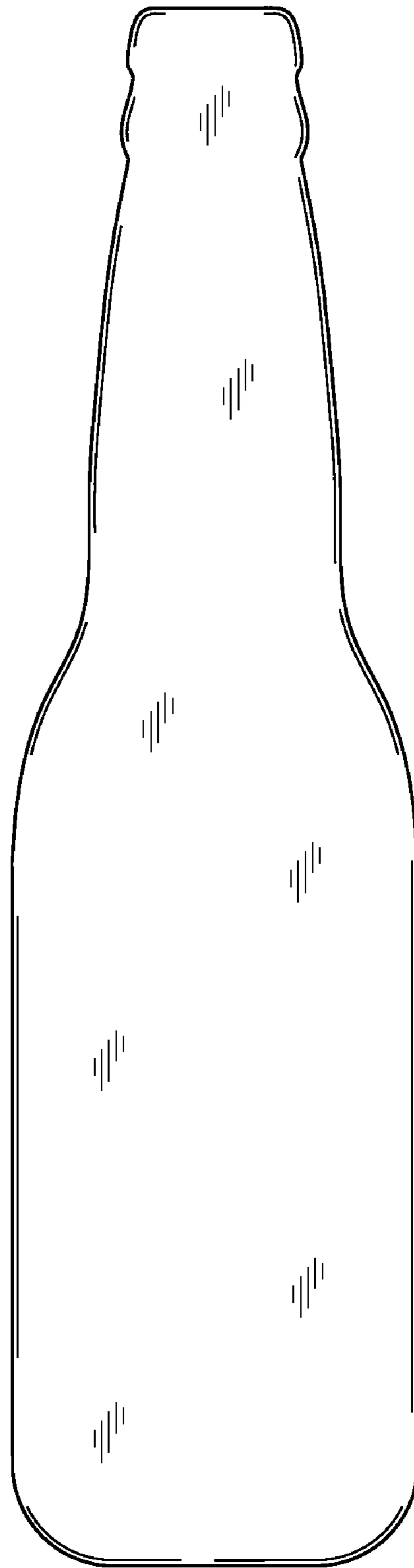


FIG. 3

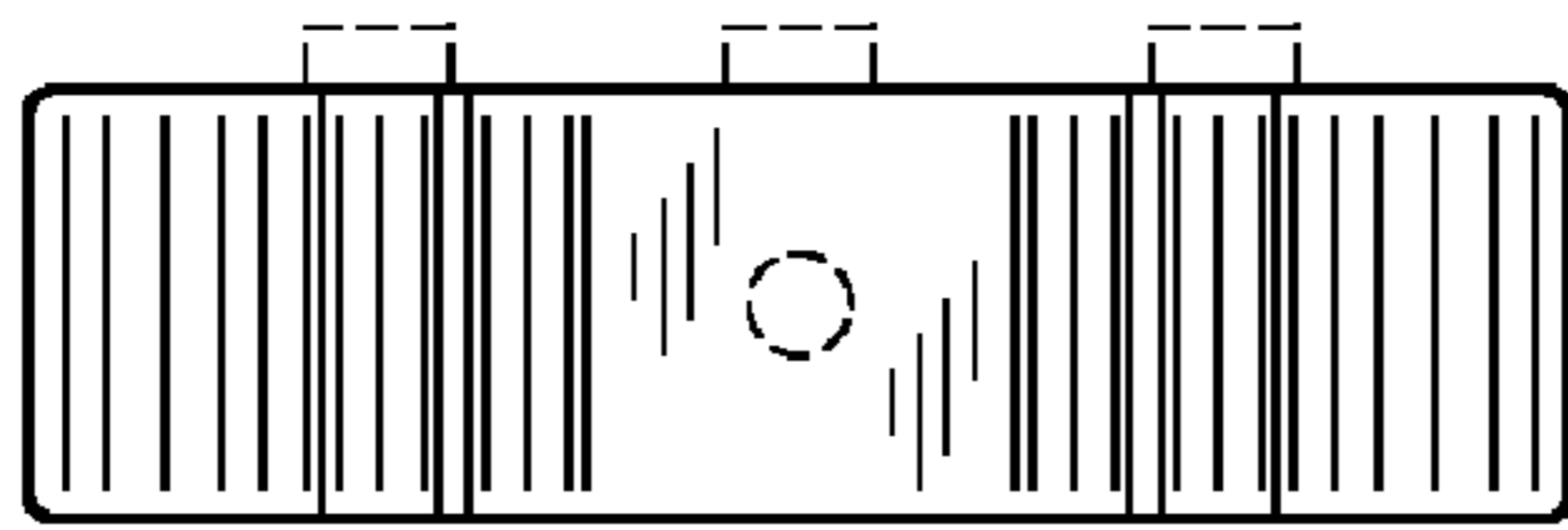


FIG. 4

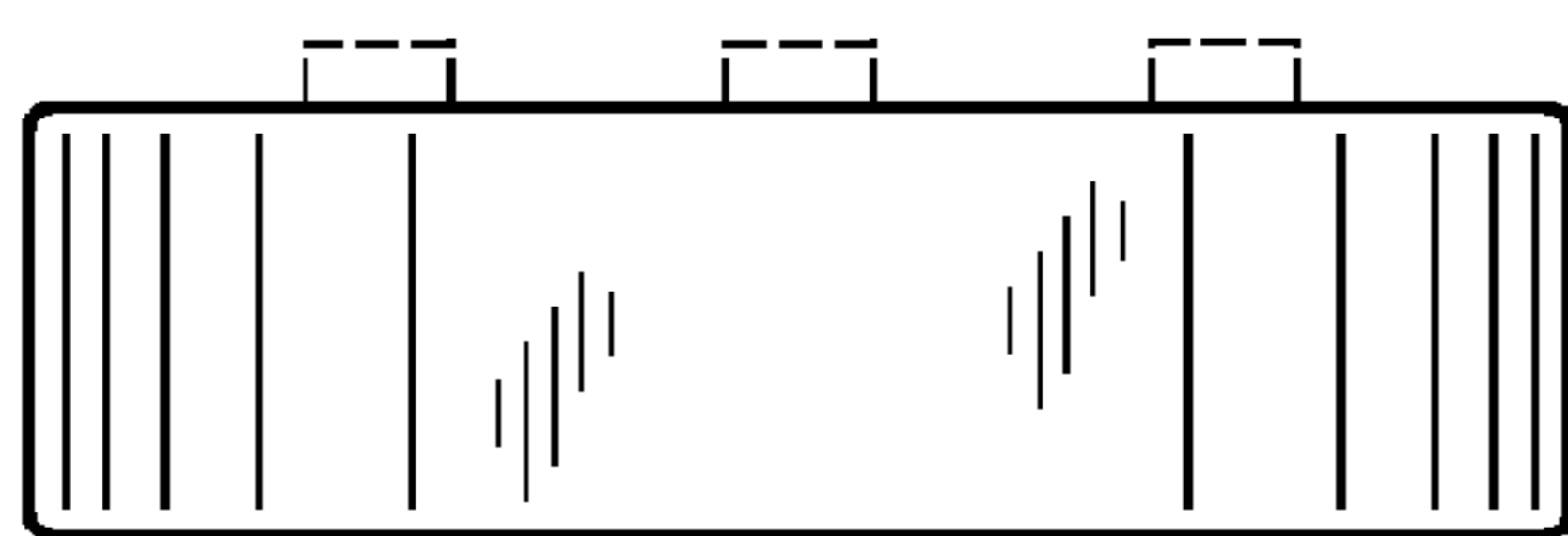


FIG. 5

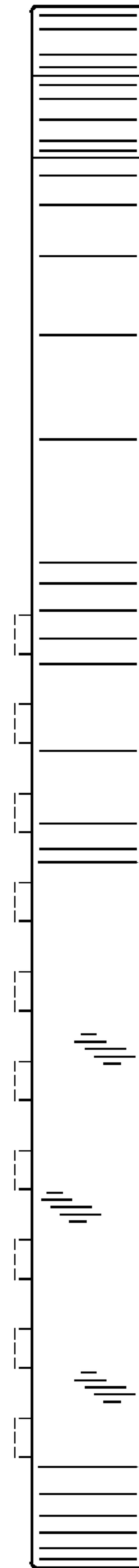


FIG. 6