



US00D589931S

(12) **United States Design Patent**
Saliterman

(10) **Patent No.:** **US D589,931 S**
(45) **Date of Patent:** **** Apr. 7, 2009**

(54) **PERSONAL LISTENING DEVICE FOR ARENA EVENTS**

(75) Inventor: **Mark Saliterman**, Edina, MN (US)

(73) Assignee: **Front Row Advantage, Inc.**, St. Louis Park, MN (US)

(**) Term: **14 Years**

(21) Appl. No.: **29/262,570**

(22) Filed: **Jul. 6, 2006**

(51) **LOC (9) Cl.** **14-03**

(52) **U.S. Cl.** **D14/188**

(58) **Field of Classification Search** D14/137,
D14/160–170, 174, 185, 186, 188, 191, 192,
D14/194, 197, 217, 260, 299, 356, 358, 359,
D14/388; D24/106, 173–175; 381/77, 79,
381/82, 312, 317, 318, 322; 700/94; 704/201,
704/271, 272

See application file for complete search history.

(56) **References Cited**

U.S. PATENT DOCUMENTS

D321,691	S	*	11/1991	Brenda et al.	D14/191
6,064,860	A	*	5/2000	Ogden	455/66.1
D432,524	S	*	10/2000	Yamagishi	D14/218
D433,007	S	*	10/2000	Boucard	D14/160
D433,400	S	*	11/2000	Boucard	D14/160

D433,678	S	*	11/2000	Boucard	D14/260
6,434,398	B1		8/2002	Inselberg		
D485,254	S	*	1/2004	Tien	D14/188
6,728,518	B1		4/2004	Scrivens et al.		
D490,787	S	*	6/2004	Aisenberg	D14/138
D490,799	S	*	6/2004	Gubbels et al.	D14/191
D502,654	S	*	3/2005	Nishiura et al.	D10/70
D525,545	S	*	7/2006	Komulainen	D10/70
7,110,552	B1	*	9/2006	Saliterman	381/77
2006/0166714	A1	*	7/2006	Rauscher et al.	455/575.2

* cited by examiner

Primary Examiner—Stella M Reid

Assistant Examiner—Keli L Hill

(74) *Attorney, Agent, or Firm*—Kinney & Lange, P.A.

(57) **CLAIM**

The ornamental design for personal listening device for arena events, as shown and described.

DESCRIPTION

FIG. 1 is a top view of the personal listening device for arena events.

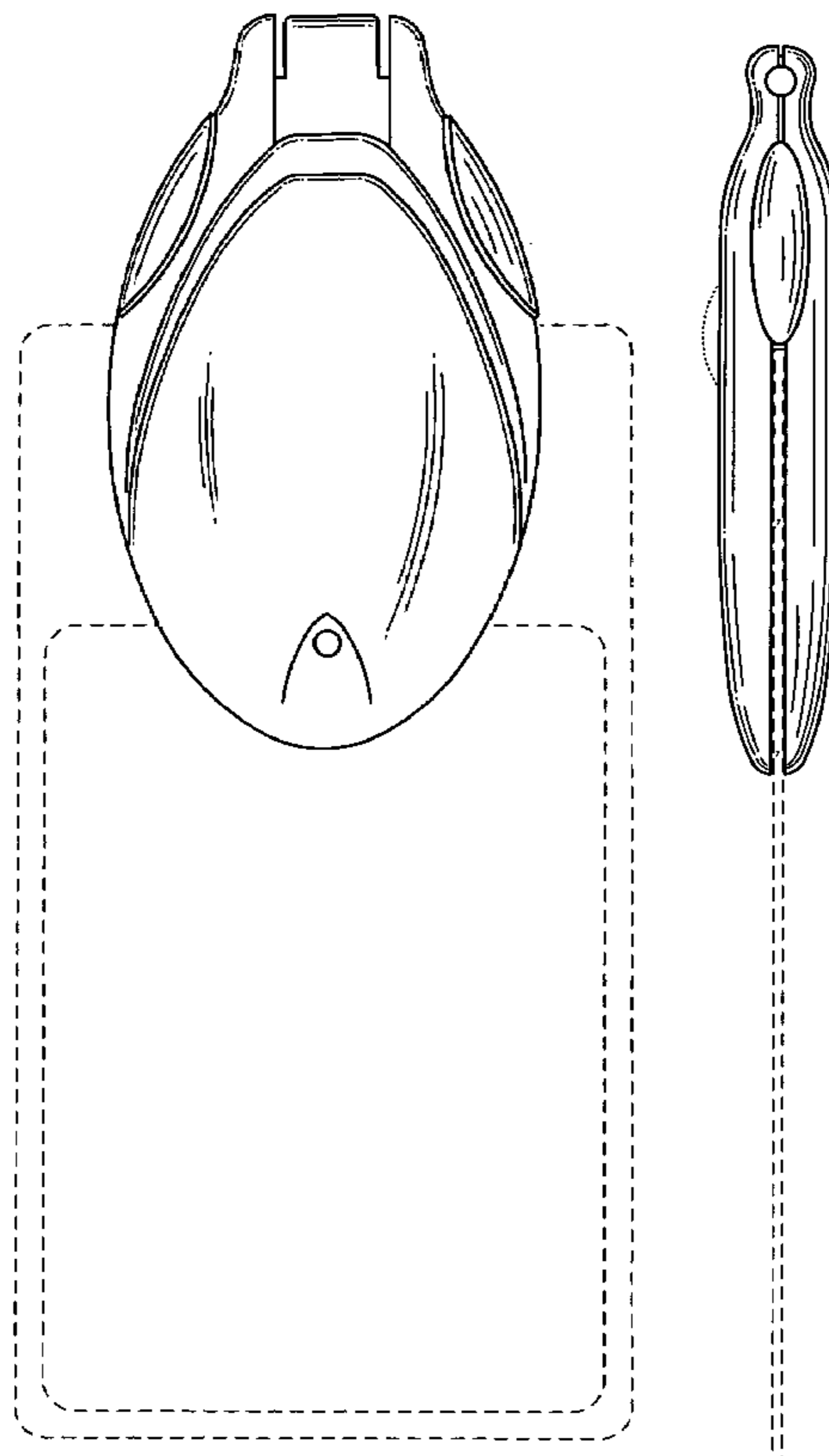
FIG. 2 is a bottom view thereof.

FIG. 3 is a right view thereof; and,

FIG. 4 is a left view thereof.

The broken lines in FIGS. 1–4 are for environmental purposes only and form no part of the claimed design.

1 Claim, 3 Drawing Sheets



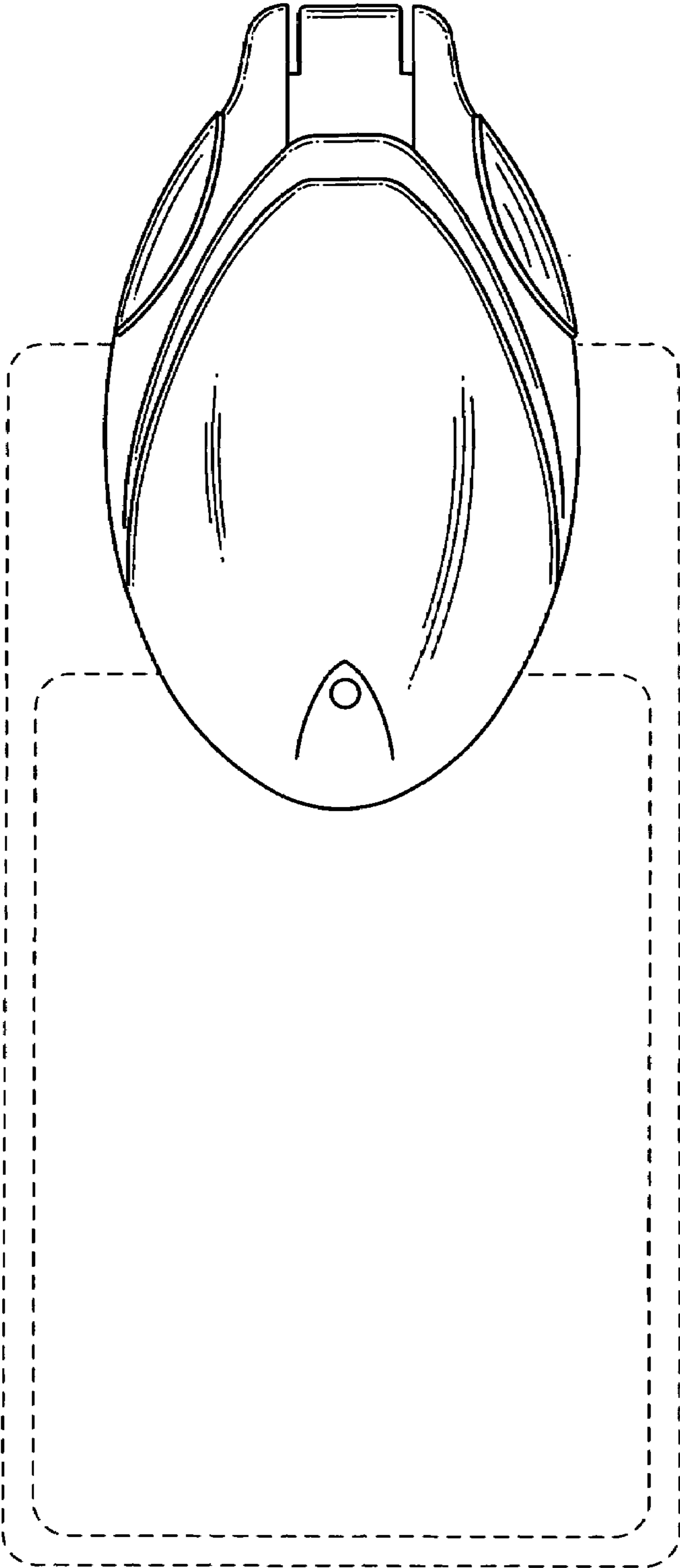


Fig. 1

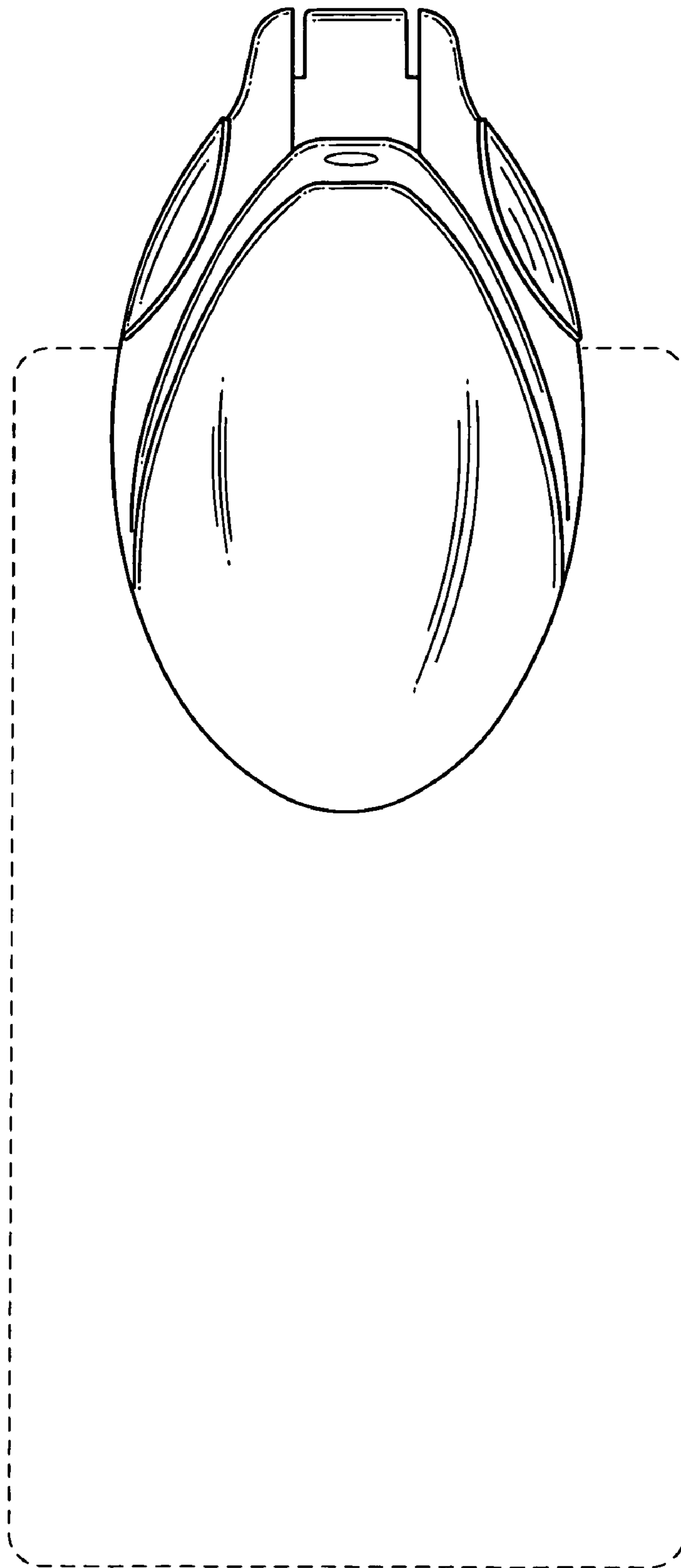


Fig. 2

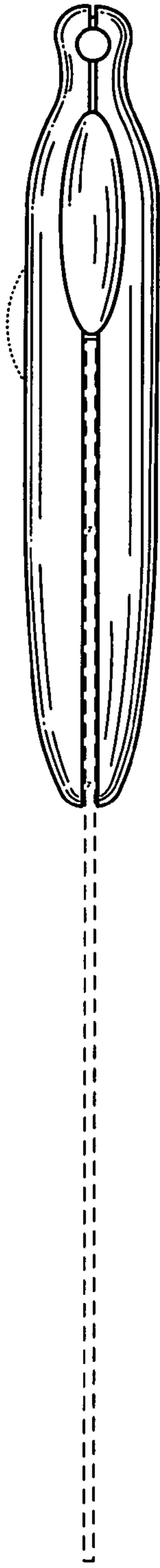


Fig. 3

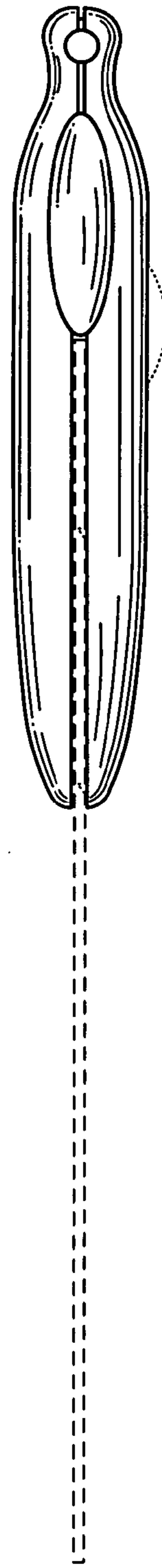


Fig. 4