



US00D589915S

(12) **United States Design Patent**
Xie et al.

(10) **Patent No.:** **US D589,915 S**
(45) **Date of Patent:** **** Apr. 7, 2009**

(54) **FRONT BEZEL OF DIGITAL MEDIA ADAPTER**

D577,693 S * 9/2008 King et al. D14/125
D580,456 S * 11/2008 Oh et al. D14/496

(75) Inventors: **Song-Tao Xie**, Shenzhen (CN);
Hong-Jin Wu, Shenzhen (CN);
Yun-Lung Chen, Taipei Hsien (TW)

* cited by examiner

Primary Examiner—Raphael Barkai
Assistant Examiner—Randall H Gholson

(73) Assignee: **Hon Hai Precision Industry Co., Ltd.**,
Tu-Cheng, Taipei Hsien (TW)

(74) *Attorney, Agent, or Firm*—D. Austin Bonderer

(**) Term: **14 Years**

(57) **CLAIM**

(21) Appl. No.: **29/321,292**

The ornamental design for a front bezel of digital media adapter, as shown and described.

(22) Filed: **Jul. 14, 2008**

DESCRIPTION

(51) **LOC (9) Cl.** **14-03**

FIG. 1 is a perspective view of the design for the front bezel of digital media adapter wherein broken lines illustrate environmental features;

(52) **U.S. Cl.** **D14/125**

FIG. 2 is a front elevational view thereof;

(58) **Field of Classification Search** D14/125–134,
D14/239, 371, 136, 374–377; 312/7.2; 348/836,
348/838, 180, 184, 325, 739; 341/12; 248/917–924,
248/465, 123.11; 345/104, 133, 156, 168,
345/87, 173, 169; 349/1, 2, 11, 62; 720/605,
720/669, 600, 655, 99, 197; 455/344–347
See application file for complete search history.

FIG. 3 is a left side elevational view thereof;

FIG. 4 is a right side elevational view thereof;

FIG. 5 is a top plan view thereof;

FIG. 6 is a bottom plan view thereof; and,

FIG. 7 is a perspective view thereof in an alternative position mounted to a digital media adapter case which is shown in broken lines for illustrative purposes only and forms no part of the claimed design.

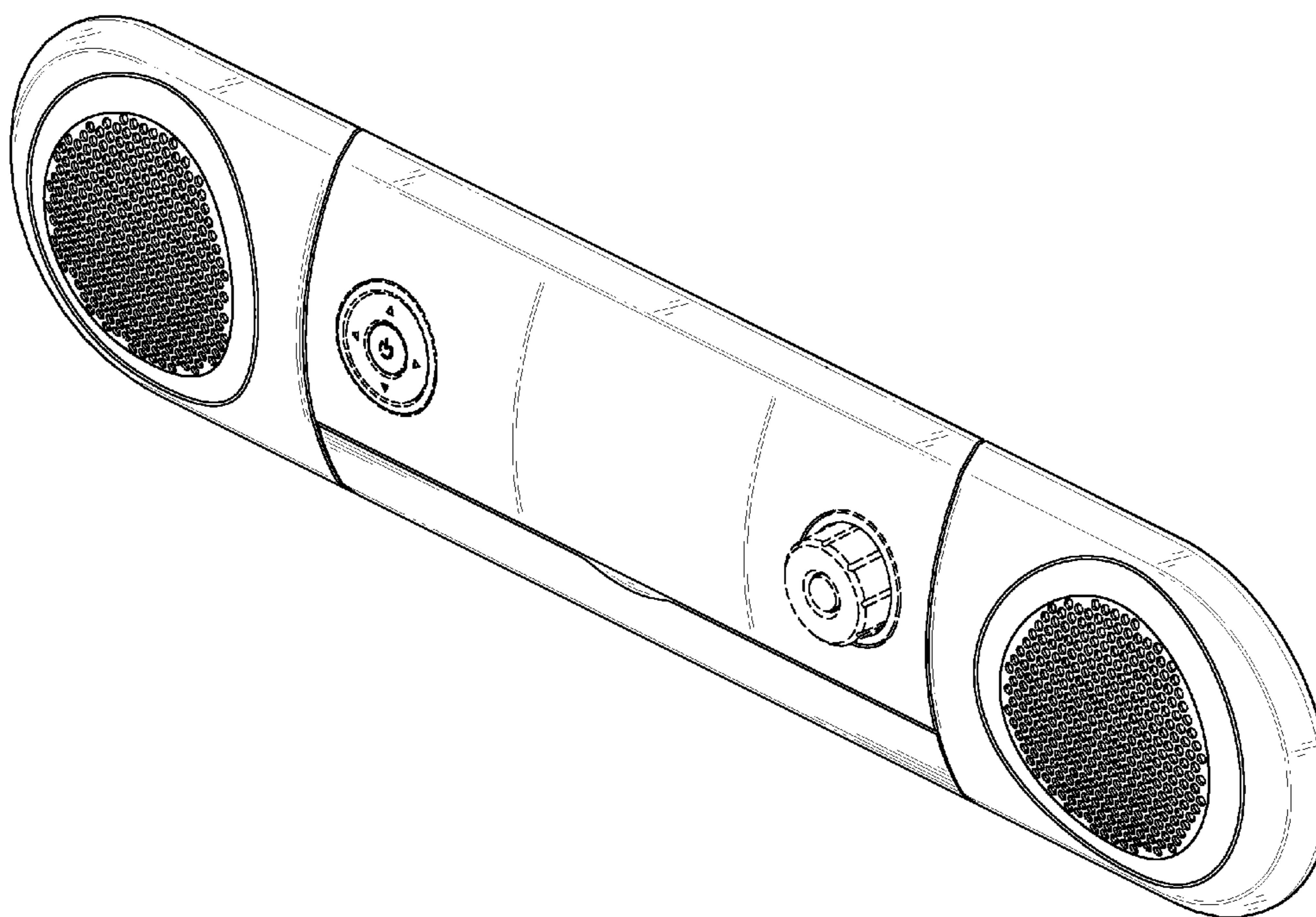
(56) **References Cited**

U.S. PATENT DOCUMENTS

D490,796 S * 6/2004 Allen D14/507
D526,331 S * 8/2006 Lee D14/203.7
D542,242 S * 5/2007 Mathews Reynolds et al. .. D14/
125
D556,705 S * 12/2007 Reynolds et al. D14/125
D572,714 S * 7/2008 Chen et al. D14/445

The broken line showing of front bezel of digital media adapter is for the purpose of illustrating environmental structures and forms no part of the claimed design.

1 Claim, 7 Drawing Sheets



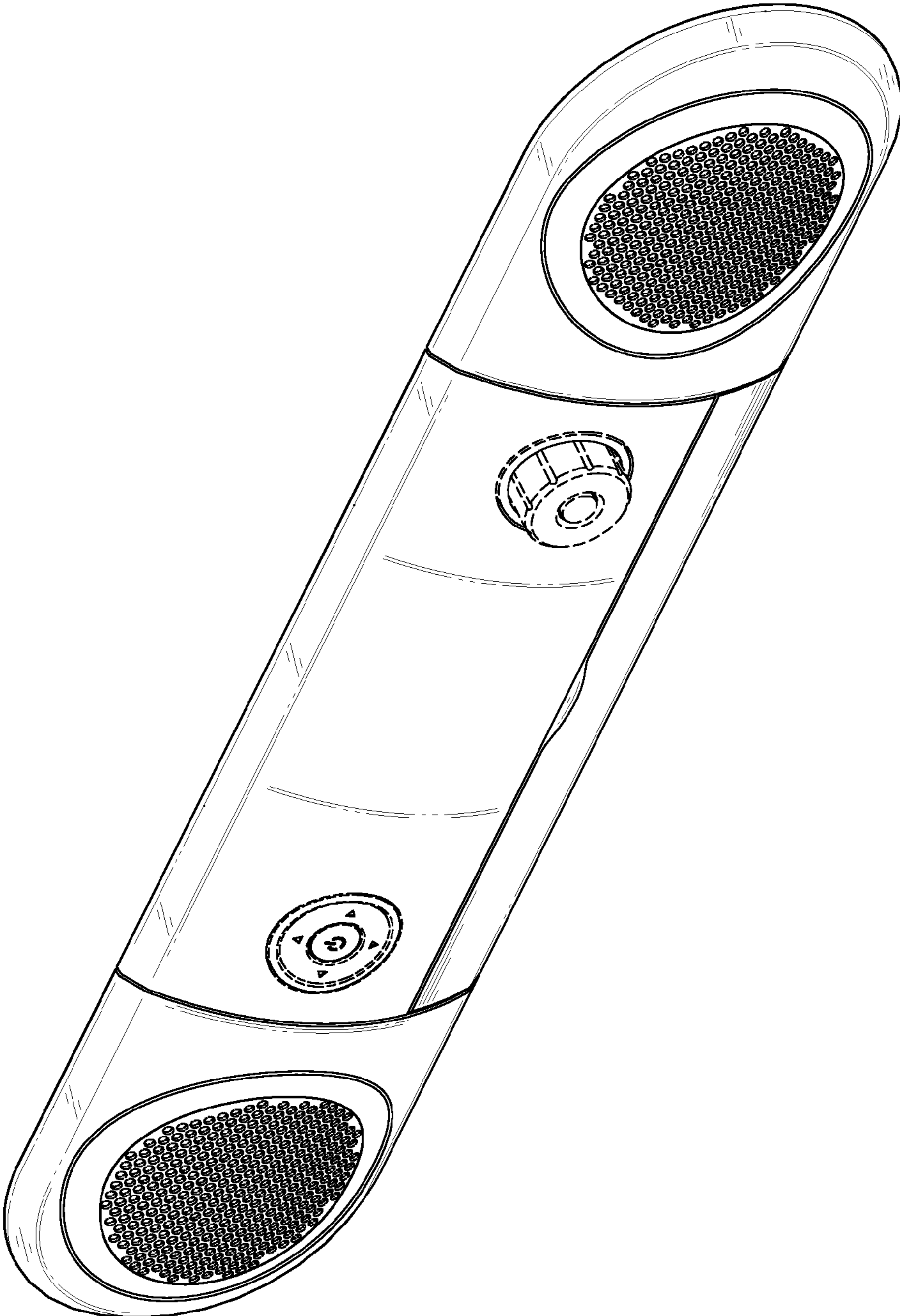


FIG. 1

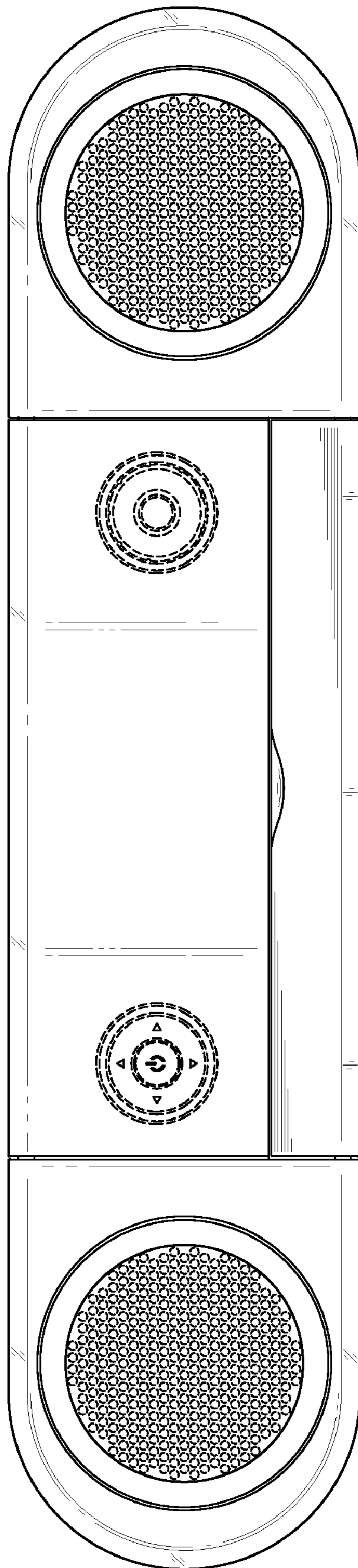


FIG. 2

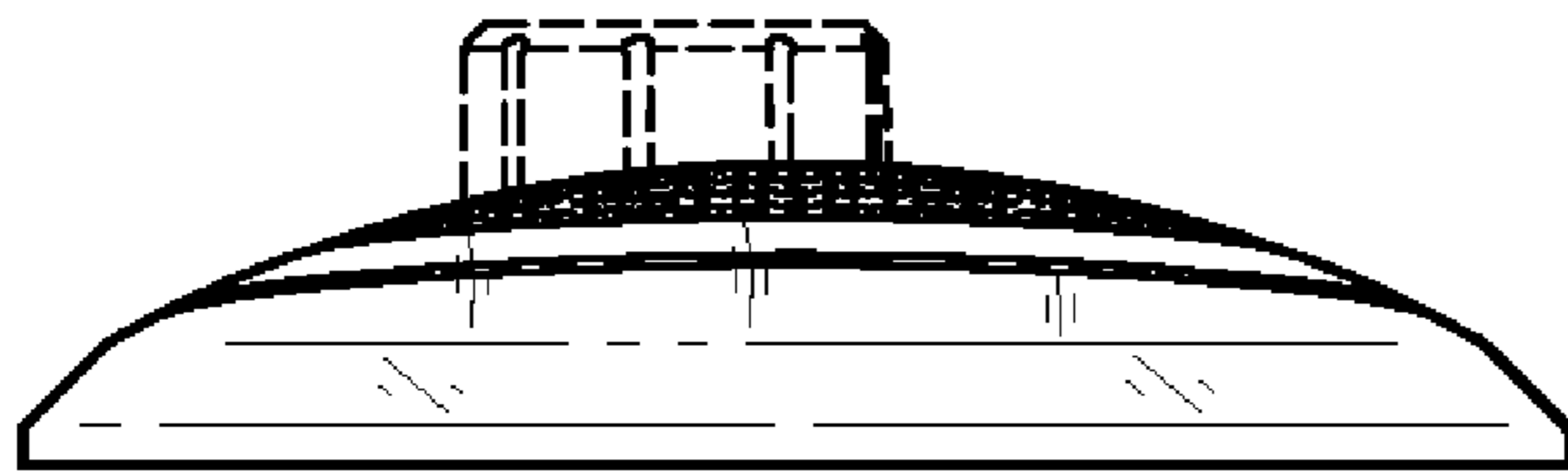


FIG. 3

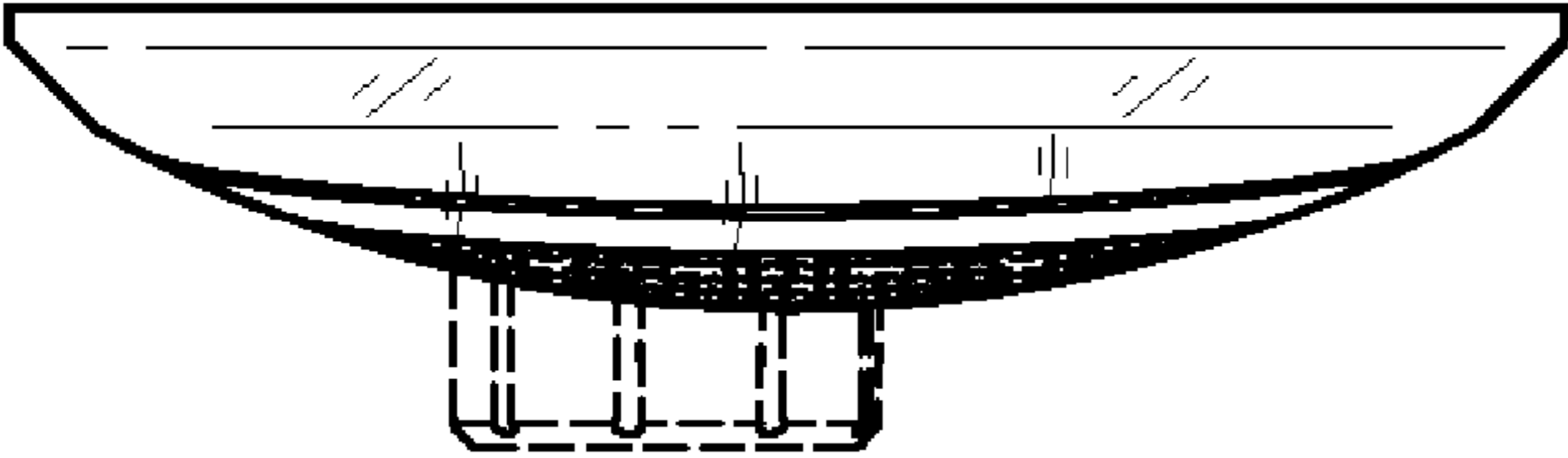


FIG. 4



FIG. 5

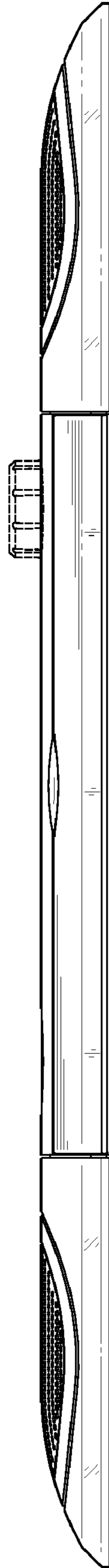


FIG. 6

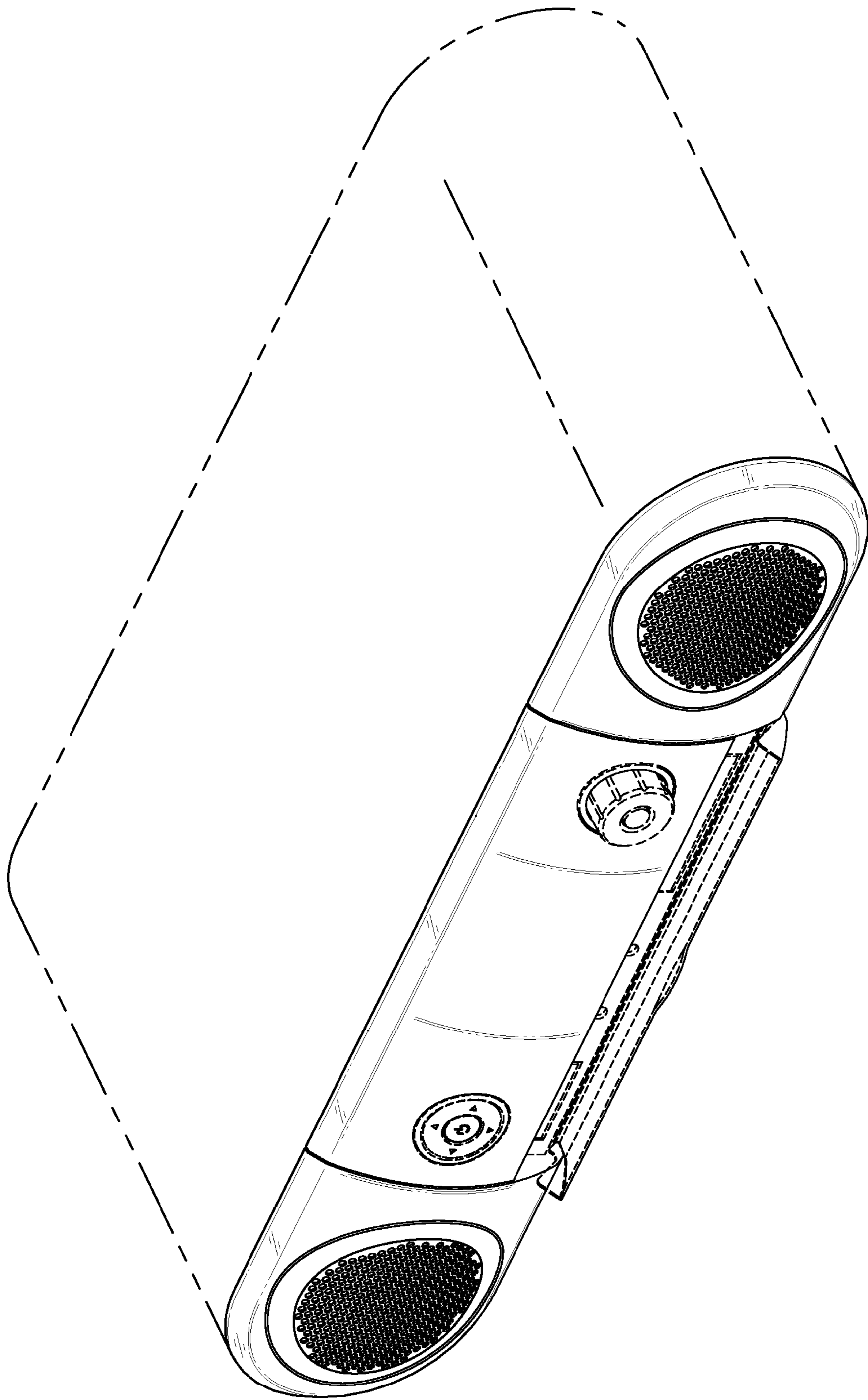


FIG. 7