



US00D589876S

(12) **United States Design Patent**
Hong et al.

(10) **Patent No.:** **US D589,876 S**
(45) **Date of Patent:** **** Apr. 7, 2009**

(54) **CRADLE FOR HANDHELD ELECTRONIC DEVICE**

(75) Inventors: **Fu-Long Hong**, Taoyuan County (TW); **Hsiao-Chuan Huang**, Taoyuan County (TW); **Yi-Bin Ho**, Taoyuan County (TW); **Hung-Yi Huang**, Taoyuan County (TW); **Hung-Yu Chen**, Taoyuan County (TW); **Meng-Sheng Chiang**, Taoyuan County (TW); **Po-Lin Ho**, Taoyuan County (TW)

(73) Assignee: **HTC Corporation**, Taoyuan County (TW)

(**) Term: **14 Years**

(21) Appl. No.: **29/321,874**

(22) Filed: **Jul. 24, 2008**

(30) **Foreign Application Priority Data**

Mar. 31, 2008 (TW) 97301887

(51) **LOC (9) Cl.** **13-02**

(52) **U.S. Cl.** **D13/108**

(58) **Field of Classification Search** D13/107-110, D13/118-119, 184; D14/251, 253, 432, D14/434; 320/107-115

See application file for complete search history.

(56) **References Cited**

U.S. PATENT DOCUMENTS

D274,903 S * 7/1984 Eckmann et al. D13/107

D374,858 S * 10/1996 Chu D13/108

D385,530 S * 10/1997 Hames et al. D13/107
D388,764 S * 1/1998 Bartling et al. D13/107
D477,823 S * 7/2003 Lavello, Sr. D14/253
D495,336 S * 8/2004 Andre et al. D14/434
D510,091 S * 9/2005 Mori et al. D14/434
D530,717 S * 10/2006 Mori et al. D14/434
D532,005 S * 11/2006 Leith D14/253
D535,614 S * 1/2007 Majanen et al. D13/108
D577,334 S * 9/2008 Kim et al. D13/108
D578,961 S * 10/2008 Fisher et al. D13/108
D580,855 S * 11/2008 Haspil et al. D13/108

* cited by examiner

Primary Examiner—Jennifer Rivard

Assistant Examiner—Rosemary K Tarcza

(74) *Attorney, Agent, or Firm*—Jianq Chyun IP Office

(57) **CLAIM**

The ornamental design for a cradle for handheld electronic device, as shown and described.

DESCRIPTION

FIG. 1 is a perspective view of a cradle for handheld electronic device showing our new design;

FIG. 2 is a front view thereof;

FIG. 3 is a rear view thereof;

FIG. 4 is a left side view thereof;

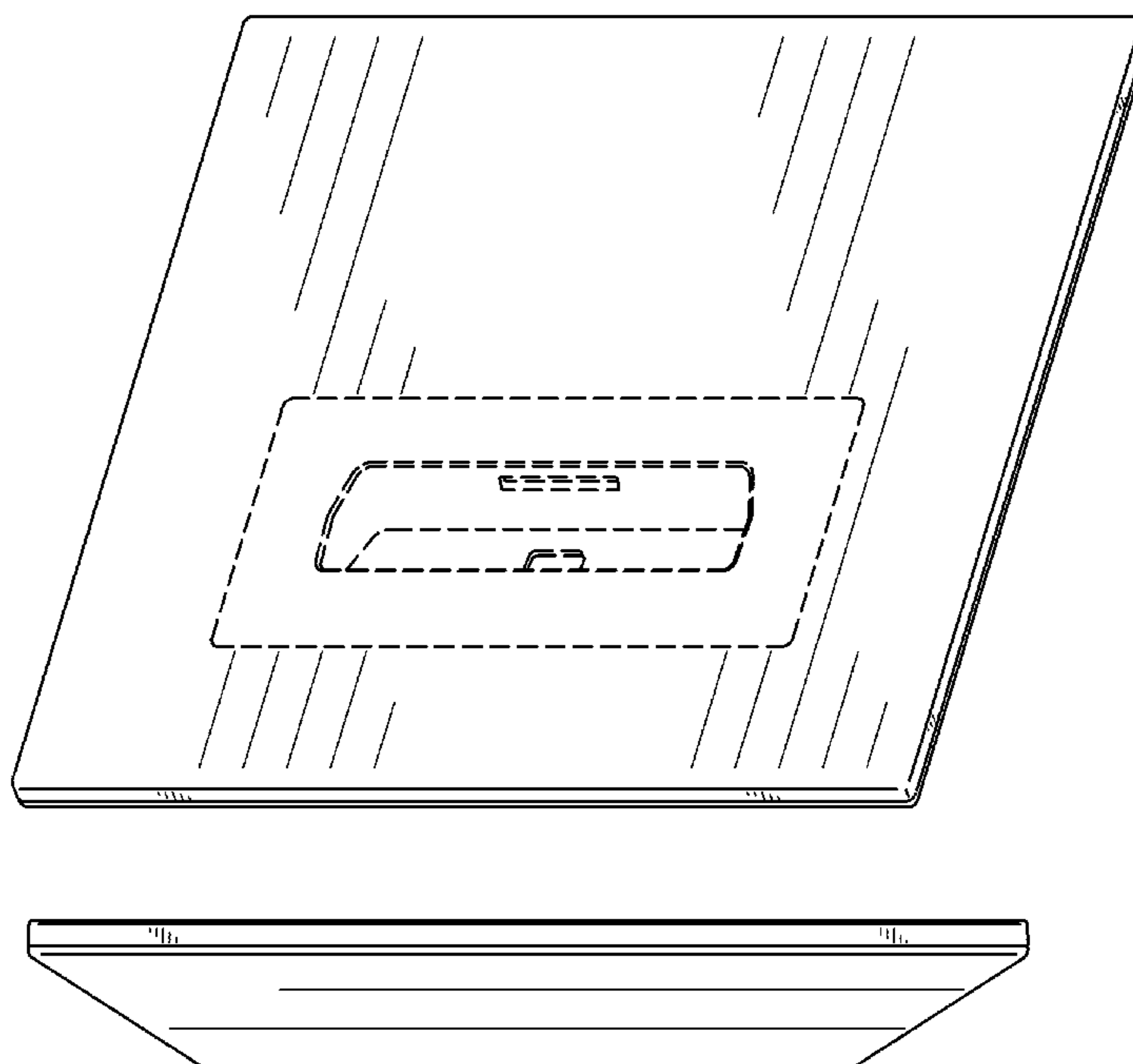
FIG. 5 is a right side view thereof;

FIG. 6 is a top view thereof; and,

FIG. 7 is a bottom view thereof.

The broken lines shown in the figures are for illustrative purposes only and do not form part of the claimed design.

1 Claim, 5 Drawing Sheets



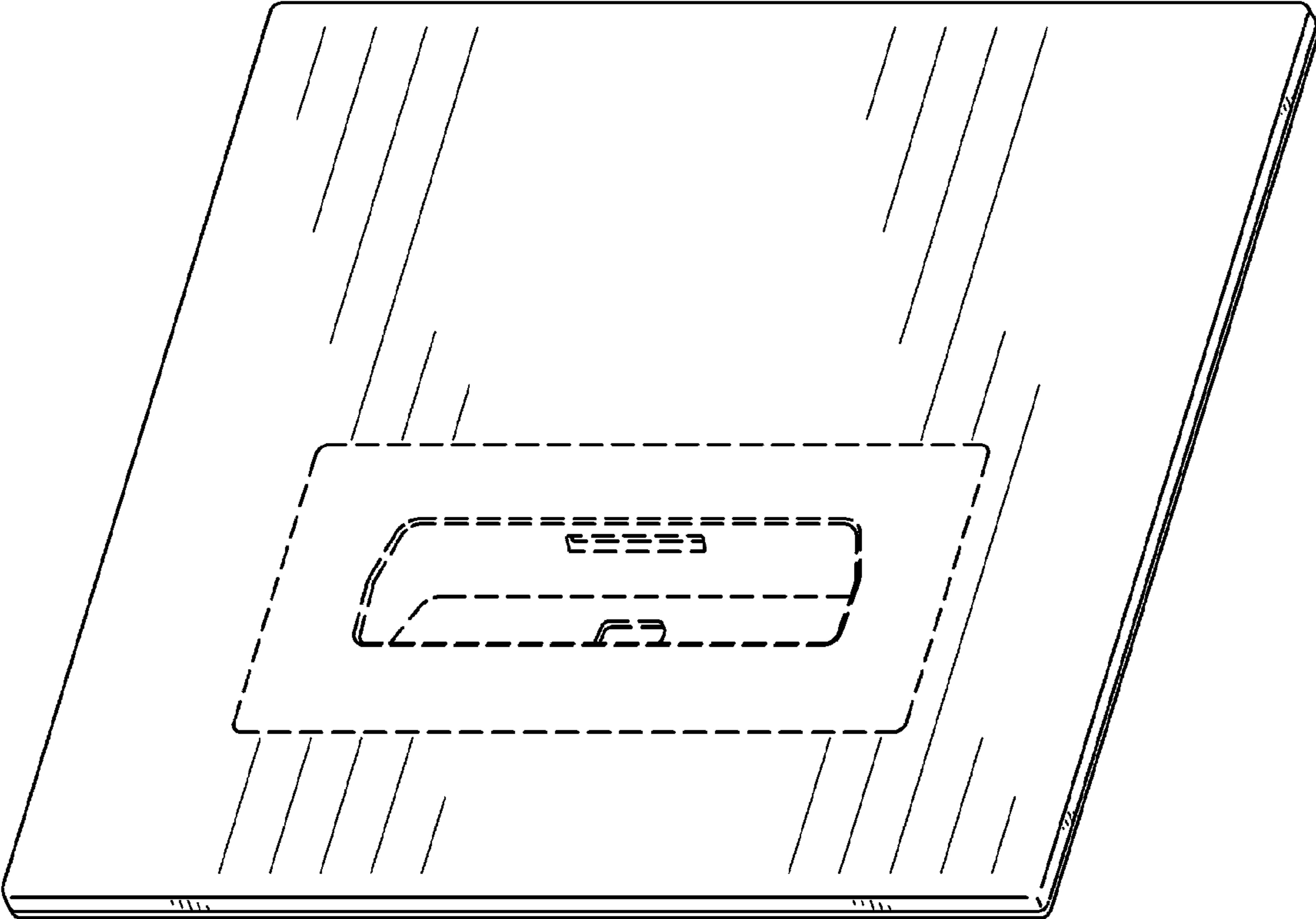


FIG. 1

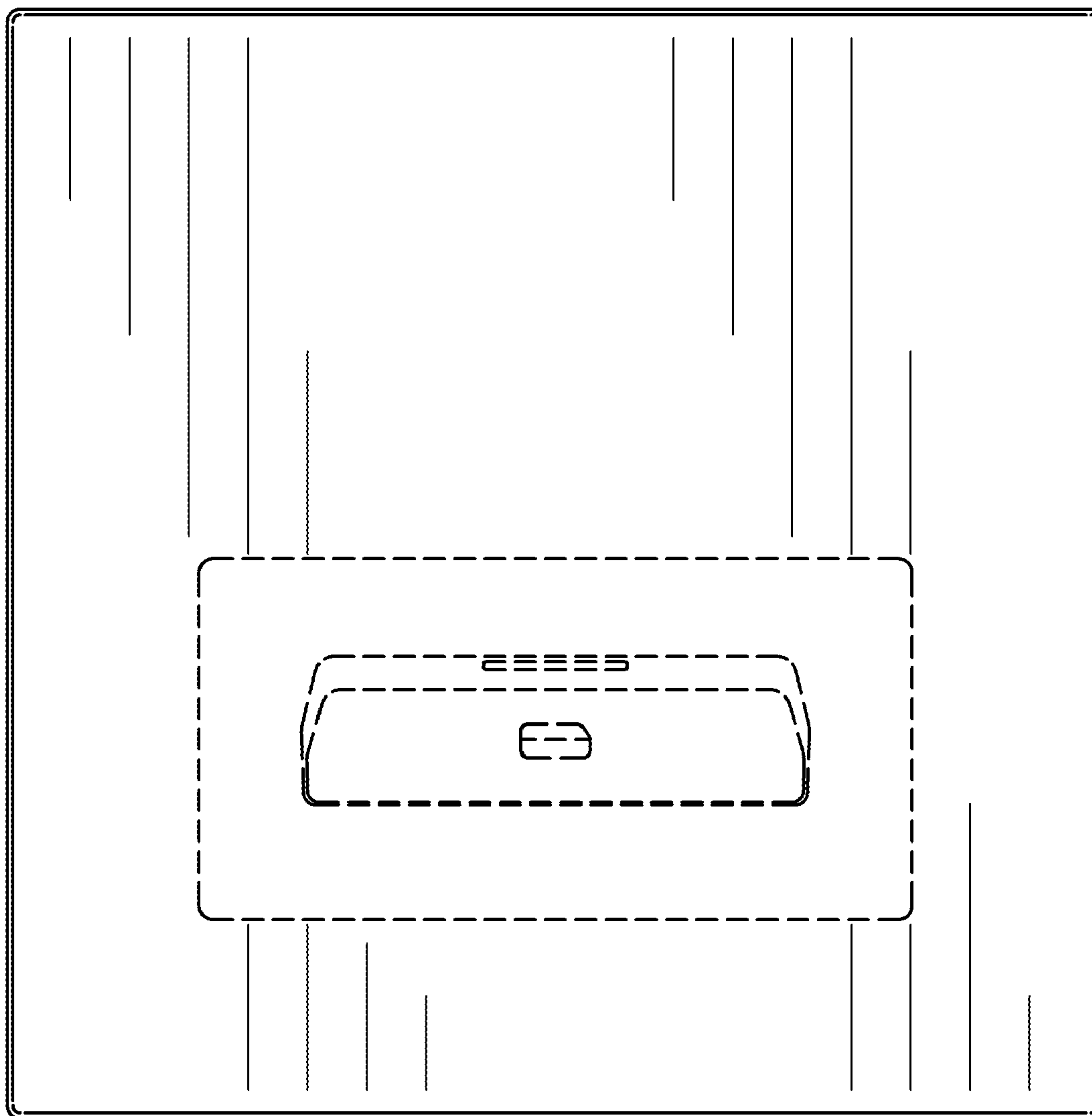


FIG. 2

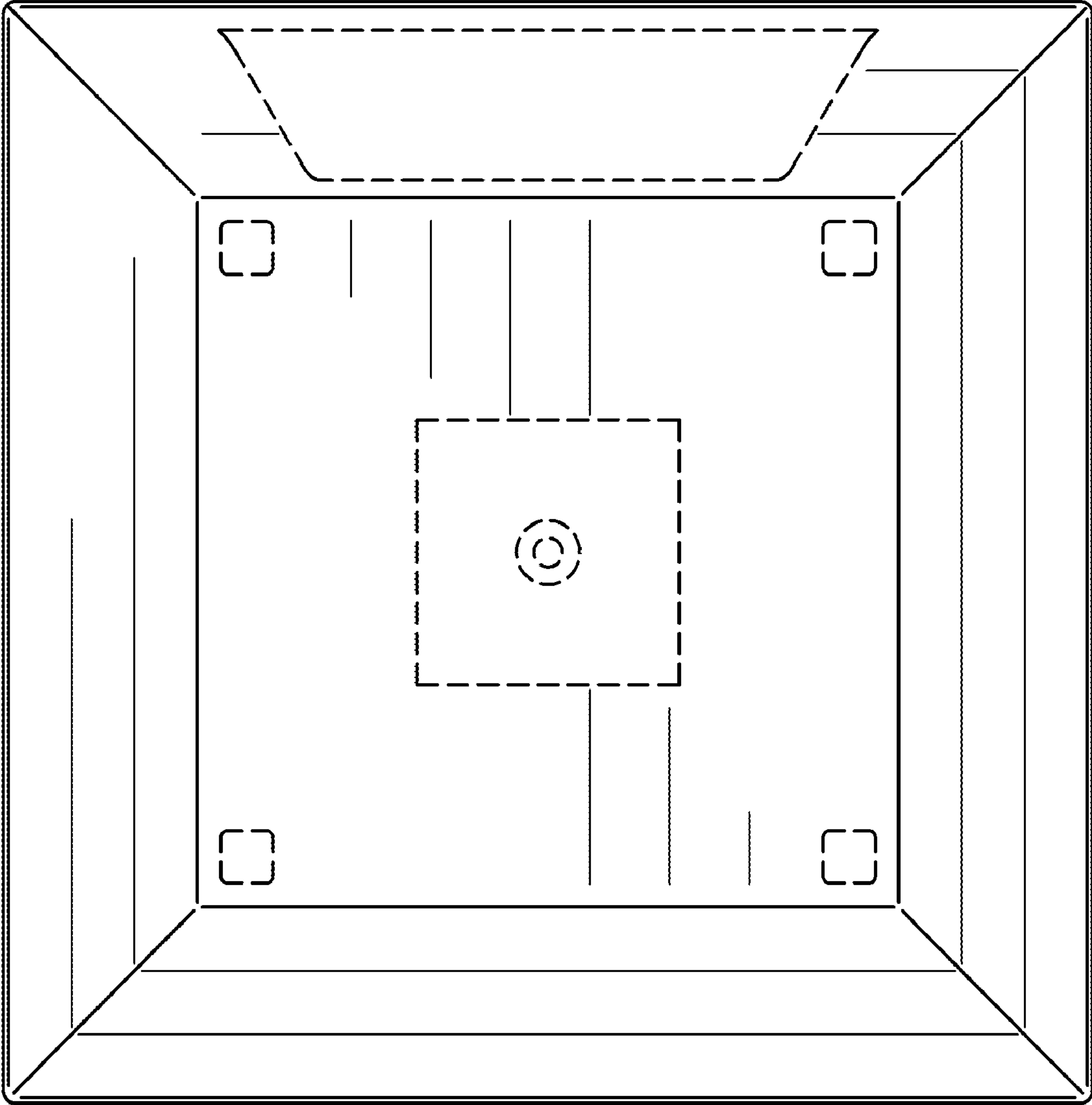


FIG. 3

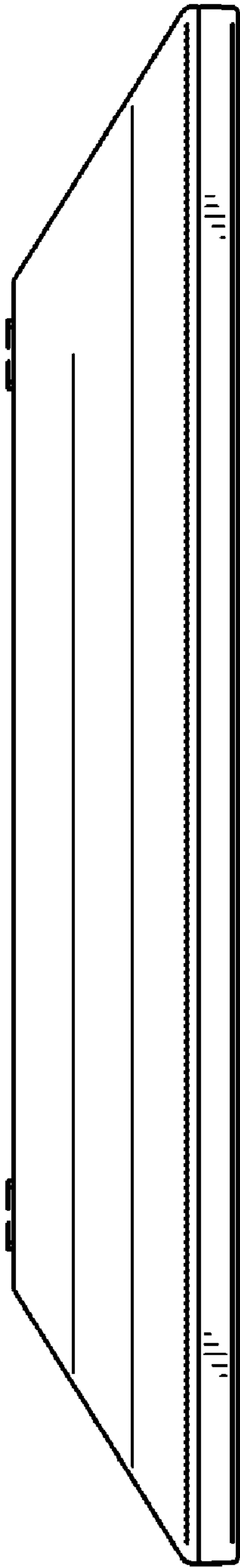


FIG. 4

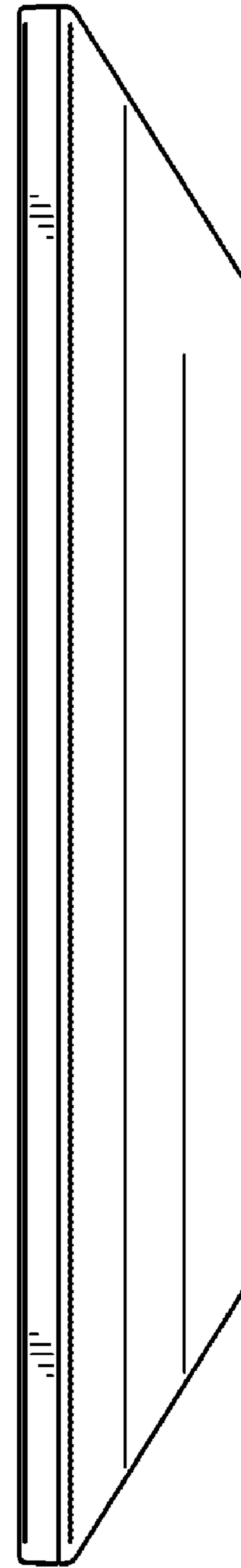


FIG. 5

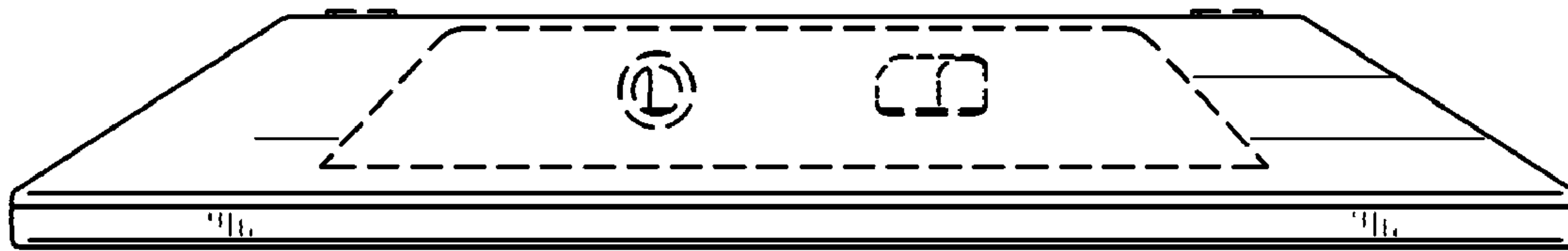


FIG. 6




FIG. 7