



US00D589874S

(12) **United States Design Patent**
Fontaine et al.

(10) **Patent No.:** **US D589,874 S**
(45) **Date of Patent:** **** Apr. 7, 2009**

(54) **TIRE**
(75) Inventors: **Sebastien Willy Fontaine**, Oberfeulen (LU); **Laurent Rene Nicolas Haas**, Thionville (FR); **Anne-France Gabrielle Jeanne-Marie Cambron**, Mersch (LU); **Vincent Dominique Claude Rion**, Aywaille (BE); **Jean Joseph Victor Collette**, Arlon (BE); **Alexander Ossipov**, Leuven (BE)

(73) Assignee: **The Goodyear Tire & Rubber Company**, Akron, OH (US)

(**) Term: **14 Years**

(21) Appl. No.: **29/323,635**

(22) Filed: **Aug. 28, 2008**

(51) **LOC (9) Cl.** **12-15**

(52) **U.S. Cl.** **D12/564**

(58) **Field of Classification Search** D12/533,
D12/546-567, 900-901; 152/209.1, 209.8-209.18,
152/209.25-209.28

See application file for complete search history.

(56) **References Cited**

U.S. PATENT DOCUMENTS

D322,237 S *	12/1991	Nakatani	D12/566
D354,029 S *	1/1995	Voigt et al.	D12/564
5,435,366 A *	7/1995	Voigt et al.	152/209.18
D361,966 S	9/1995	Graas et al.	D12/146
D379,449 S	5/1997	Graas et al.	D12/151
D379,787 S	6/1997	Maxwell et al.	D12/147
D429,194 S	8/2000	Heinen et al.	D12/147
D429,478 S	8/2000	Heinen et al.	D12/147
D431,800 S	10/2000	Heinen et al.	D12/147
D441,328 S *	5/2001	Heinen et al.	D12/558
D448,721 S *	10/2001	Ochi	D12/564
D451,068 S	11/2001	Heinen et al.	D12/547
D451,856 S	12/2001	Graas	D12/147
D451,868 S	12/2001	Graas et al.	D12/147
D452,198 S	12/2001	Heinen et al.	D12/146
D455,116 S	4/2002	Graas et al.	D12/553
D467,223 S *	12/2002	Baker et al.	D12/564
D471,509 S	3/2003	Graas	D12/545
D471,511 S	3/2003	Graas	D12/566

D504,106 S	4/2005	de Briey-Terlinden et al.	D12/553
D504,866 S	5/2005	Collette et al.	D12/553
D505,112 S	5/2005	Heinen et al.	D12/567
D512,682 S *	12/2005	Krenz et al.	D12/564
D533,131 S	12/2006	Fontaine et al.	D12/588
D548,677 S	8/2007	Welbes et al.	D12/553
D551,613 S *	9/2007	Lo	D12/564
D556,669 S *	12/2007	Fugier et al.	D12/563
D575,726 S *	8/2008	Fontaine et al.	D12/564

* cited by examiner

Primary Examiner—Stacia Cadmus

(74) *Attorney, Agent, or Firm*—Richard B. O’Planick

(57) **CLAIM**

The ornamental design for a tire, as shown and described.

DESCRIPTION

FIG. 1 is a perspective view of a tire showing our new design, it being understood that the pattern repeats uniformly throughout the circumference of the tread;

FIG. 2 is a front elevational view thereof;

FIG. 3 is a right side elevational view thereof; the other side being a mirror image thereof;

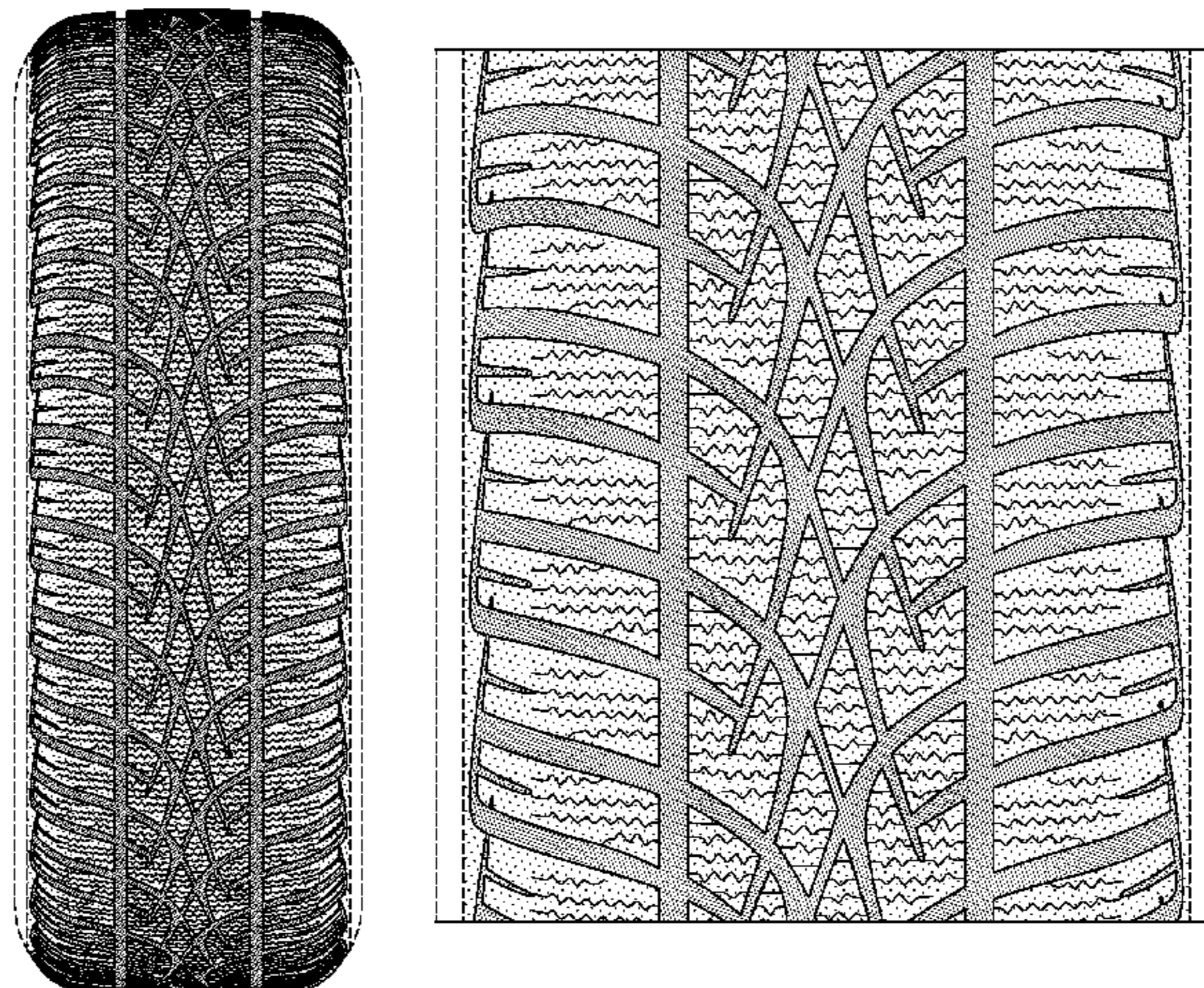
FIG. 4 is an enlarged fragmentary front elevational view thereof;

FIG. 5 is a perspective view of a second embodiment of a tire showing our new design, it being understood that the pattern repeats uniformly throughout the circumference of the tread and that the opposite side perspective view is a mirror image thereof; and,

FIG. 6 is a front elevational view of a second embodiment, it being understood that an enlarged fragmentary view thereof would be substantially identical to that shown in FIG. 4, with the exception of the inclusion of the sidewall in solid lines.

In the drawings, the broken line showing of the sidewall, inner bead and the peripheral boundary between the tire tread and the sidewall in FIGS. 1 through 4 depict environmental subject matter and form no part of the claimed design.

1 Claim, 6 Drawing Sheets



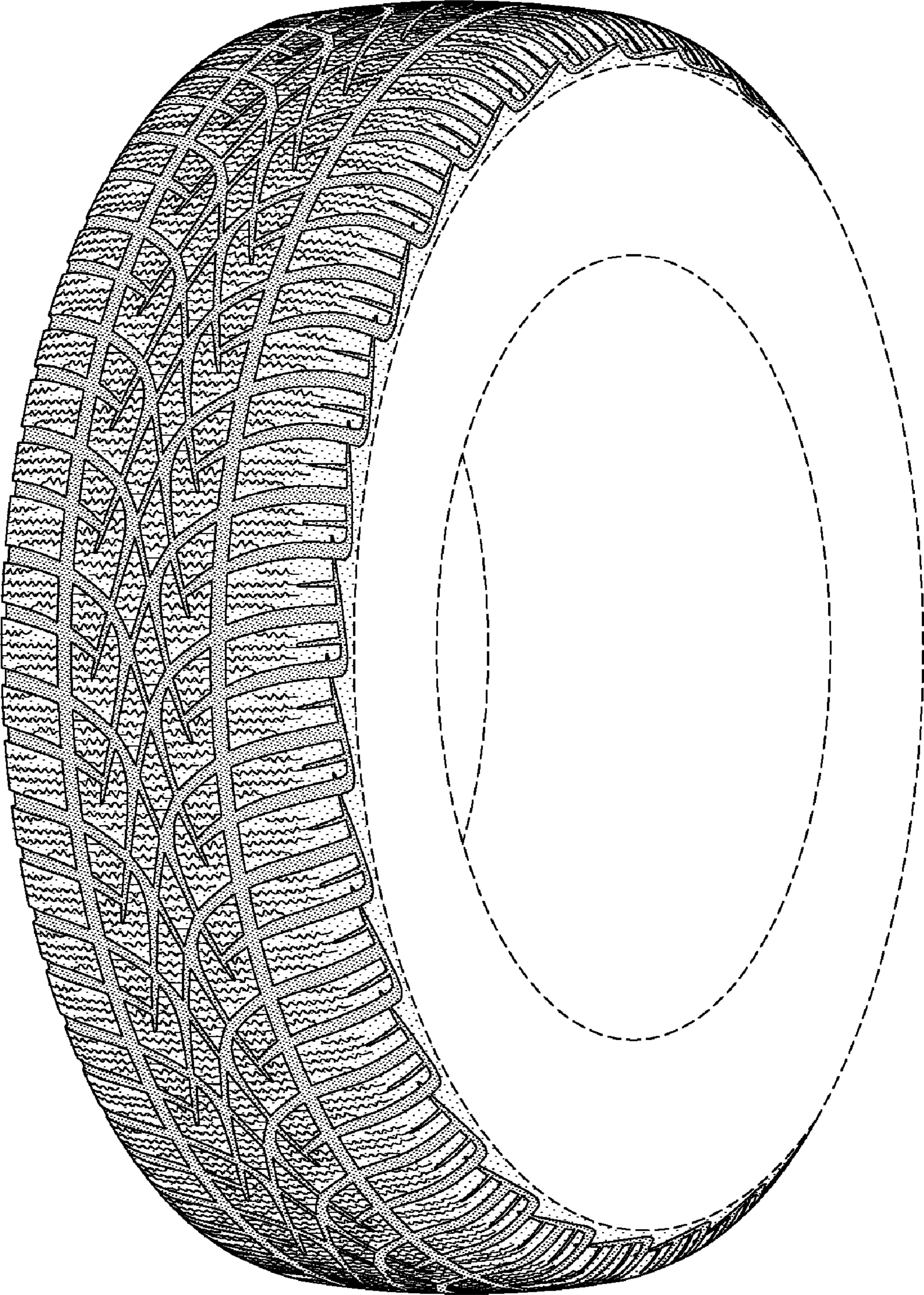


FIG-1

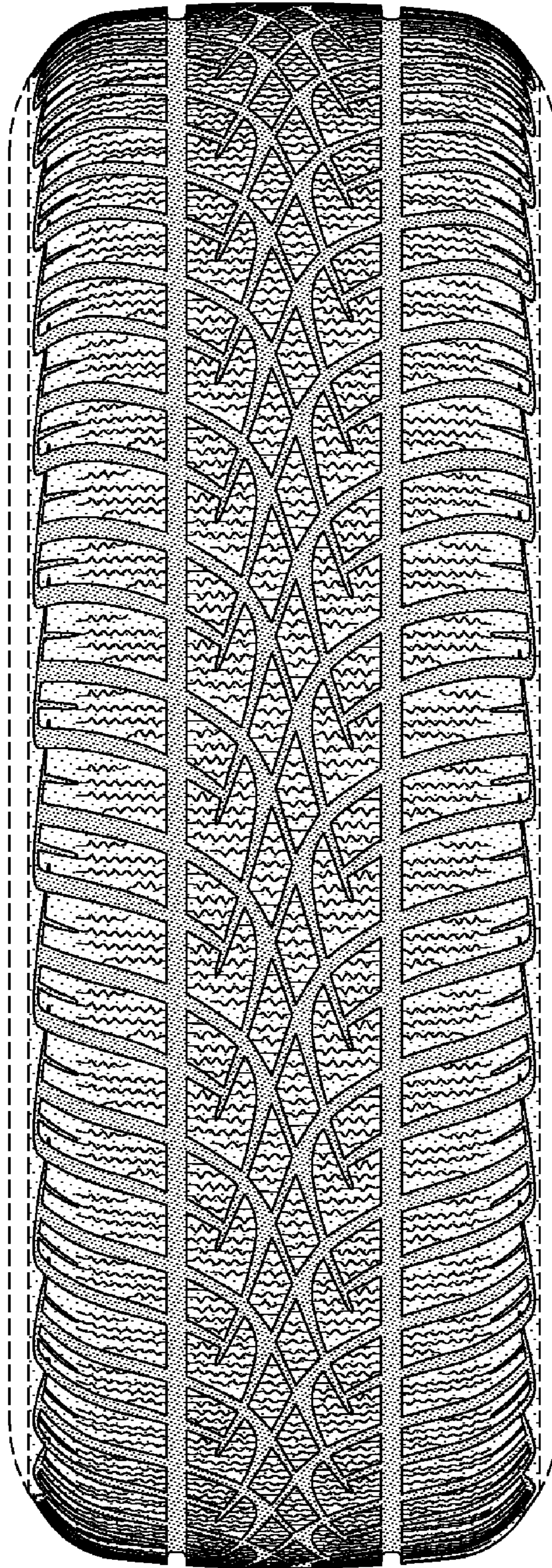


FIG-2

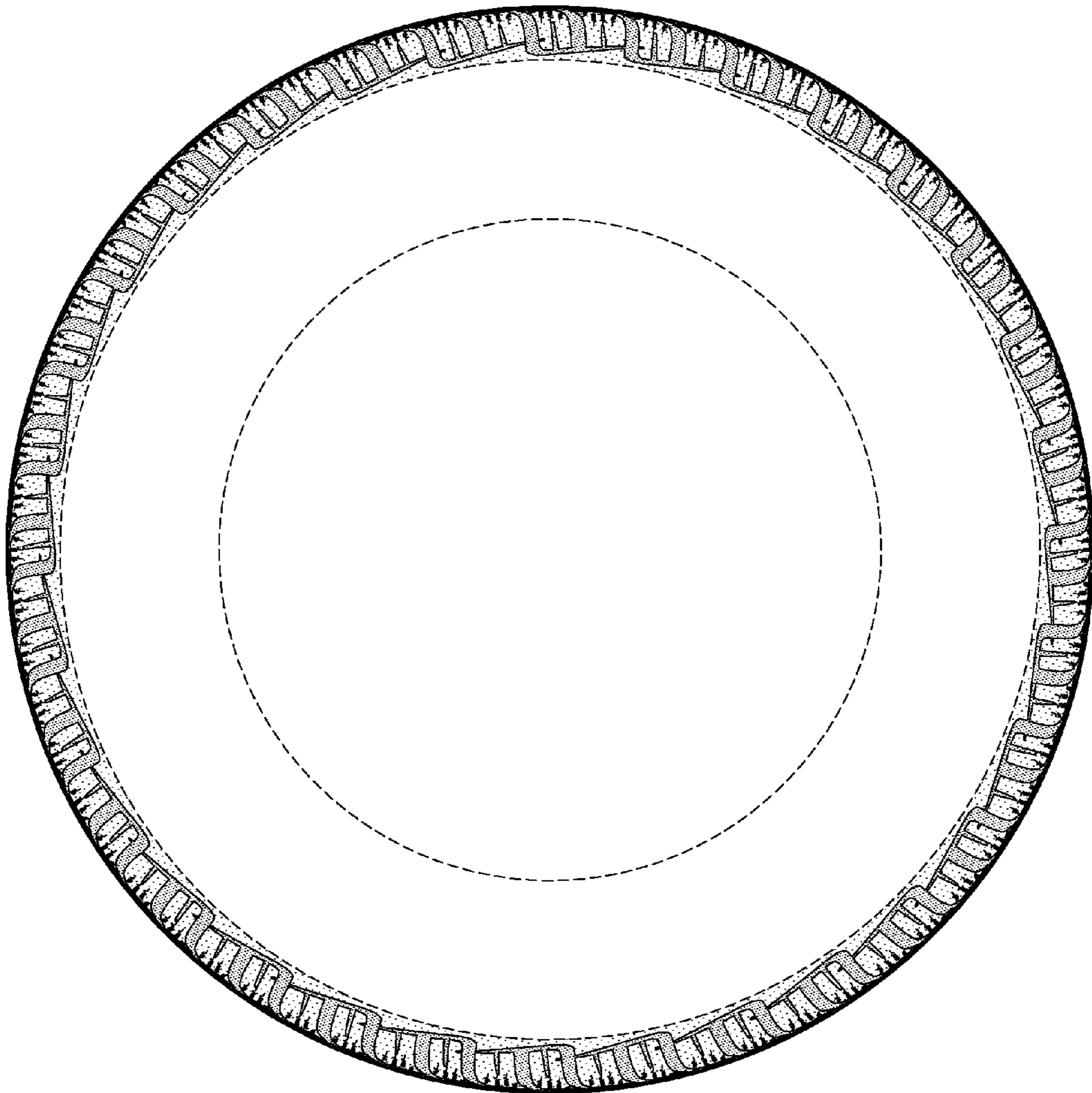


FIG-3

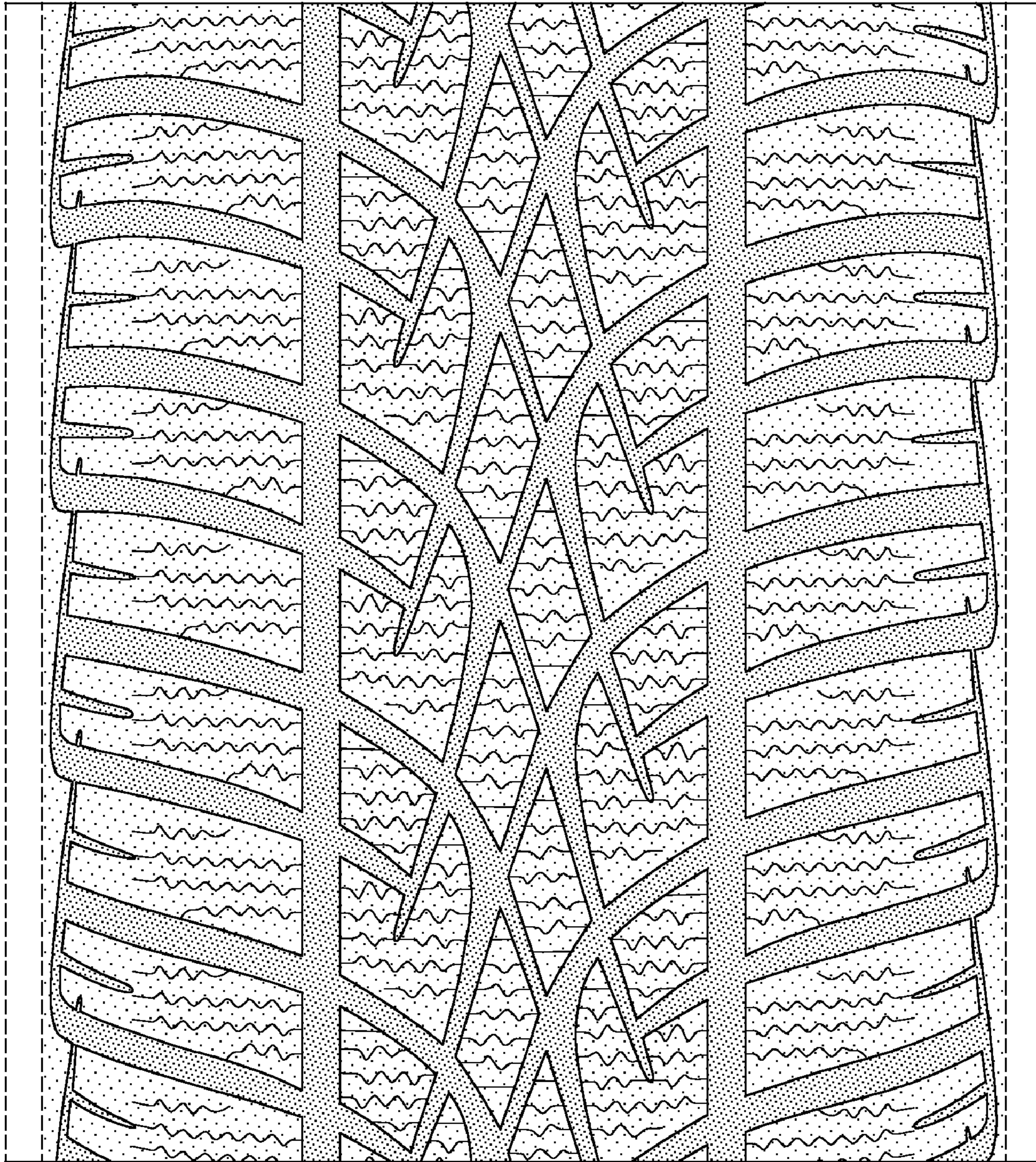


FIG-4

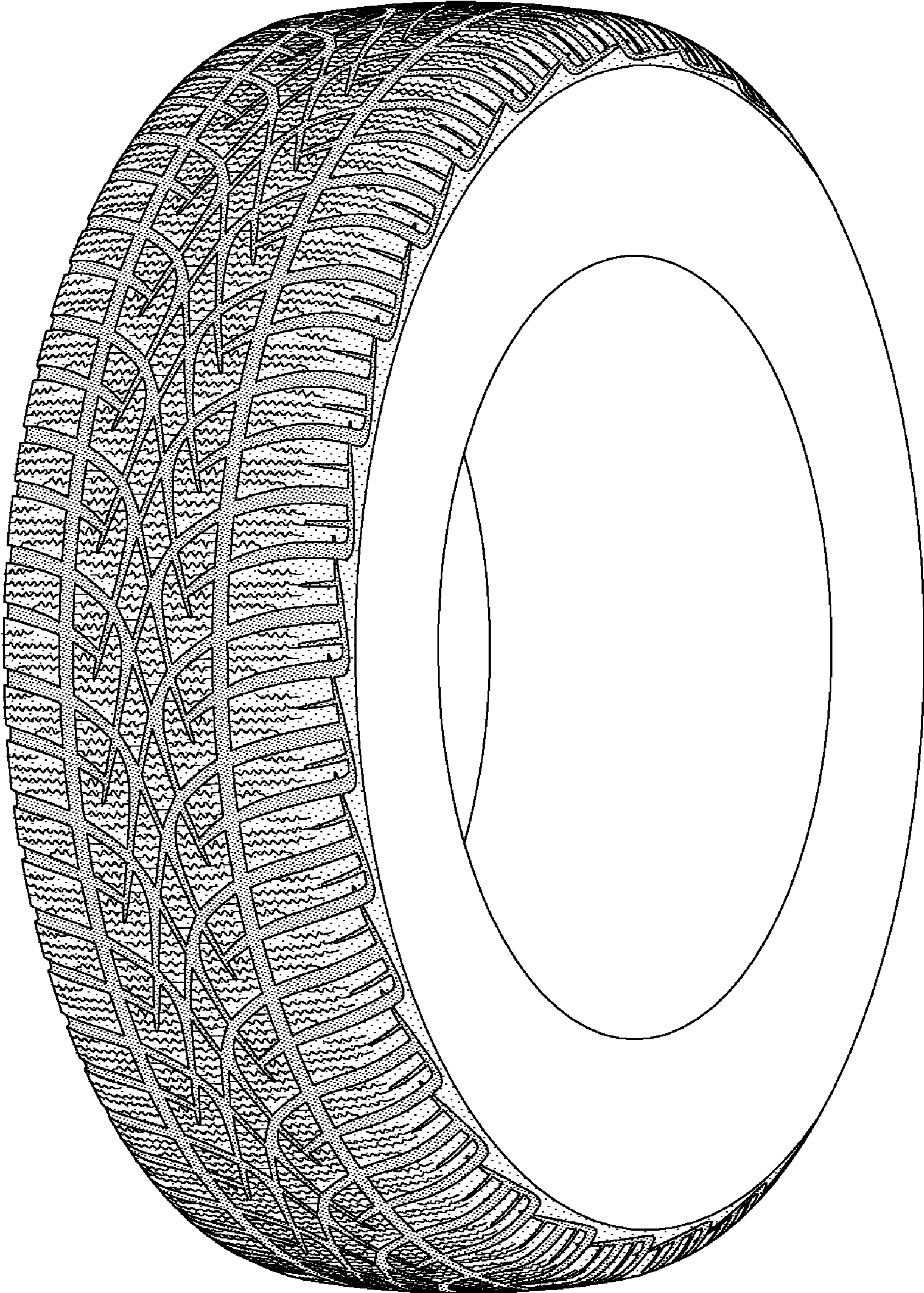


FIG-5

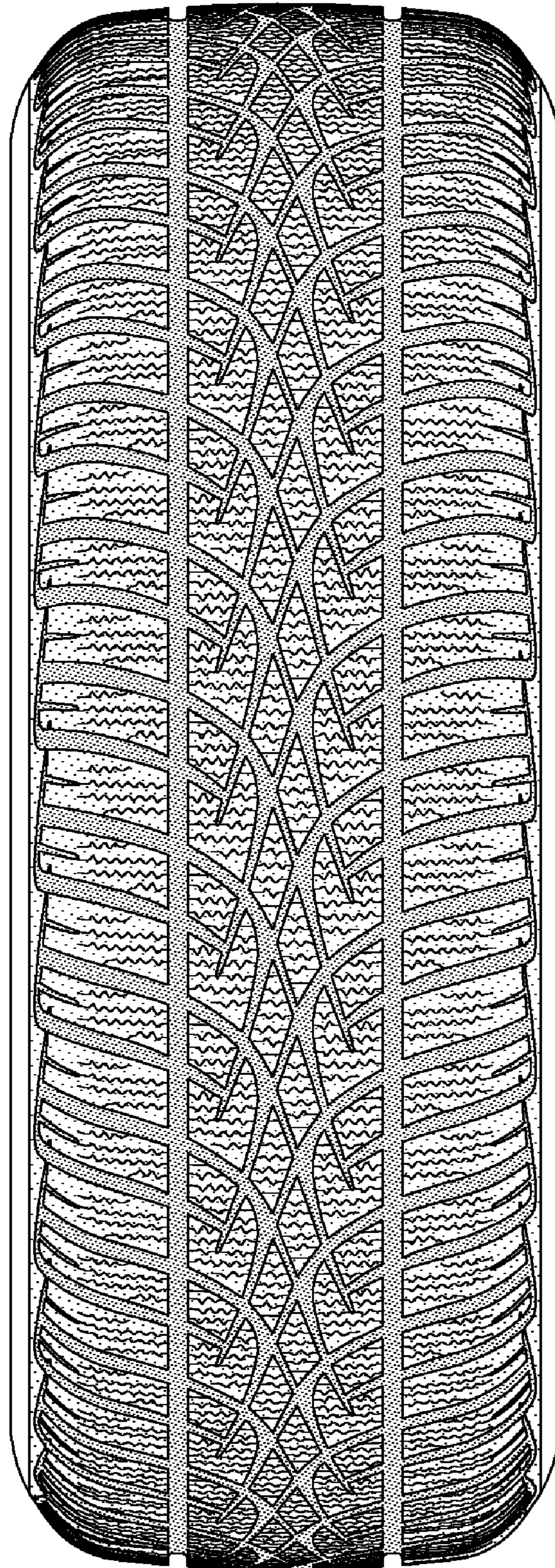


FIG-6