



US00D589870S

(12) **United States Design Patent**  
**Saint-Jalmes et al.**

(10) **Patent No.:** **US D589,870 S**  
(45) **Date of Patent:** **\*\* Apr. 7, 2009**

(54) **ELEMENTS OF AN AIRCRAFT MODULE**

(75) Inventors: **Bruno Saint-Jalmes**, Toulouse (FR);  
**Jason Zaneboni**, Blagnac (FR);  
**Bernard Rumeau**, Cornebarrieu (FR)

(73) Assignee: **Airbus SAS**, Blagnac Cedex (FR)

(\*\*) Term: **14 Years**

(21) Appl. No.: **29/281,141**

(22) Filed: **Jun. 15, 2007**

(51) **LOC (9) Cl.** ..... **12-07**

(52) **U.S. Cl.** ..... **D12/345; D6/396; D12/415**

(58) **Field of Classification Search** ..... D12/317-319,  
D12/345, 400, 415, 419, 423-426, 426.1;  
244/117 R, 119

See application file for complete search history.

(56) **References Cited**

**U.S. PATENT DOCUMENTS**

D304,263 S \* 10/1989 Mull ..... D12/419  
D478,102 S \* 8/2003 Utsugi ..... D15/83

**OTHER PUBLICATIONS**

U.S. Appl. No. 29/281,139. Title: Aircraft Lighting Effect, filed Jun. 15, 2007.  
U.S. Appl. No. 29/281,143. Title: Aircraft Ceiling, filed Jun. 15, 2007.  
U.S. Appl. No. 29/281,157. Title: Aircraft Furniture, filed Jun. 15, 2007.

U.S. Appl. No. 29/281,145. Title: Aircraft Seat, filed Jun. 15, 2007.

\* cited by examiner

*Primary Examiner*—Charles A Rademaker

*Assistant Examiner*—Dana L Sipos

(74) *Attorney, Agent, or Firm*—Osler, Hoskin & Harcourt LLP

(57) **CLAIM**

We claim the ornamental design for an element of an aircraft module, as shown and described.

**DESCRIPTION**

FIG. 1 is a top, front, right side perspective view of an element of an aircraft module showing our new design;

FIG. 2 is a top plan view thereof;

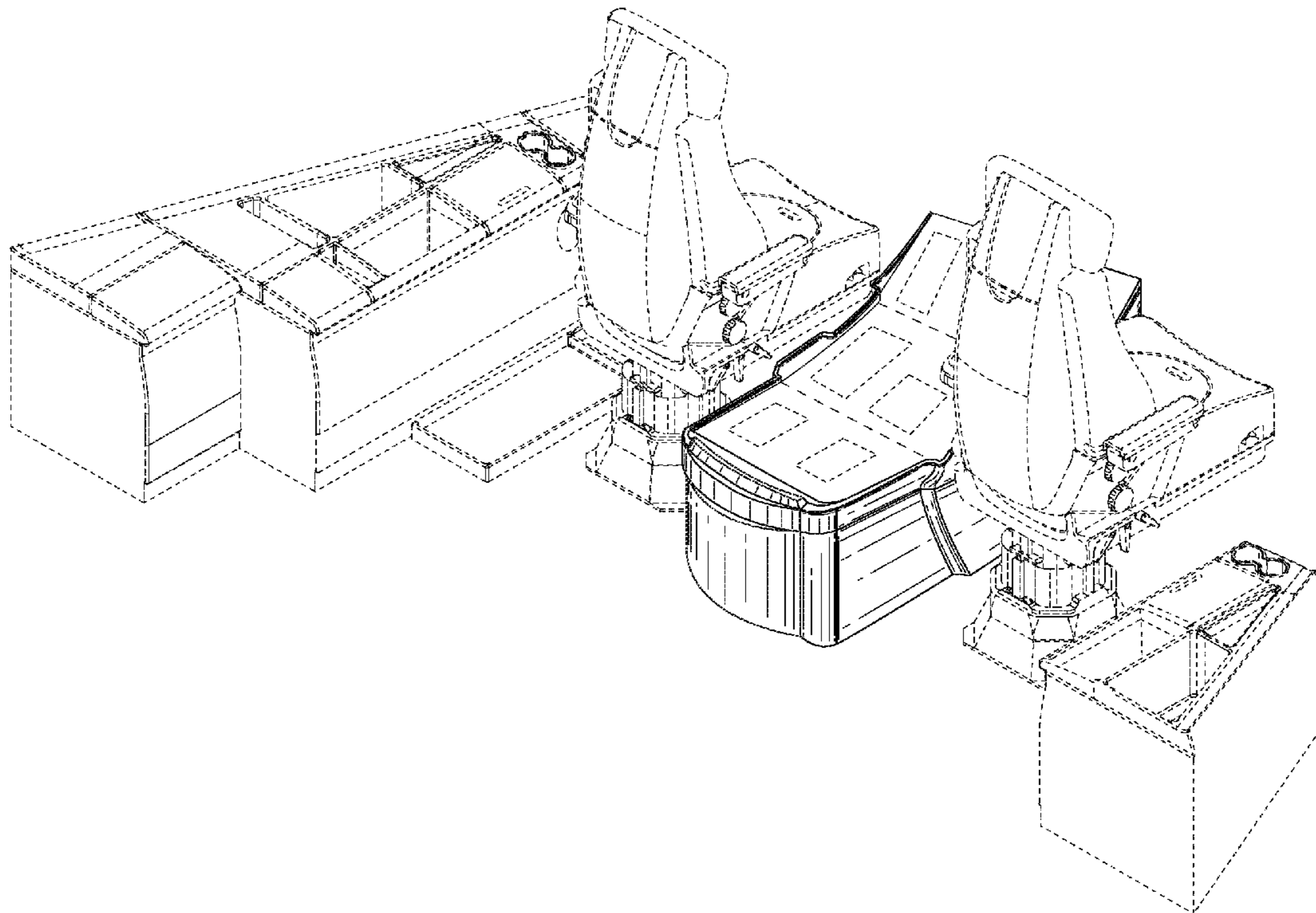
FIG. 3 is a left side elevation view thereof, the right side elevation view being a mirror image;

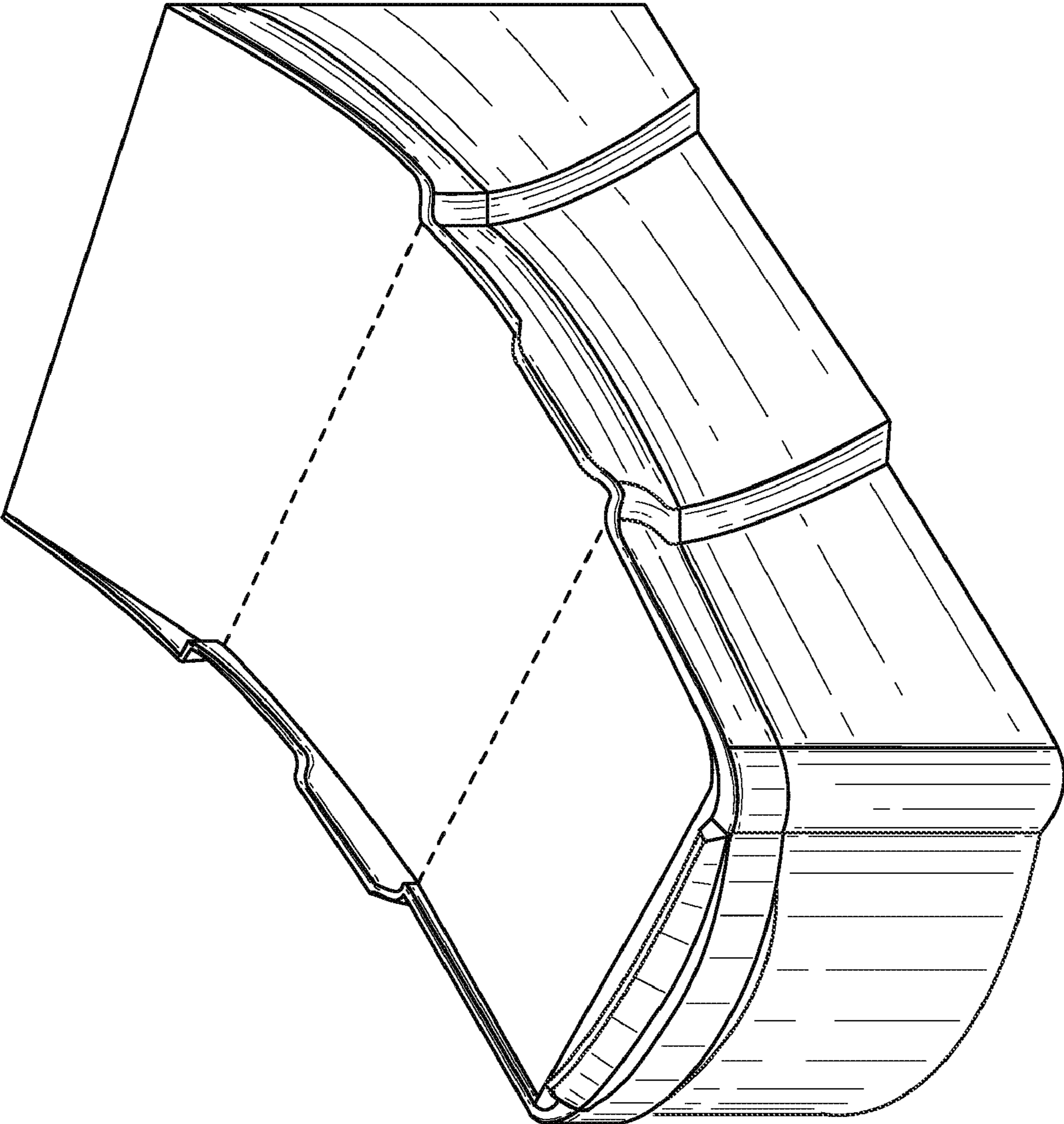
FIG. 4 is a front elevation view thereof; and,

FIG. 5 is a top, front, right side perspective view of the elements of an aircraft module of FIG. 1 shown with environmental structure, being additional elements of an aircraft shown in broken lines.

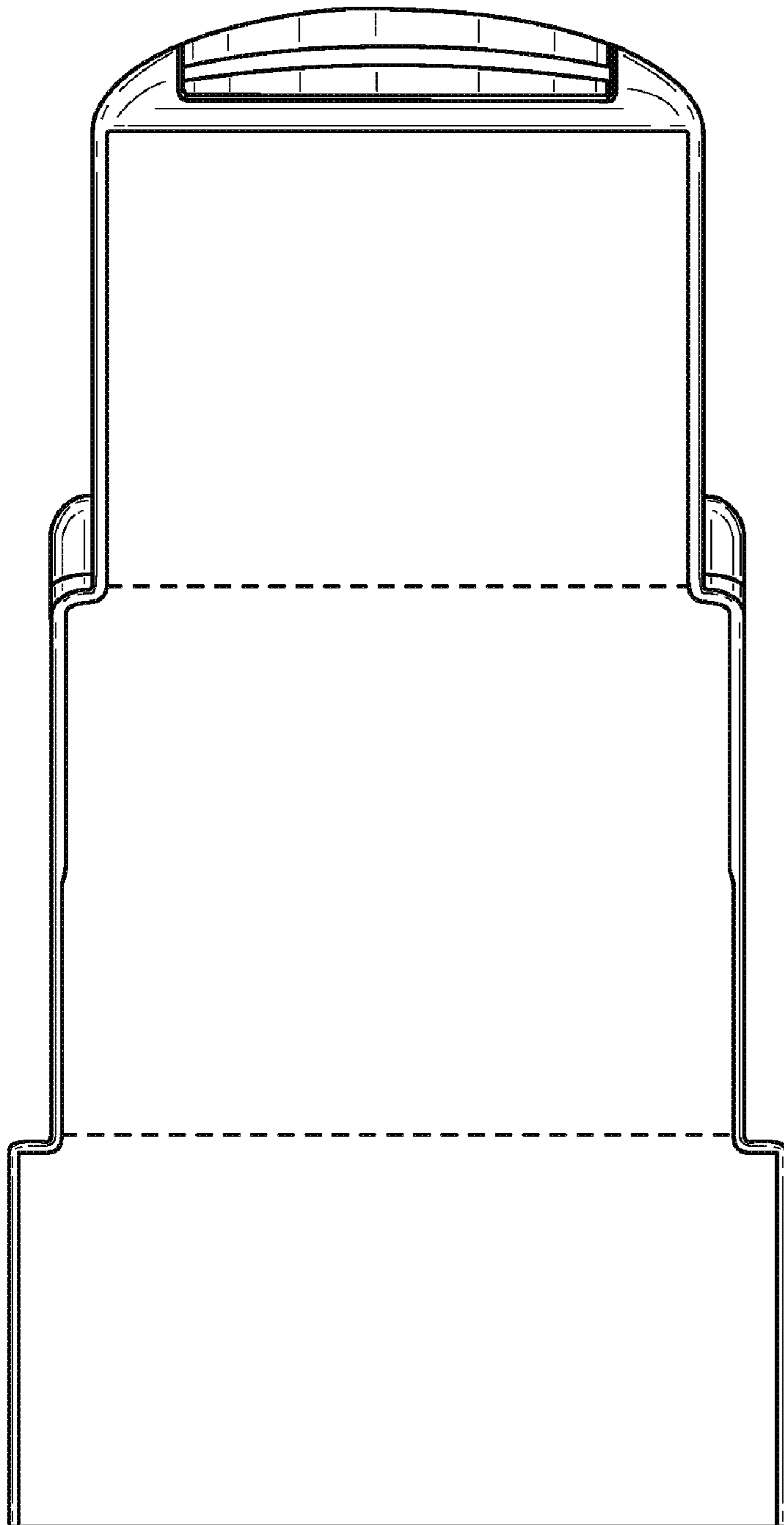
Throughout the Figures, broken lines showing environment or structure are for illustrative purposes only and form no part of the claimed design. Unshaded portions of the article and portions of the article not shown in the drawings, form no part of the claimed design.

**1 Claim, 5 Drawing Sheets**






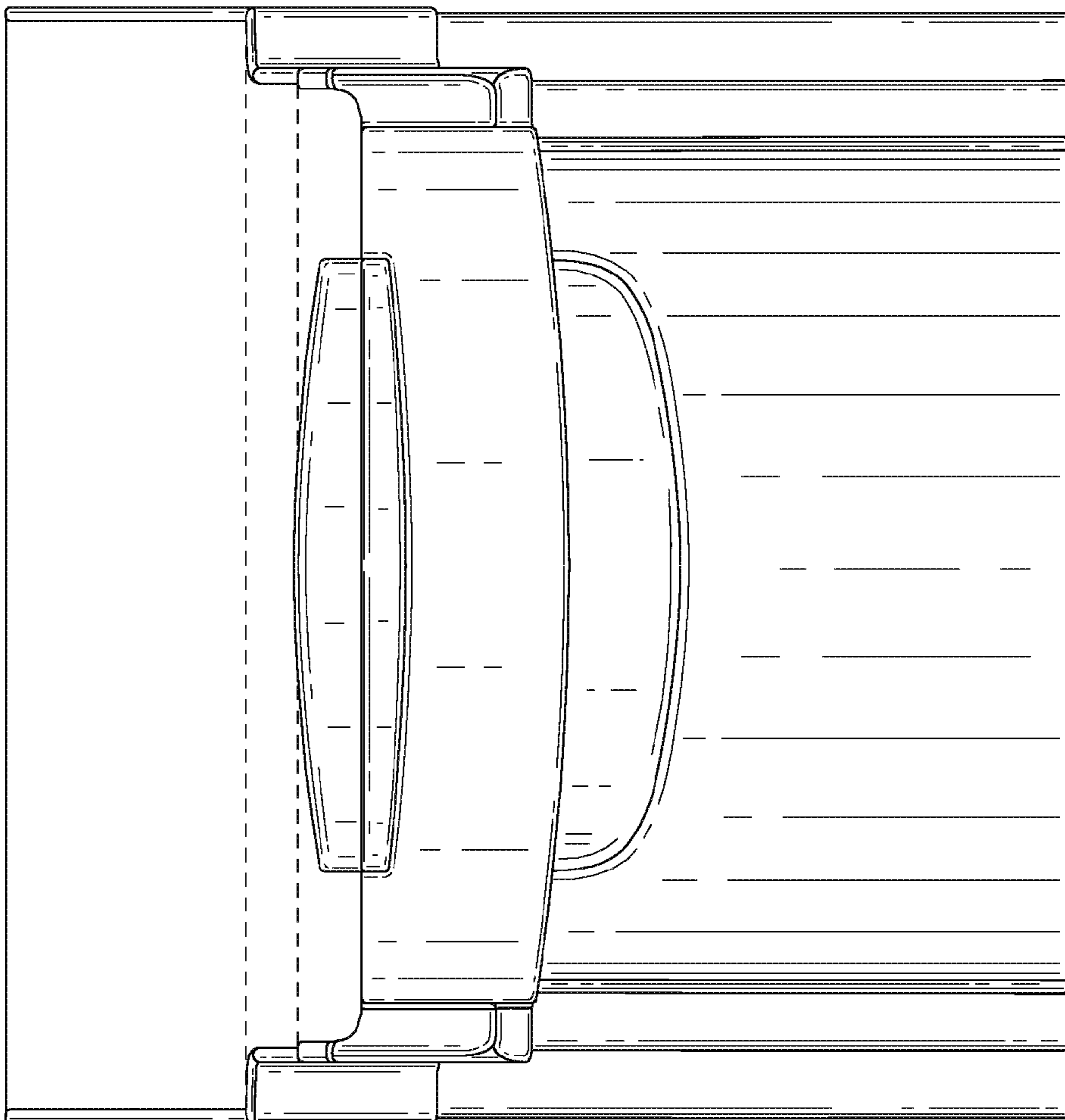
**FIG. 1**



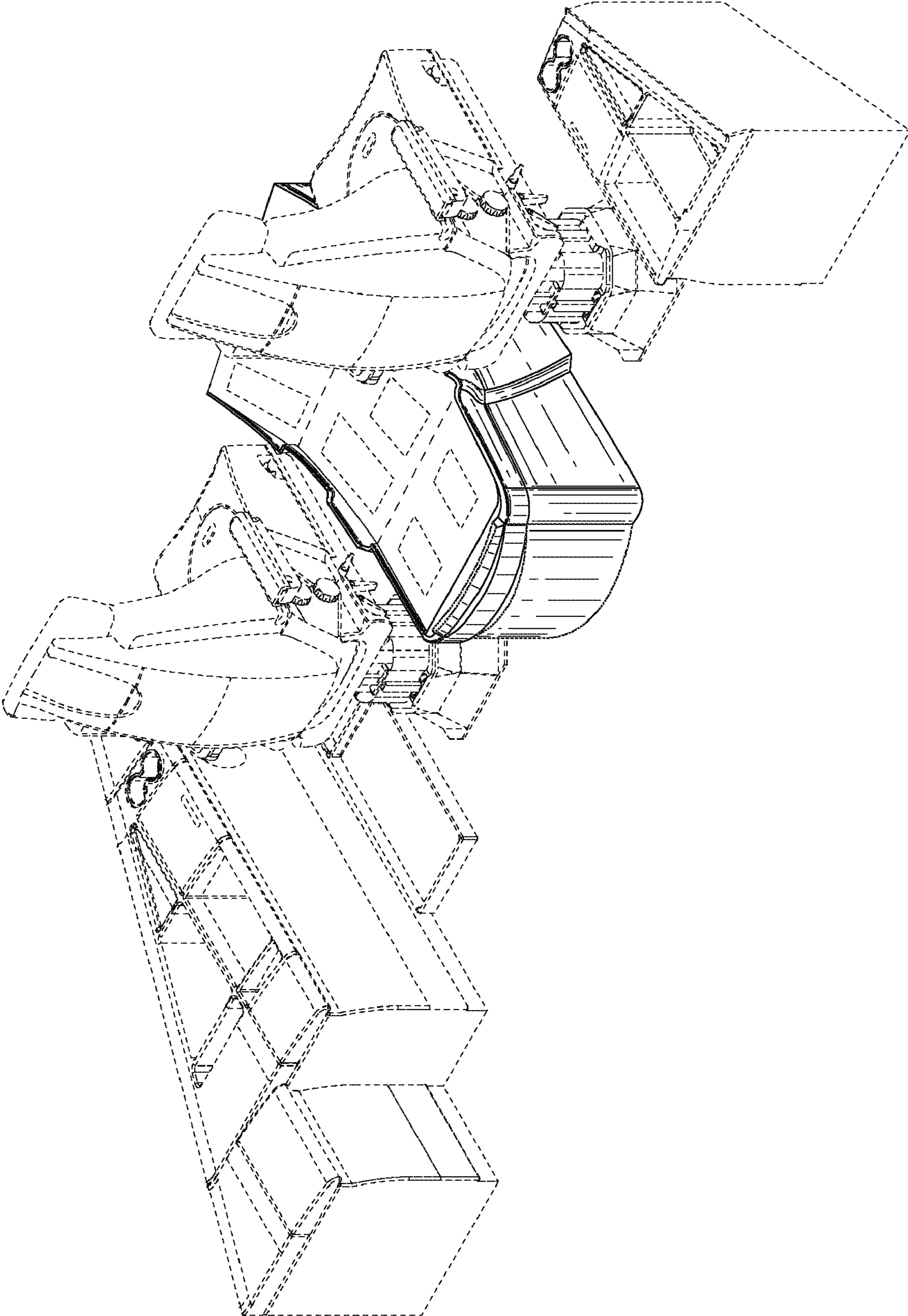
**FIG. 2**



**FIG. 3**



**FIG. 4**



**FIG. 5**