



US00D589869S

(12) **United States Design Patent**
Bock

(10) **Patent No.:** **US D589,869 S**

(45) **Date of Patent:** **** Apr. 7, 2009**

(54) **ELEMENT OF AN AIRCRAFT PARTITION**

Primary Examiner—Charles A Rademaker

Assistant Examiner—Dana L Sipos

(75) **Inventor:** **Thomas-Mathias Bock**, Grenade sur
Garonne (FR)

(74) *Attorney, Agent, or Firm*—Osler, Hoskin & Harcourt
LLP

(73) **Assignee:** **Airbus SAS**, Blagnac Cedex (FR)

(57) **CLAIM**

(**) **Term:** **14 Years**

I claim the ornamental design for an element of an aircraft
partition, as shown and described.

(21) **Appl. No.:** **29/278,874**

(22) **Filed:** **Apr. 12, 2007**

DESCRIPTION

(51) **LOC (9) Cl.** **12-07**

(52) **U.S. Cl.** **D12/345**

(58) **Field of Classification Search** D12/317–319,
D12/345, 400, 426; 244/117 R, 118.5, 119–121,
244/129.3; 52/64; D6/332, 356, 436; D25/58
See application file for complete search history.

FIG. 1 is a front, left side perspective view of an element of an
aircraft partition, according to my new design;

FIG. 2 is a front elevation view thereof, the rear elevation view
being a mirror image;

FIG. 3 is a top plan view thereof;

FIG. 4 is a right side elevation view thereof;

FIG. 5 is a left side elevation view thereof; and,

FIG. 6 is a front elevation view of the element of an aircraft
partition of FIG. 1 shown with environmental structure, being
elements of an aircraft interior in broken lines.

(56) **References Cited**

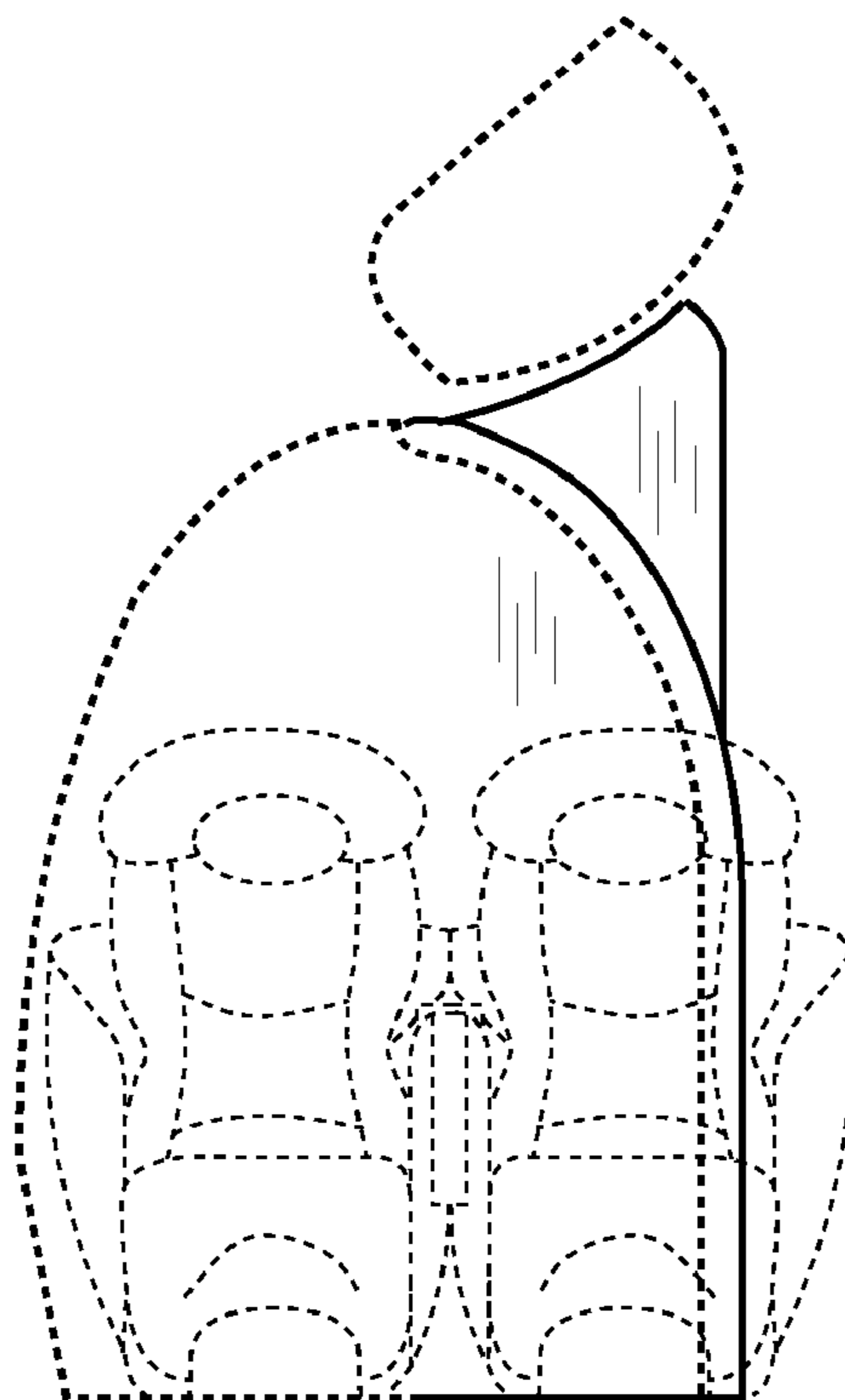
U.S. PATENT DOCUMENTS

| | | | | |
|----------------|---------|------------------|-------|-----------|
| D246,304 S * | 11/1977 | Horn | | D12/195 |
| D365,933 S * | 1/1996 | Spielvogel | | D6/332 |
| D368,170 S * | 3/1996 | Spielvogel | | D6/332 |
| D369,681 S * | 5/1996 | Spielvogel | | D6/332 |
| D371,247 S * | 7/1996 | Spielvogel | | D6/332 |
| D456,338 S * | 4/2002 | Granzeier et al. | | D12/345 |
| D458,040 S * | 6/2002 | Stannis et al. | | D6/332 |
| D460,630 S * | 7/2002 | Ritch et al. | | D6/332 |
| 6,523,779 B1 * | 2/2003 | Michel | | 244/118.5 |

Throughout the Figures, broken lines showing environment
or structure are for illustrative purposes only and form no part
of the claimed design. Unshaded portions of the article and
portions of the article not shown in the drawings, form no part
of the claimed design.

* cited by examiner

1 Claim, 3 Drawing Sheets



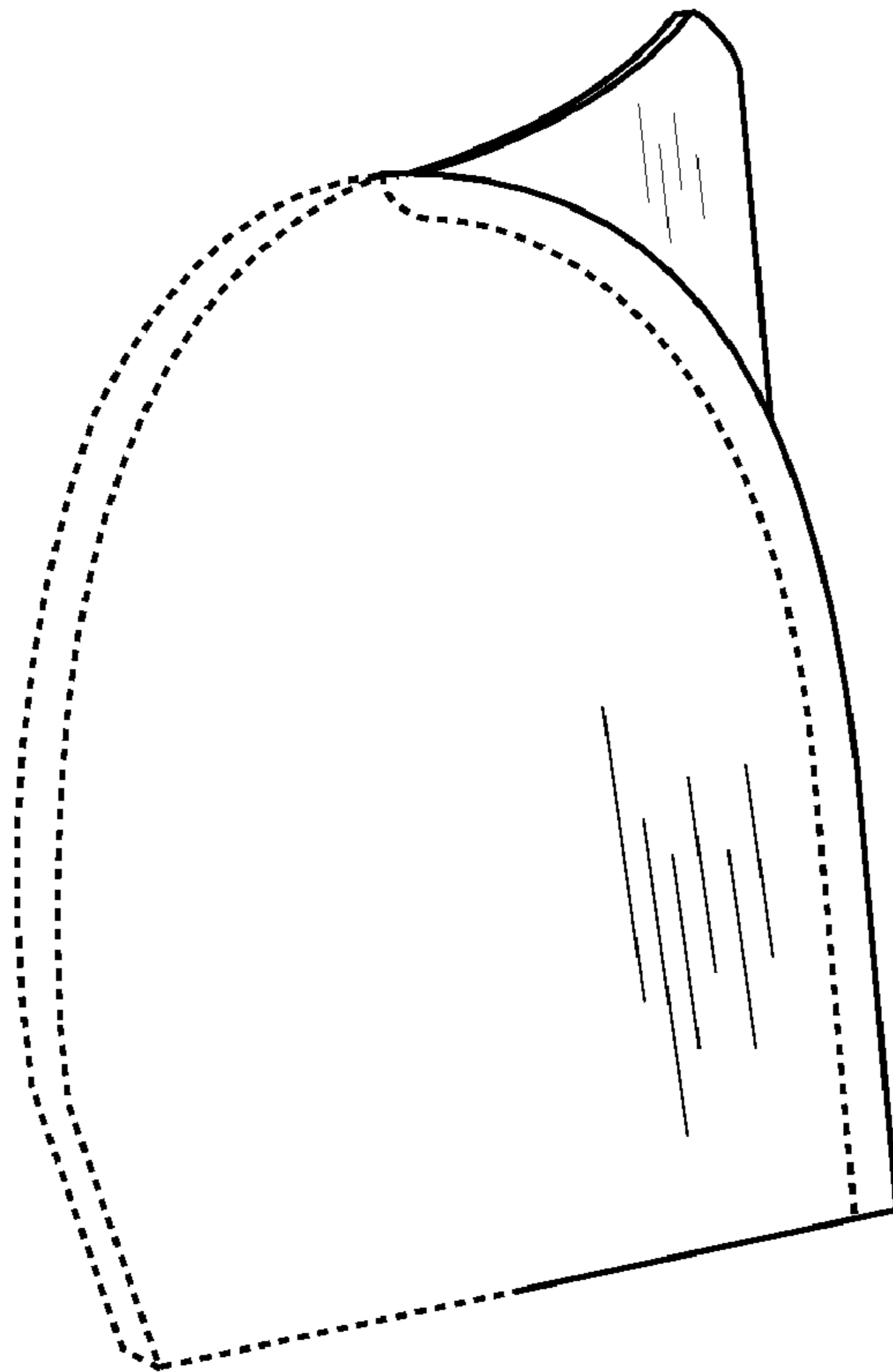


FIG. 1

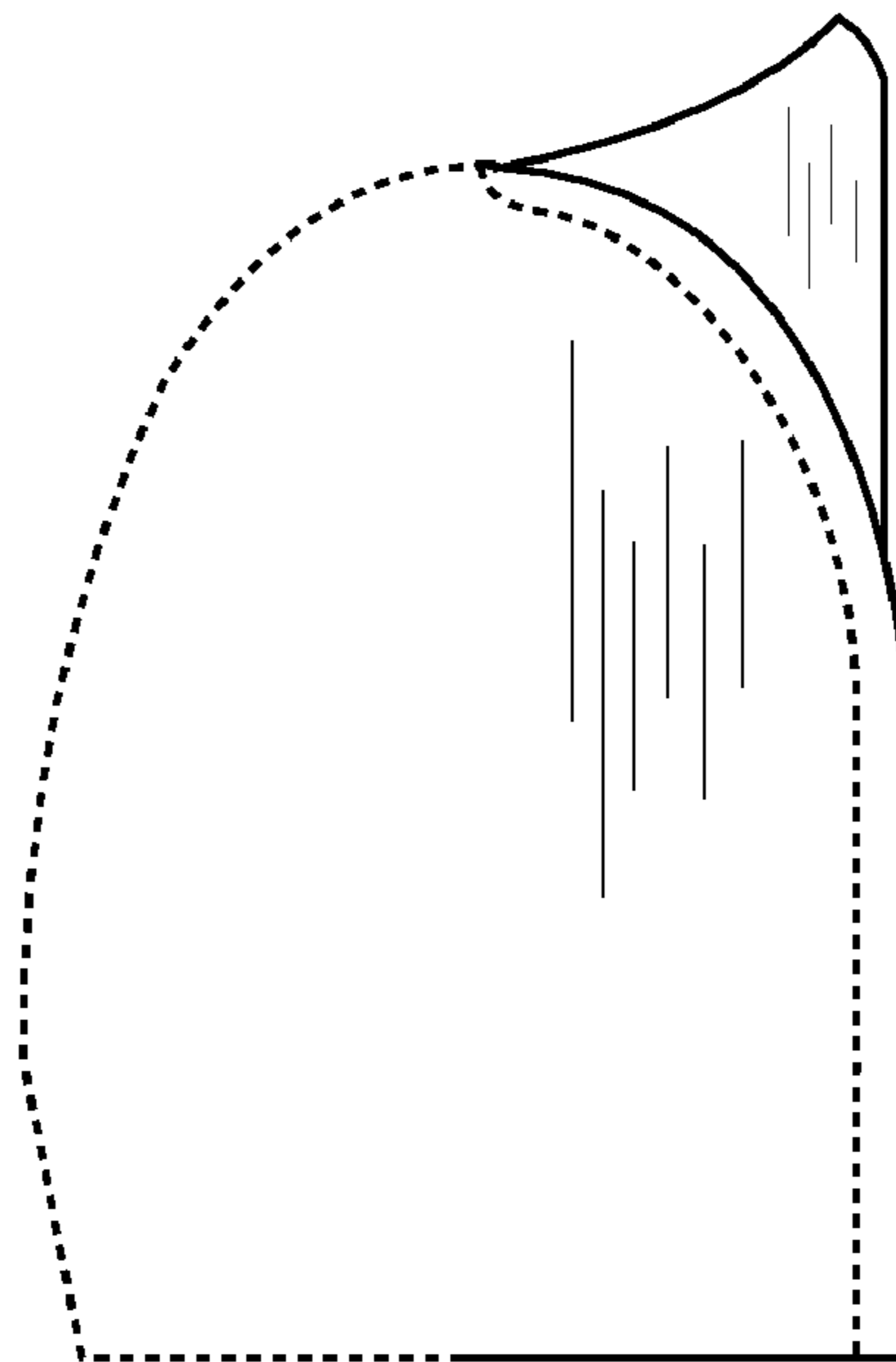


FIG. 2



FIG. 3




FIG. 4



FIG. 5

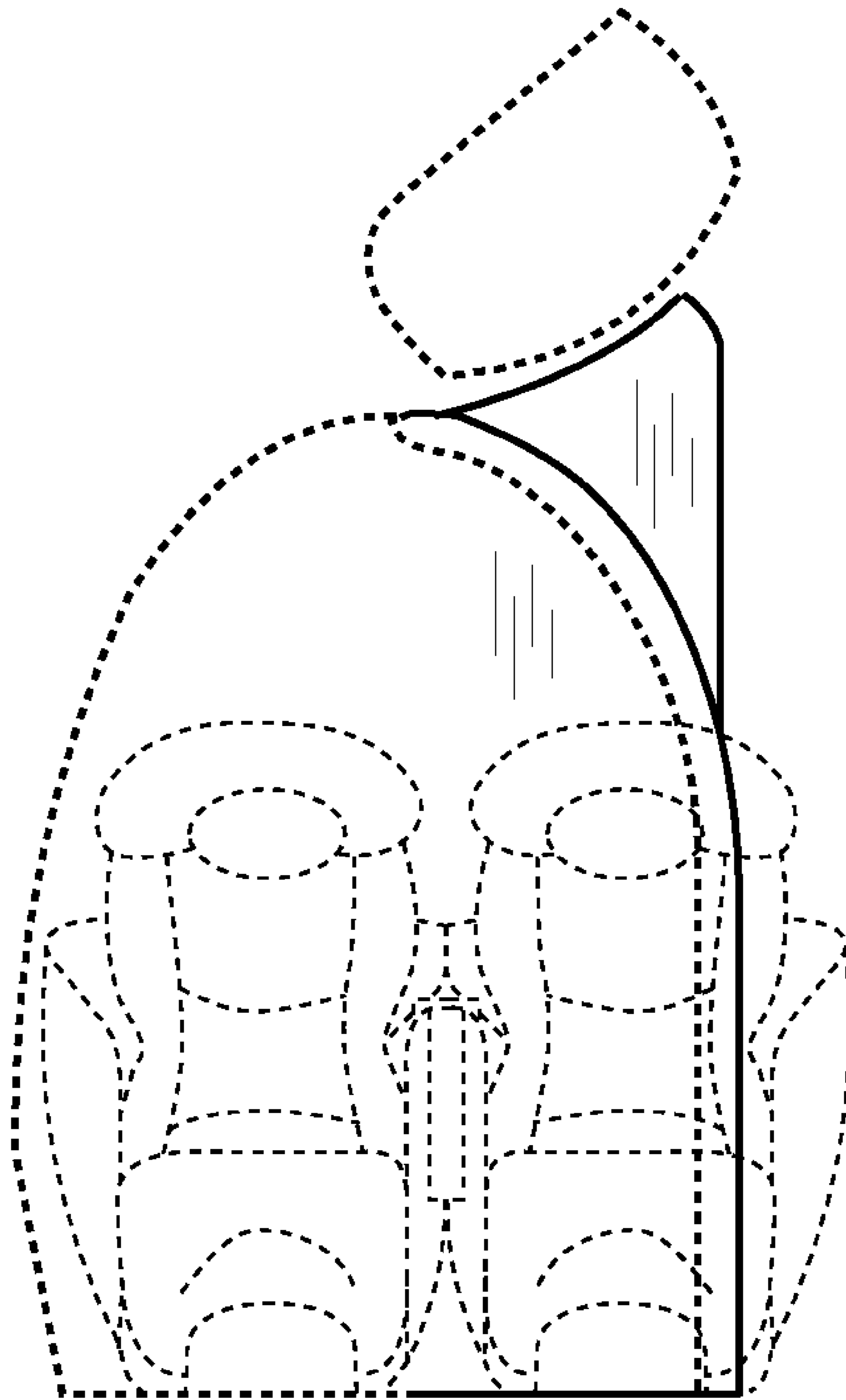


FIG. 6