



US00D589865S

(12) **United States Design Patent**
Jung et al.

(10) **Patent No.:** **US D589,865 S**

(45) **Date of Patent:** **** Apr. 7, 2009**

(54) **WHEEL**

(75) Inventors: **Chi Jung**, Torrance, CA (US); **Roger Brown**, Corona, CA (US); **David Esparza**, Long Beach, CA (US)

(73) Assignee: **Honda Motor Co., Ltd.**, Tokyo (JP)

(**) Term: **14 Years**

(21) Appl. No.: **29/298,834**

(22) Filed: **Dec. 13, 2007**

(51) **LOC (9) Cl.** **12-16**

(52) **U.S. Cl.** **D12/209**

(58) **Field of Classification Search** D12/204–213;
301/37.101, 64.101, 65, 64.201
See application file for complete search history.

(56) **References Cited**

U.S. PATENT DOCUMENTS

D391,913 S *	3/1998	Chung	D12/209
D412,693 S *	8/1999	Kulla	D12/211
D421,590 S *	3/2000	Sacco et al.	D12/209
D450,648 S *	11/2001	Oota	D12/211
D499,681 S *	12/2004	Boyer	D12/209
D503,371 S *	3/2005	Boyer	D12/211
D503,915 S *	4/2005	Markefka	D12/209
D504,649 S *	5/2005	Pfeiffer	D12/209
D504,650 S *	5/2005	Ishiwata	D12/209
D504,858 S *	5/2005	Pfeiffer	D12/209
D505,371 S *	5/2005	Hueller	D12/209

D505,903 S *	6/2005	Nordmann	D12/209
D507,221 S *	7/2005	Stopka	D12/209
D513,221 S *	12/2005	Pfeiffer	D12/211
D519,434 S *	4/2006	Werner	D12/211
D520,929 S *	5/2006	Matei et al.	D12/209
D522,429 S *	6/2006	Ishiwata	D12/209
D529,429 S *	10/2006	Hsu	D12/209
D535,933 S *	1/2007	Markefka	D12/209
D536,294 S *	2/2007	Laengerer	D12/211
D551,150 S *	9/2007	Hueller et al.	D12/211
D555,566 S *	11/2007	Hlinovsky	D12/209
D570,759 S *	6/2008	Antoniadis et al.	D12/209
D576,534 S *	9/2008	Pfeiffer	D12/209
D580,335 S *	11/2008	Choi et al.	D12/211

* cited by examiner

Primary Examiner—Cathron C Brooks

Assistant Examiner—Austin Murphy

(74) *Attorney, Agent, or Firm*—Plumsea Law Group, LLC;
Mark E. Duell

(57) **CLAIM**

The ornamental design for a wheel, as shown and described.

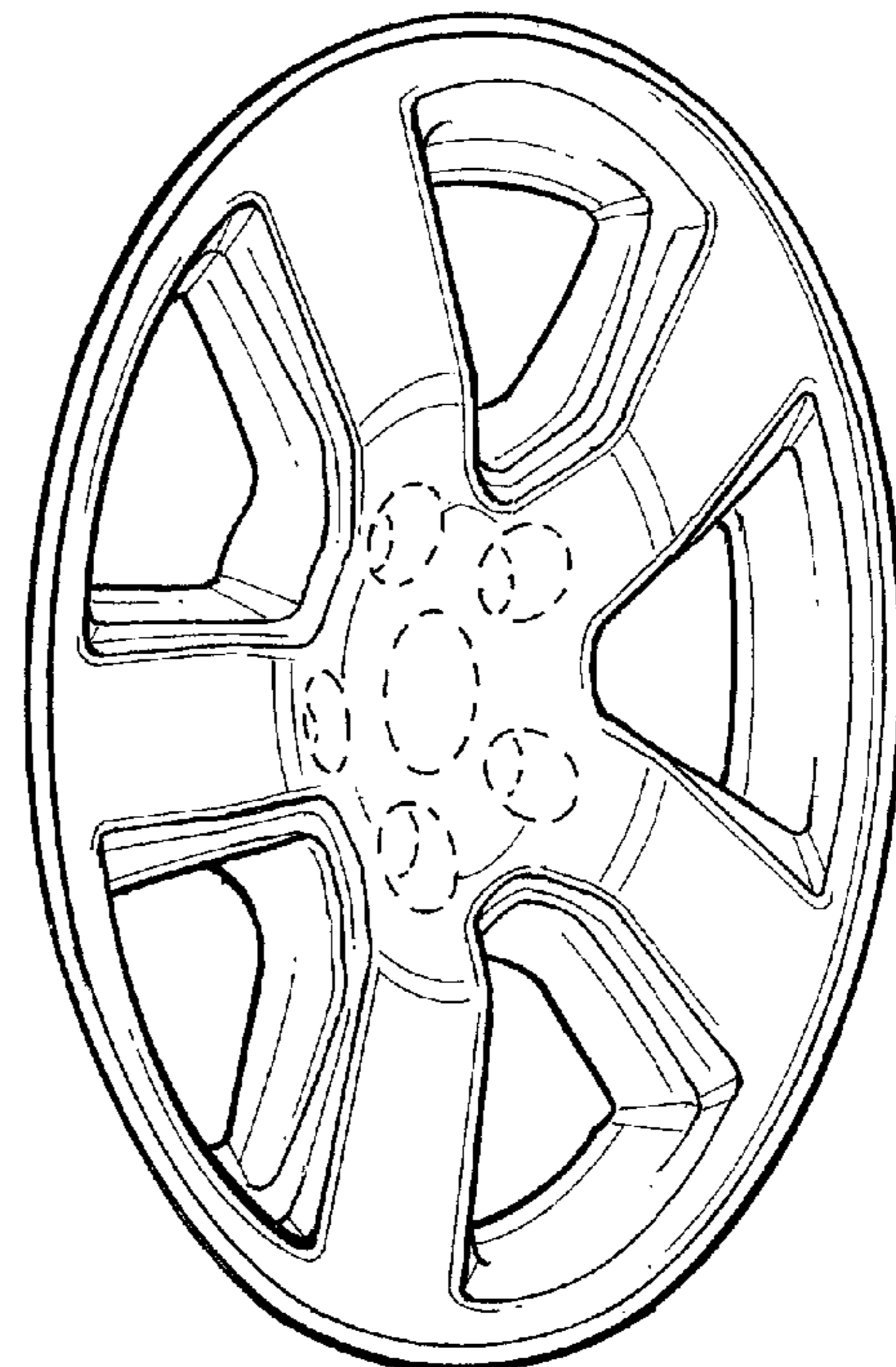

DESCRIPTION

FIG. 1 is an elevational view of a wheel showing our new design; and,

FIG. 2 is a perspective view thereof.

The broken line showings in the central hub are for illustrative purposes only and form no part of the claimed design.

1 Claim, 1 Drawing Sheet



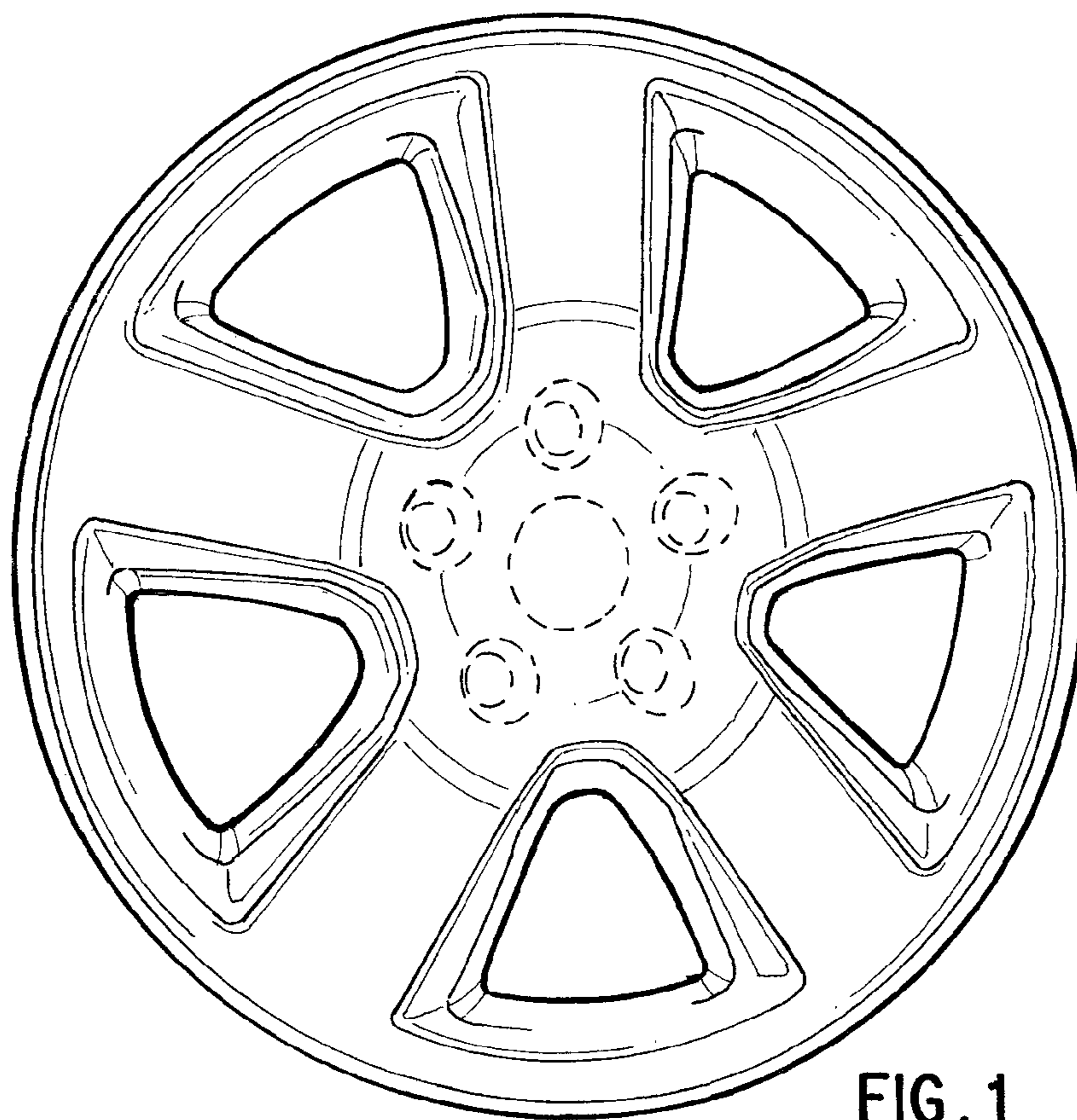


FIG. 1

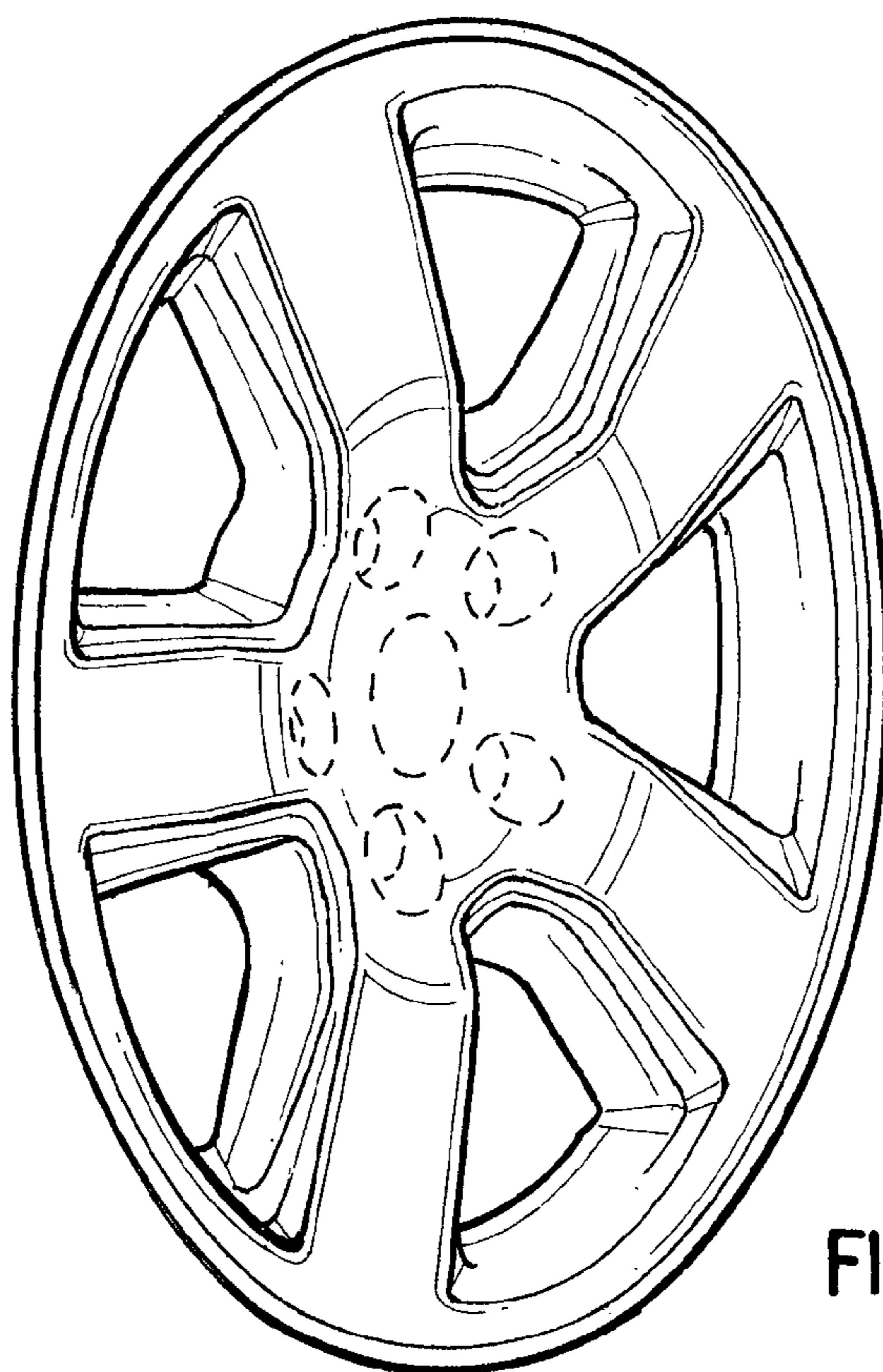


FIG. 2