



US00D589861S

(12) **United States Design Patent**
Dolan et al.

(10) **Patent No.:** **US D589,861 S**
(45) **Date of Patent:** **** Apr. 7, 2009**

(54) **SIDE SKIRT FOR A TRUCK**

- (75) Inventors: **Robert A Dolan**, Gilbert, AZ (US);
David L Simpson, Higley, AZ (US)
- (73) Assignee: **U-Haul International, Inc.**, Phoenix,
AZ (US)
- (**) Term: **14 Years**
- (21) Appl. No.: **29/325,404**
- (22) Filed: **Sep. 30, 2008**

Related U.S. Application Data

- (62) Division of application No. 29/253,436, filed on Feb. 7, 2006, now Pat. No. Des. 578,944.
- (51) **LOC (9) Cl.** **12-16**
- (52) **U.S. Cl.** **D12/196**
- (58) **Field of Classification Search** D12/190,
D12/196, 96, 97, 181; 296/56, 57.1, 180.1-180.3,
296/183.1; 280/727, 762, 768, 770
See application file for complete search history.

(56) **References Cited**

U.S. PATENT DOCUMENTS

3,775,917	A	12/1973	Struben	
4,529,244	A	7/1985	Zaydel	
4,573,733	A	3/1986	Zaydel	
D313,954	S	1/1991	Fingerle	
D319,036	S	8/1991	Fingerle	
D354,726	S	1/1995	Fitzgerald et al.	
D388,024	S	12/1997	Clement	
D420,622	S	2/2000	Hellhake et al.	
D433,365	S	11/2000	Beigel	
D478,854	S	8/2003	Platto et al.	
6,722,730	B2	4/2004	Lydan et al.	
D493,758	S	8/2004	Platto et al.	
D495,645	S	9/2004	Hall et al.	
D499,679	S	12/2004	Perfetti et al.	
D578,944	S *	10/2008	Dolan et al.	D12/196

FOREIGN PATENT DOCUMENTS

JP 2002019574 1/2002

* cited by examiner

Primary Examiner—Melody N Brown
(74) *Attorney, Agent, or Firm*—Tiffany & Bosco, P.A.

(57) **CLAIM**

We claim the ornamental design for a side skirt for a truck, as shown and described.

DESCRIPTION

The truck skirt according to the inventive design is for use on the side of a truck or moving van. As shown, the design can include a forward panel portion for mounting forward the rear wheel of the truck or van and a rear panel portion for mounting rearward of the rear wheel.

FIG. 1 is a perspective view of a side skirt for a truck showing our new design, it being understood that the broken lines are for illustrative purposes only and form no part of the claimed design;

FIG. 2 is a front elevation view of the forward panel portion of the truck skirt of FIG. 1;

FIG. 3 is a top plan view of the forward panel portion of the truck skirt of FIG. 1;

FIG. 4 is a bottom plan view of the forward panel portion of the truck skirt of FIG. 1;

FIG. 5 is a left side elevation view of the forward panel portion of the truck skirt of FIG. 1;

FIG. 6 is a right side elevation view of the forward panel portion of the truck skirt of FIG. 1;

FIG. 7 is a front elevation view of the rear panel portion of the truck skirt of FIG. 1;

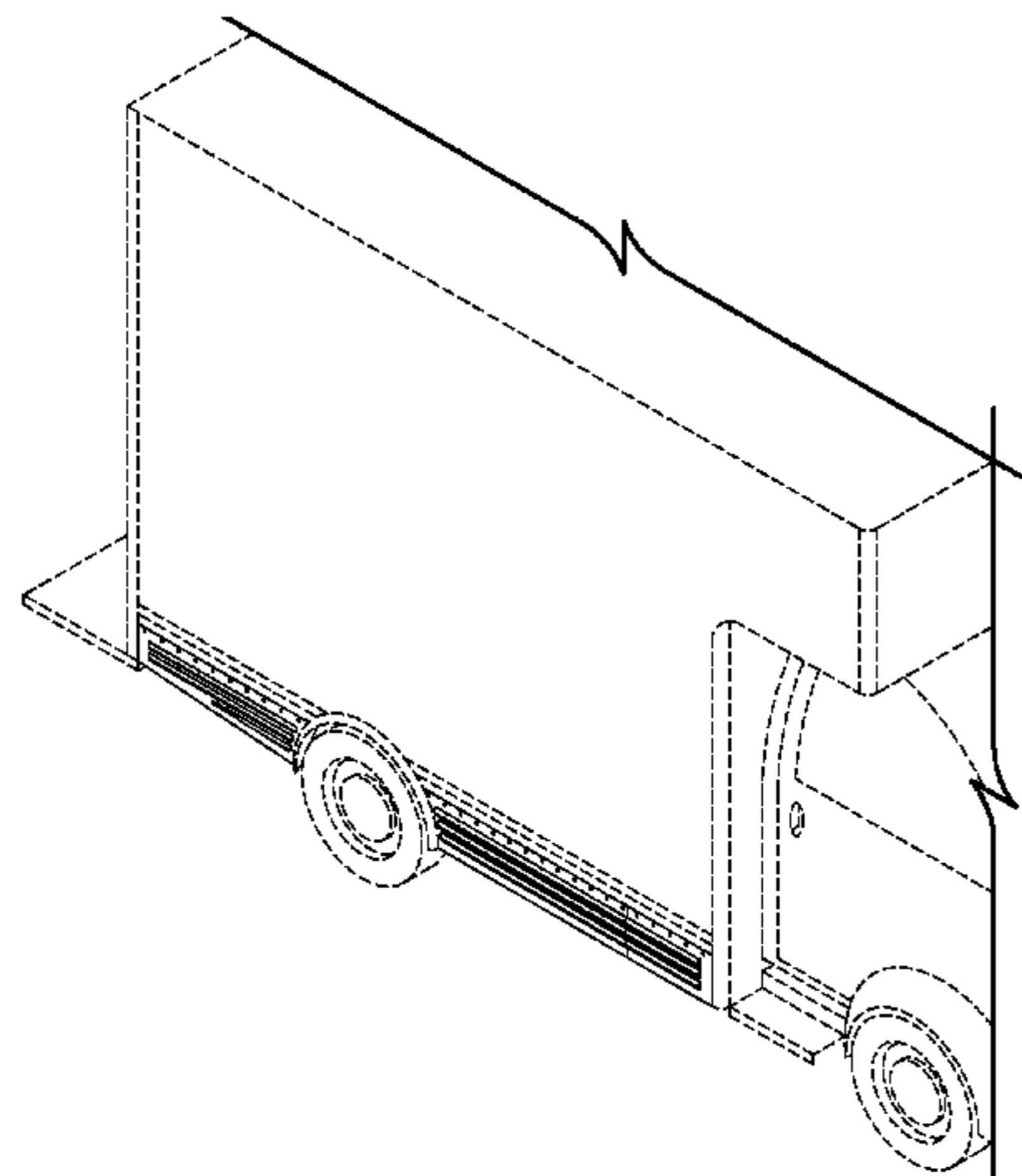
FIG. 8 is a top plan view of the rear panel portion of the truck skirt of FIG. 1;

FIG. 9 is a bottom plan view of the rear panel portion of the truck skirt of FIG. 1;

FIG. 10 is a left side elevation view of the rear panel portion of the truck skirt of FIG. 1; and,

FIG. 11 is a right side elevation view of the rear panel portion of the truck skirt of FIG. 1.

1 Claim, 3 Drawing Sheets



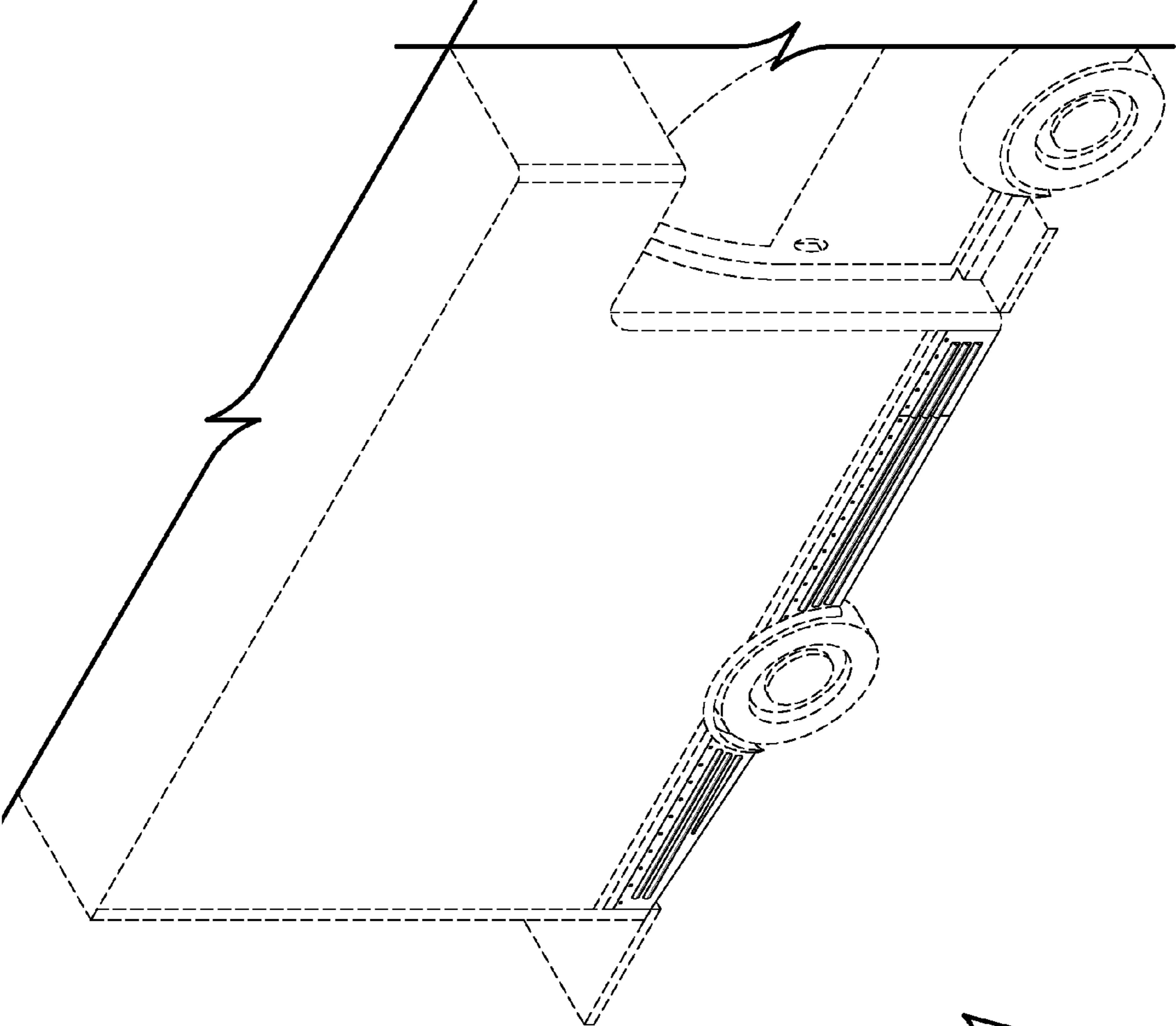


FIG. 1



FIG. 3

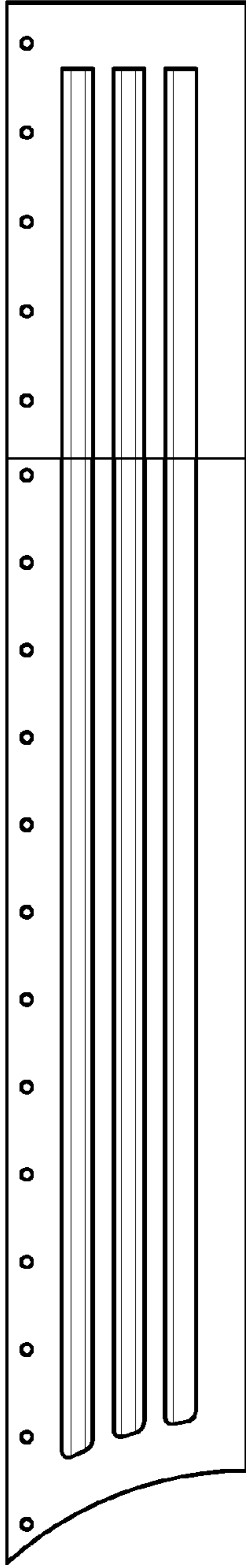


FIG. 2



FIG. 5



FIG. 6

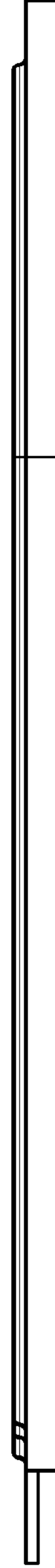


FIG. 4



FIG. 8



FIG. 10

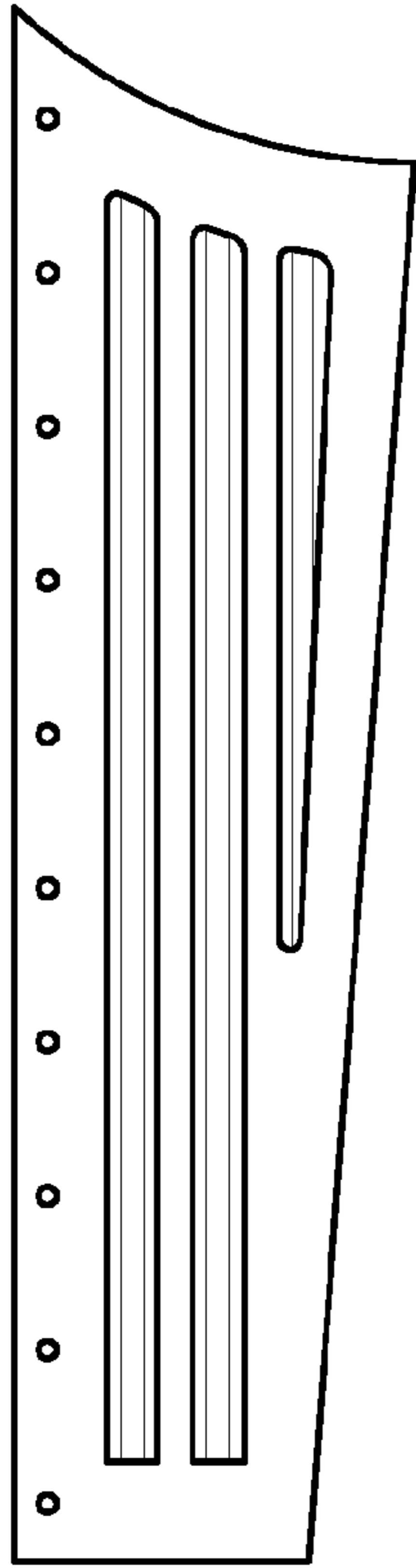


FIG. 7

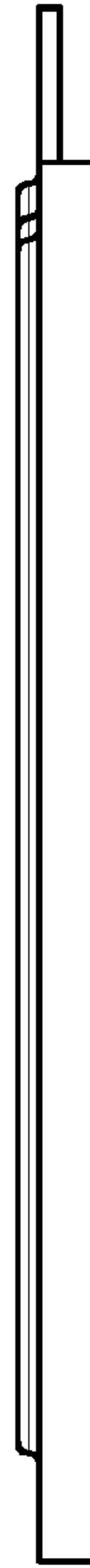


FIG. 9



FIG. 11