



US00D589856S

(12) **United States Design Patent**
Woolley et al.

(10) **Patent No.:** **US D589,856 S**

(45) **Date of Patent:** **** Apr. 7, 2009**

(54) **VEHICLE GRILLE**

(75) Inventors: **Richard Woolley**, West Midlands (GB); **Earl Lucas**, Southfield, MI (US); **Dean Carbis**, Birmingham, MI (US); **Dong Park**, Royal Oak, MI (US); **Michael Boyd**, Detroit, MI (US)

(73) Assignee: **Ford Motor Company**, Dearborn, MI (US)

(**) Term: **14 Years**

(21) Appl. No.: **29/306,449**

(22) Filed: **Apr. 9, 2008**

(51) **LOC (9) Cl.** **12-16**

(52) **U.S. Cl.** **D12/169**

(58) **Field of Classification Search** D12/169,
D12/196, 171, 163, 216, 90-92, 86; 293/102,
293/113, 115, 117, 120; 296/180.1, 180.2
See application file for complete search history.

(56) **References Cited**

U.S. PATENT DOCUMENTS

D475,330 S	*	6/2003	Homan	D12/163
D510,302 S	*	10/2005	Sugimoto	D12/163
D518,422 S	*	4/2006	Nakamura	D12/163
D555,550 S		11/2007	Schiavone		
D561,068 S		2/2008	Golden		

OTHER PUBLICATIONS

Paris 2006 Mondeo Break Concept <http://www.a2mac1.net>.

Beijing 2008 Motor Show Ford Mondeo <http://www.a2mac1.net> prior to application filing date.

Detroit 2008 Motor Auto Show Verve Concept <http://www.a2mac1.net> prior to application filing date.

* cited by examiner

Primary Examiner—Melody N Brown

(74) *Attorney, Agent, or Firm*—Damian Porcari

(57) **CLAIM**


The ornamental design for a vehicle grille, shown and described.

DESCRIPTION

FIG. 1 is a front elevational view of a vehicle grille;
FIG. 2 is left side elevational view of the vehicle grille;
FIG. 3 is right side elevational view of the vehicle grille;
FIG. 4 is a top plan view of the vehicle grille;
FIG. 5 is a bottom plan view of the vehicle grille; and,
FIG. 6 is rear elevational view of the vehicle grille.

The vehicle grille is styled independently of adjacent vehicle panels. Shading is used to illustrate the curvature of the part and not color. Any functional features of the vehicle grille are not claimed. Views are orthogonal projections rendered from computer aided design data. The various views are not necessarily to scale in order to better illustrate the design.

1 Claim, 3 Drawing Sheets



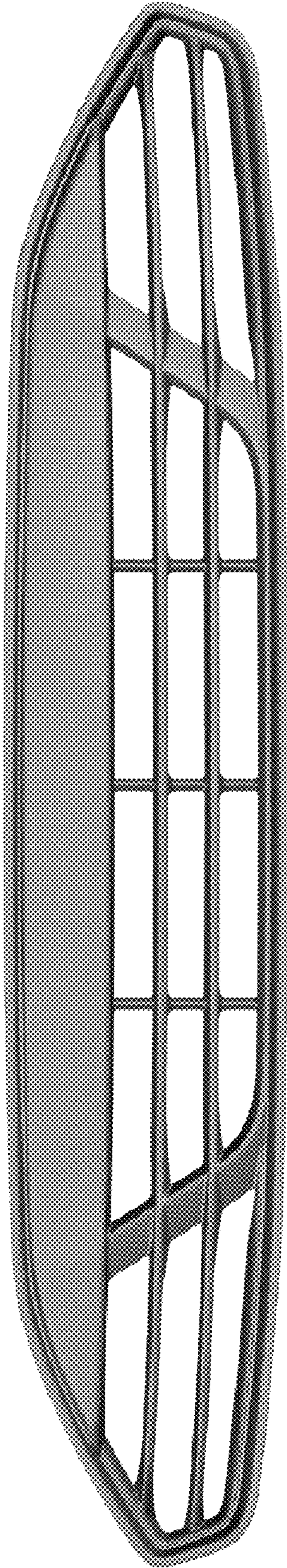


Figure 1

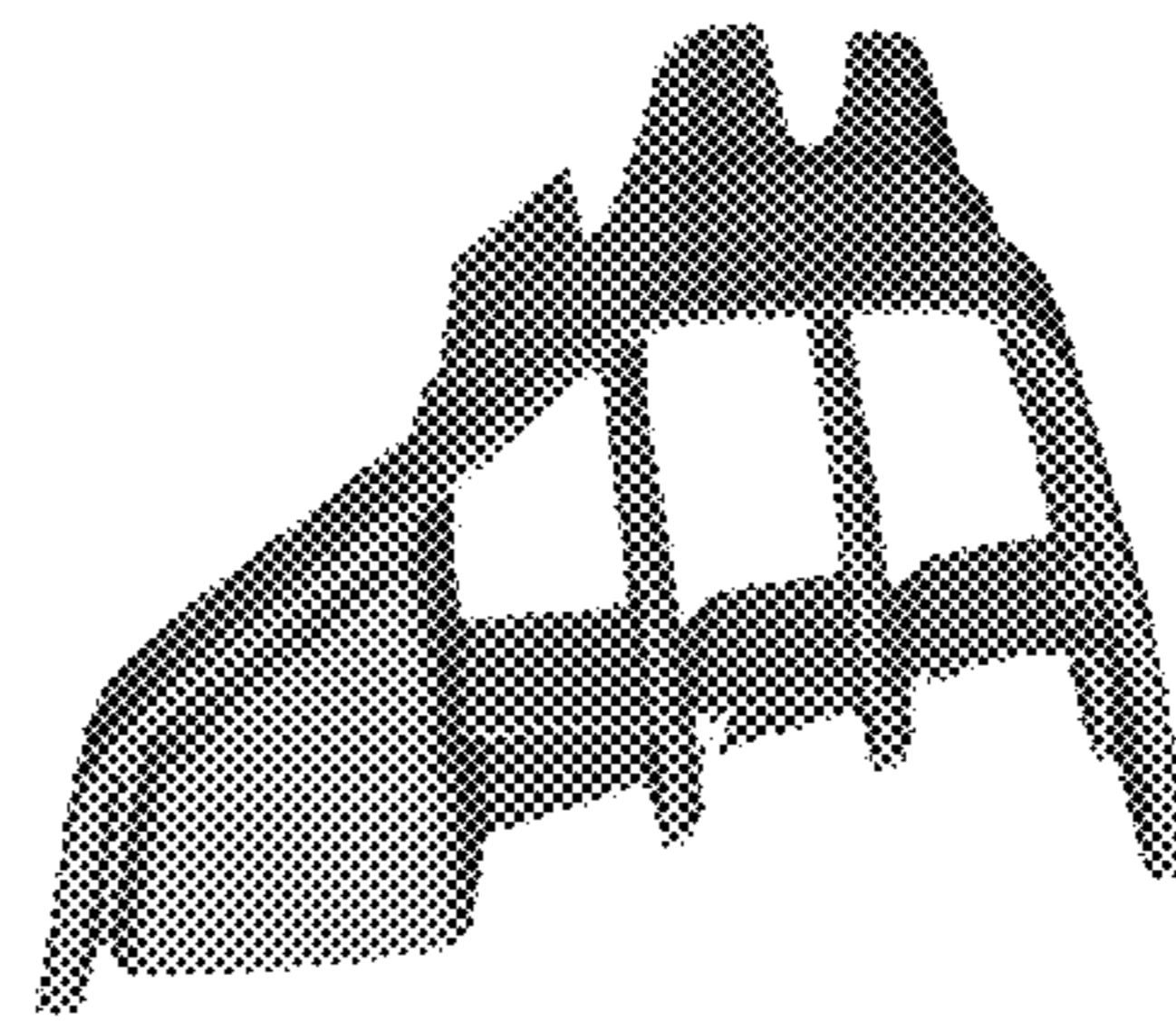


Figure 2

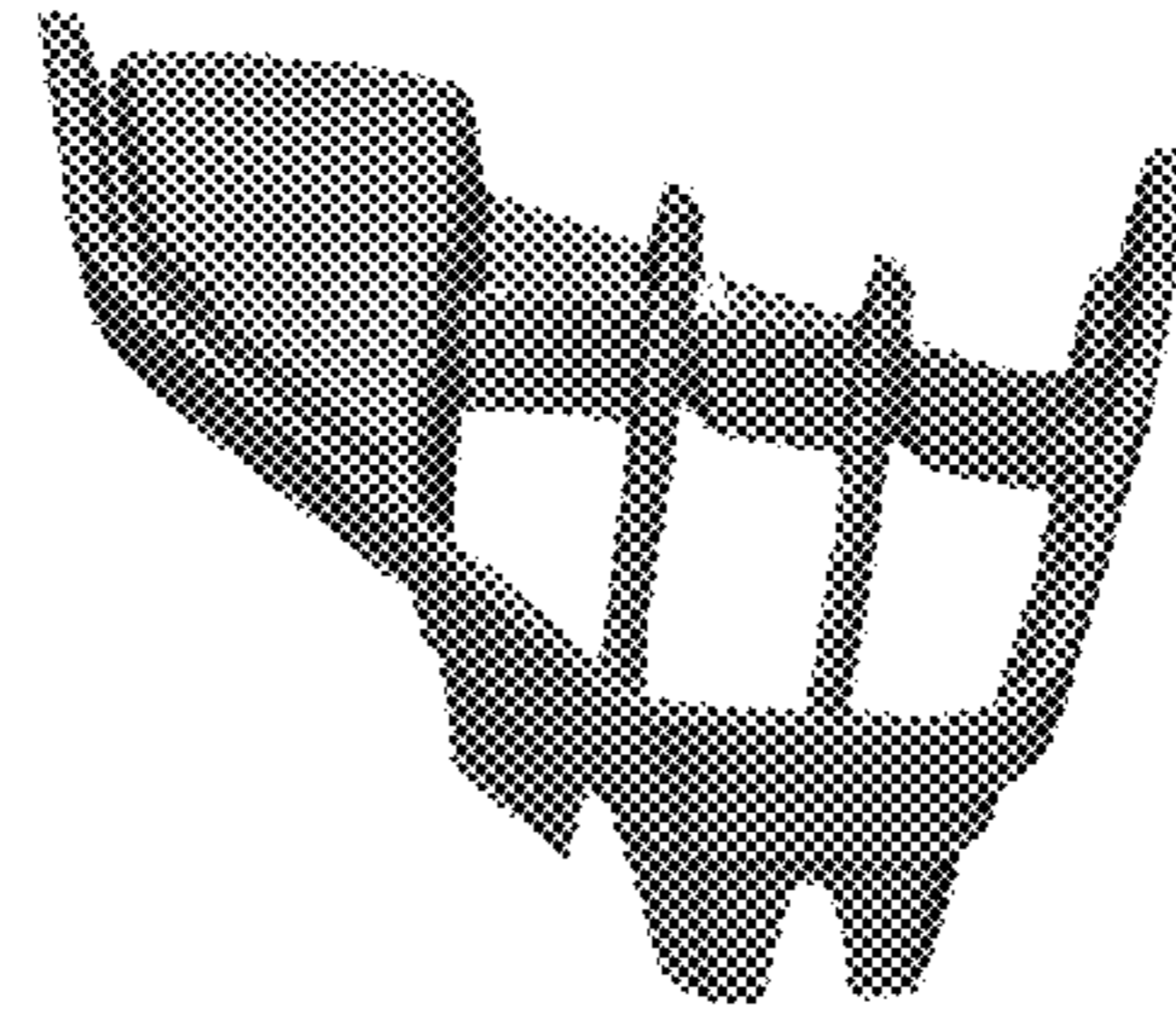


Figure 3

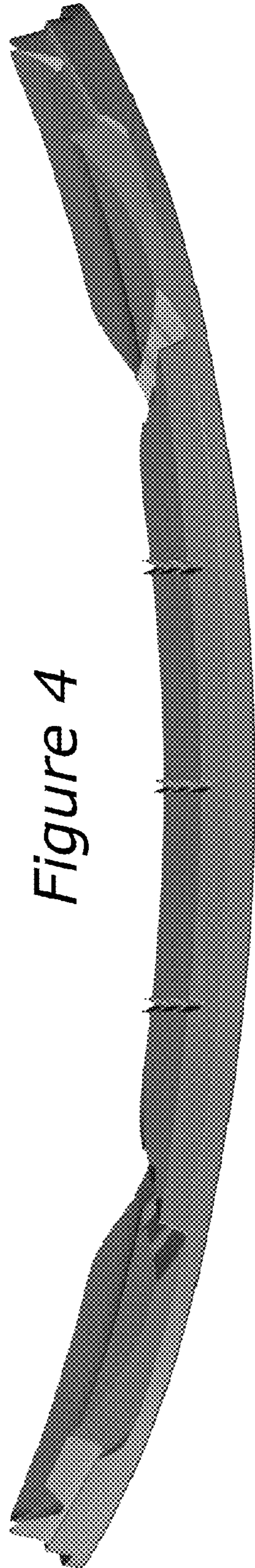


Figure 4

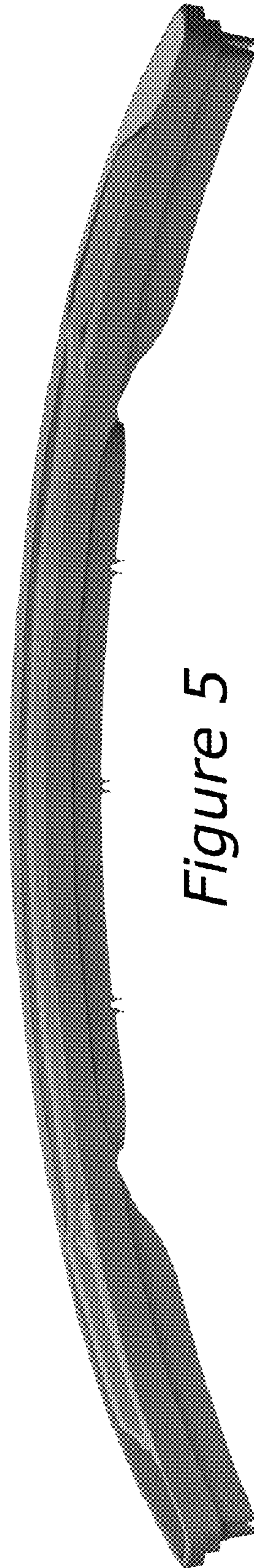


Figure 5




Figure 6