



US00D589855S

(12) **United States Design Patent**  
**Larson**

(10) **Patent No.:** **US D589,855 S**

(45) **Date of Patent:** **\*\* Apr. 7, 2009**

(54) **AUTOMOBILE BUMPER**

(75) Inventor: **Grant Larson**, Ludwigsburg (DE)

(73) Assignee: **Dr. Ing. h.c. F. Porsche**  
**Aktiengesellschaft**, Weissach (DE)

(\*\*) Term: **14 Years**

(21) Appl. No.: **29/281,522**

(22) Filed: **Jun. 26, 2007**

(30) **Foreign Application Priority Data**

Dec. 27, 2006 (DE) ..... 4 06 06 479

(51) **LOC (9) Cl.** ..... **12-16**

(52) **U.S. Cl.** ..... **D12/169**

(58) **Field of Classification Search** ..... D12/169,  
D12/196, 171, 163, 216, 90-92, 86; 293/102,  
293/113, 115, 117, 120; 296/180.1, 180.2  
See application file for complete search history.

(56) **References Cited**

**U.S. PATENT DOCUMENTS**

D550,130 S \* 9/2007 Lamarre ..... D12/169

D551,601 S \* 9/2007 Tabata et al. .... D12/169  
D559,744 S \* 1/2008 Hieke ..... D12/169  
D559,746 S \* 1/2008 Hieke ..... D12/169  
D564,424 S \* 3/2008 Nakajima ..... D12/169  
D570,263 S \* 6/2008 Tachibana ..... D12/169

\* cited by examiner

*Primary Examiner*—Melody N Brown

(57) **CLAIM**

The ornamental design for an automobile bumper, as shown and described.

**DESCRIPTION**

FIG. 1 is a front view of an automobile bumper, showing my new design;

FIG. 2 is a right-side view thereof;

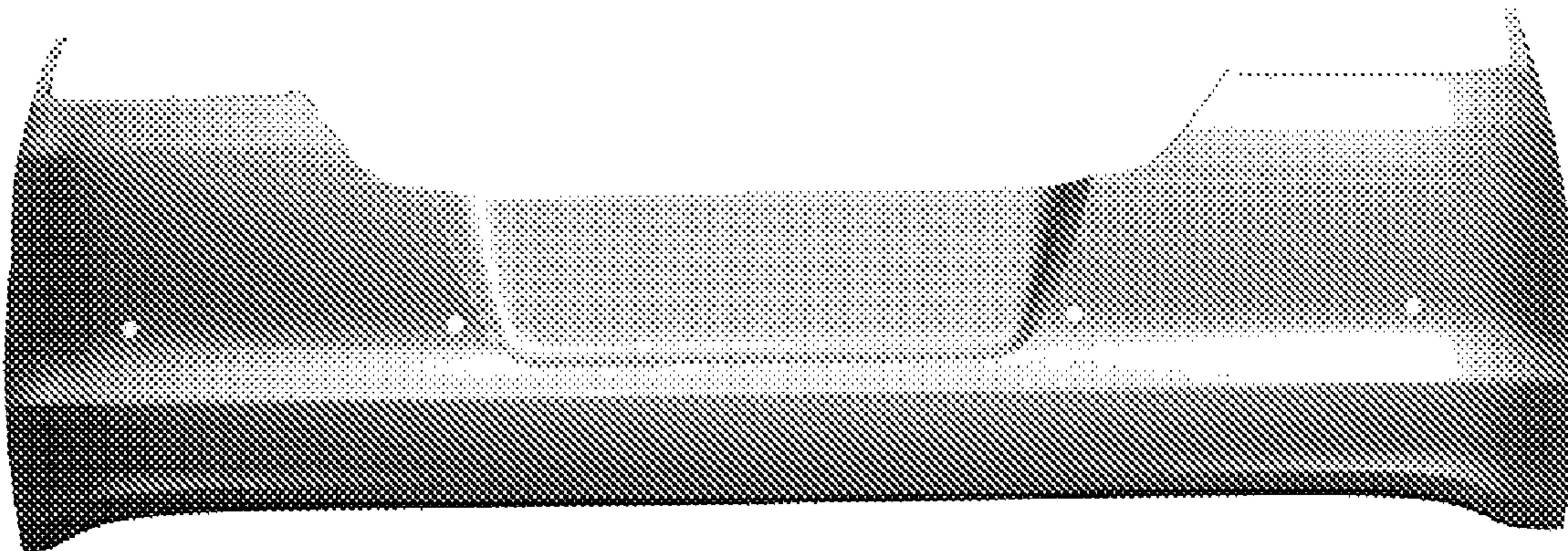
FIG. 3 is a left-side view thereof;

FIG. 4 is a rear view thereof;

FIG. 5 is a bottom, plan view thereof; and,

FIG. 6 is a top, plan view thereof.

**1 Claim, 3 Drawing Sheets**



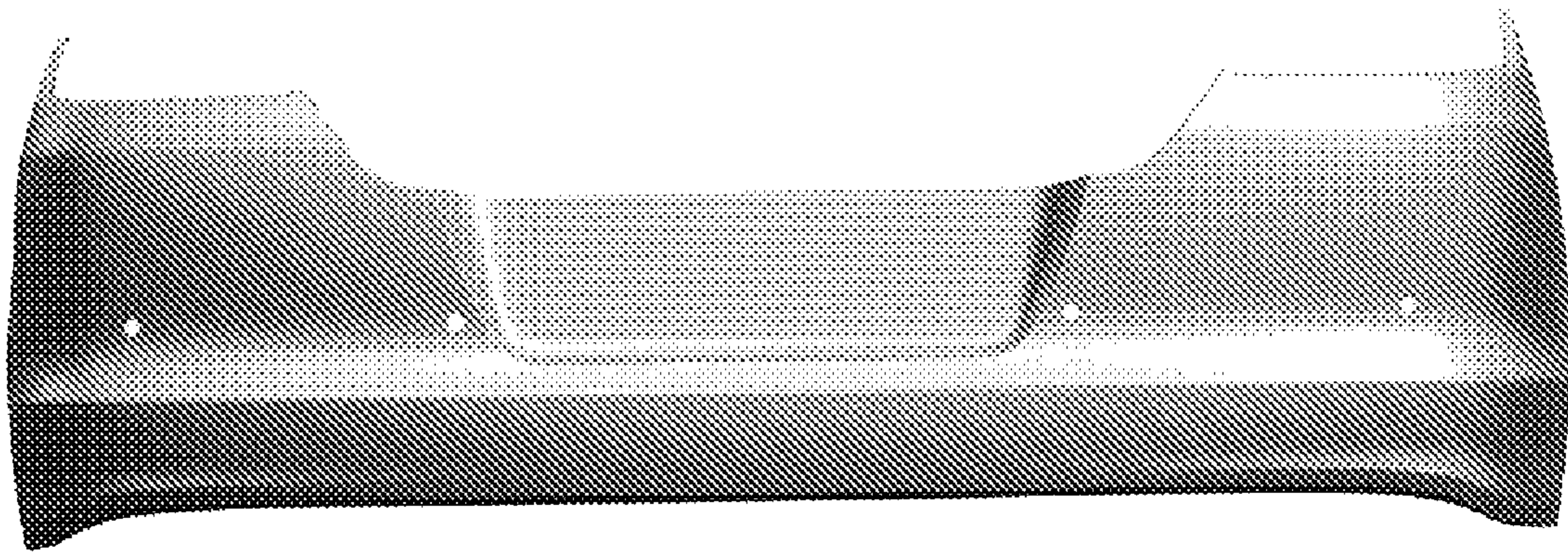


FIG. 1




FIG. 2




FIG. 3




FIG. 4




FIG. 5




FIG. 6