

US00D589850S

(12) **United States Design Patent**
Stopp

(10) **Patent No.:** **US D589,850 S**

(45) **Date of Patent:** **** Apr. 7, 2009**

(54) **PUSHCHAIR**

(75) **Inventor:** **Joaquim Jane Stopp**, Palau-Solta I
Plegamans (ES)

(73) **Assignee:** **Play, S.A.**, Palau Solita I Plegamans (ES)

(**) **Term:** **14 Years**

(21) **Appl. No.:** **29/299,166**

(22) **Filed:** **Dec. 20, 2007**

(30) **Foreign Application Priority Data**

Jun. 28, 2007 (EM) 000749536-0001

(51) **LOC (9) Cl.** **12-12**

(52) **U.S. Cl.** **D12/129**

(58) **Field of Classification Search** D12/128-133;
280/37, 62, 647-650, 29, 200, 47.4, 47.38,
280/250.1, 259, 642, 658, 644; 297/30, 130,
297/DIG. 4; 296/65.3, 65.4; 224/409
See application file for complete search history.

(56) **References Cited**

U.S. PATENT DOCUMENTS

3,736,021 A * 5/1973 MacLaren 297/42
D322,420 S * 12/1991 Hawkes D12/129

5,269,544 A * 12/1993 Park 280/5.24
5,288,098 A * 2/1994 Shamie 280/642
5,605,409 A * 2/1997 Haut et al. 403/102
D486,429 S * 2/2004 Daykin D12/129
D528,948 S * 9/2006 Daykin D12/129

* cited by examiner

Primary Examiner—Charles A Rademaker

Assistant Examiner—Charles D Hanson

(74) *Attorney, Agent, or Firm*—Wolfblock LLP

(57) **CLAIM**

I claim the ornamental design for a pushchair, as shown and described.

DESCRIPTION

FIG. 1 is a front perspective view of a pushchair showing my new design;

FIG. 2 is a front perspective view thereof;

FIG. 3 is a rear perspective view thereof;

FIG. 4 is a right side elevation view thereof;

FIG. 5 is a bottom perspective view thereof shown on a slightly enlarged scale; and,

FIG. 6 is a top perspective view thereof shown on a slightly enlarged scale.

1 Claim, 6 Drawing Sheets





FIG. 1

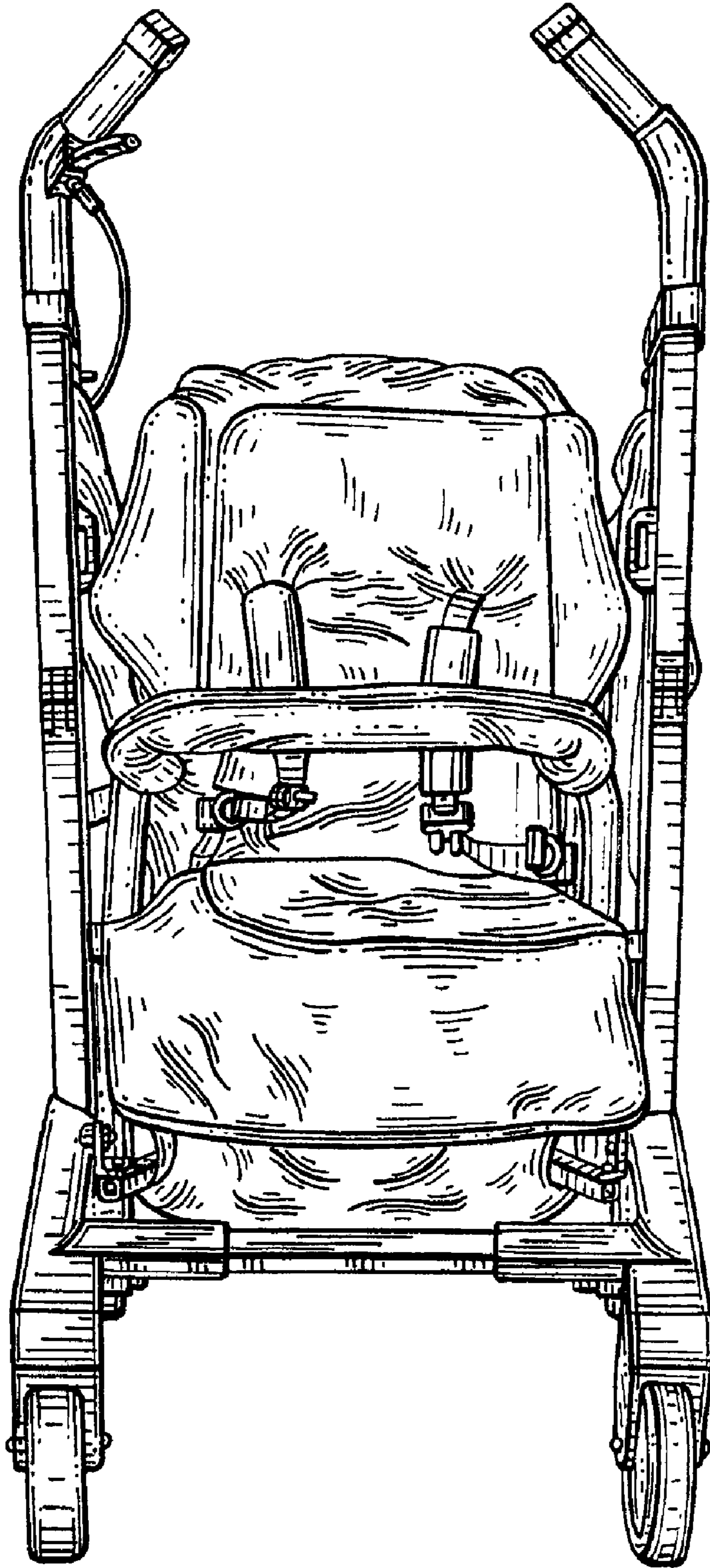


FIG.2

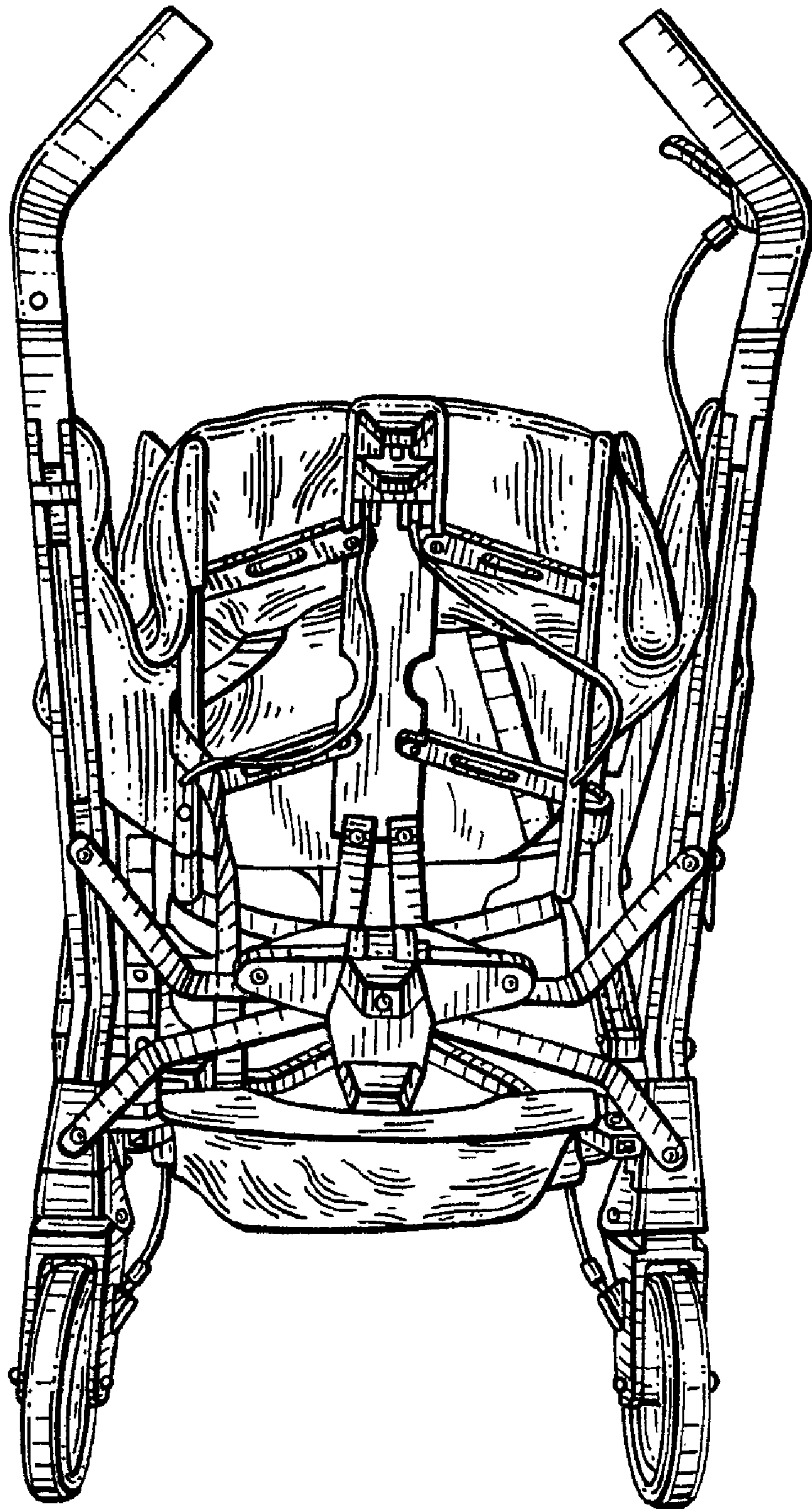


FIG. 3

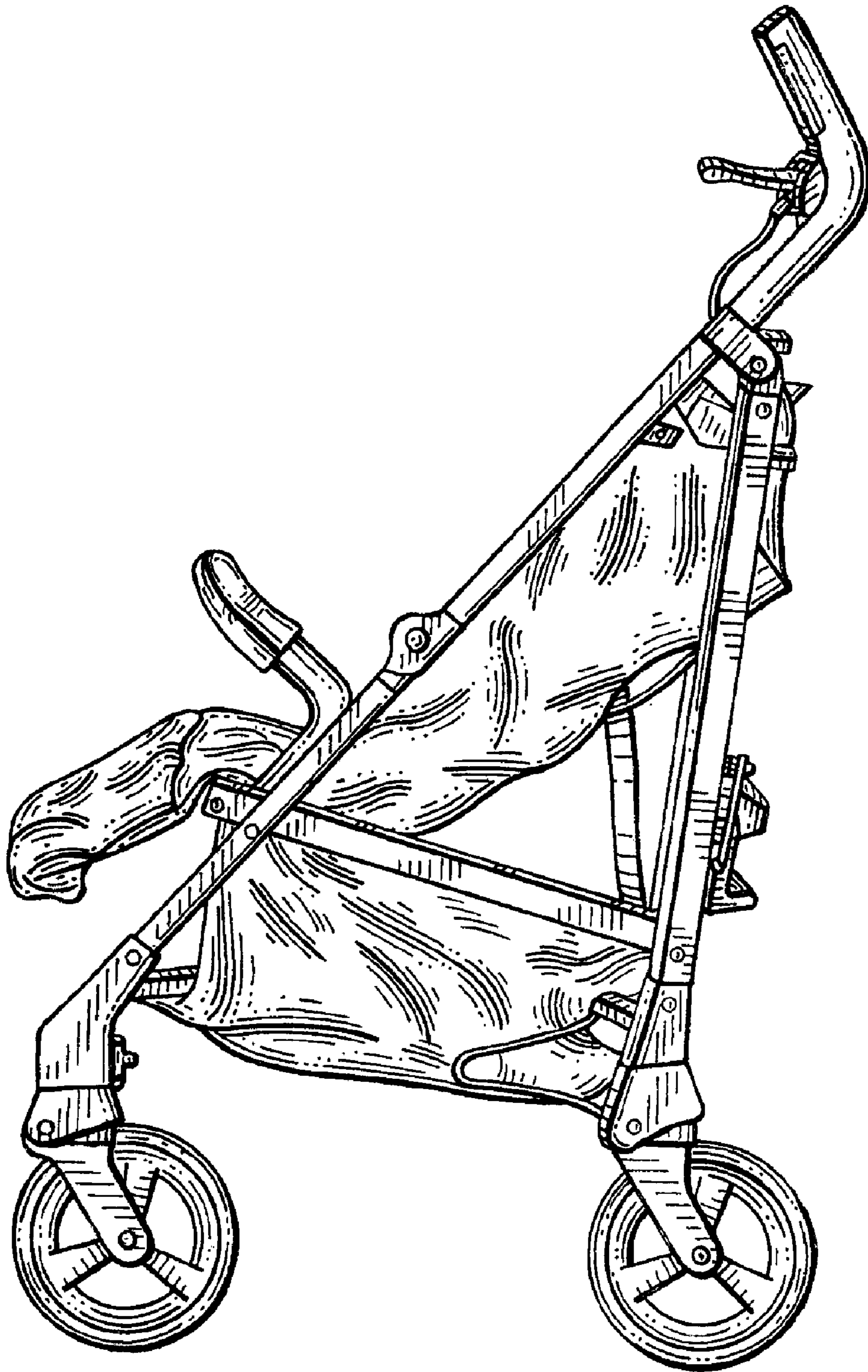


FIG. 4

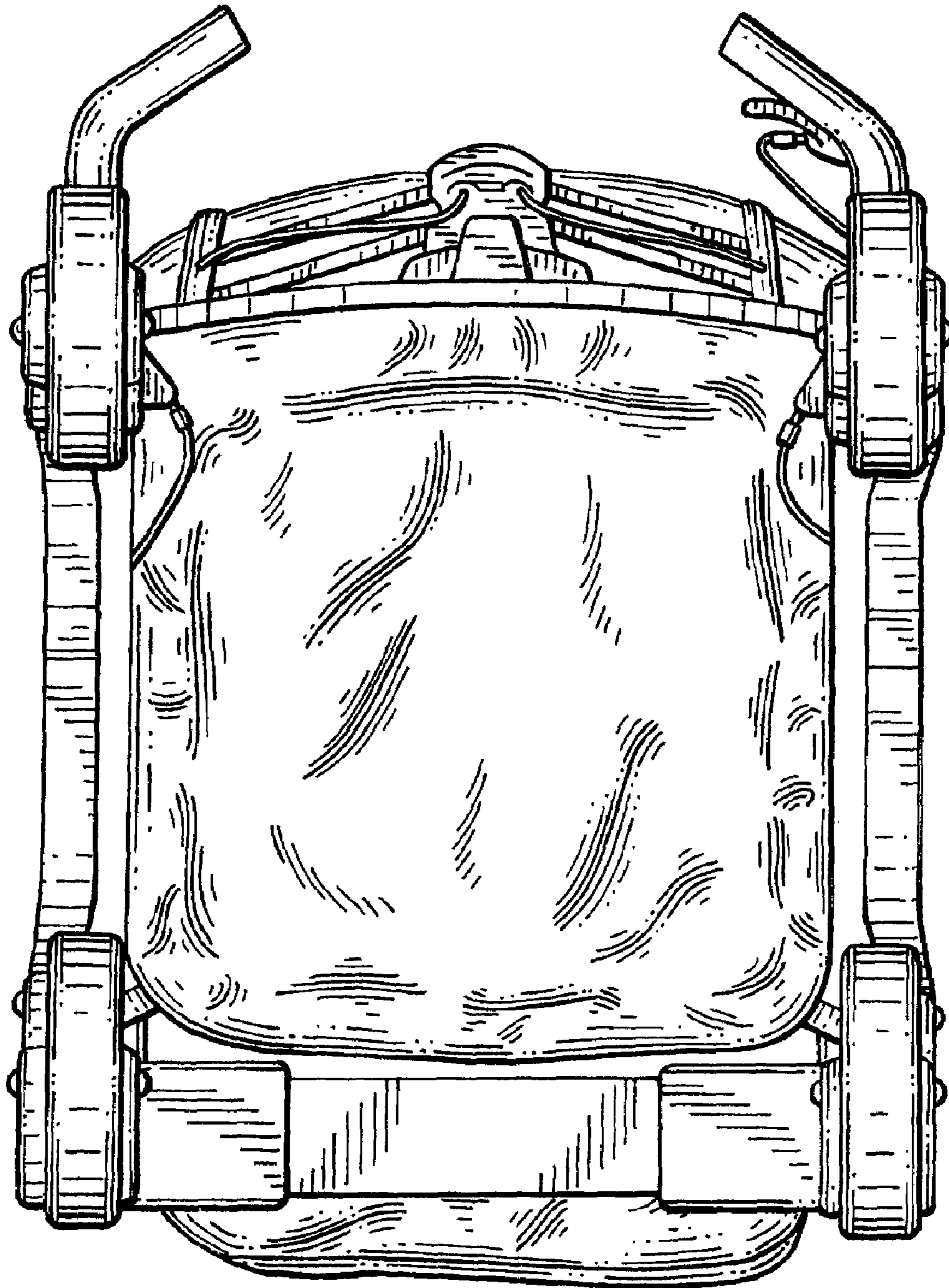


FIG.5




FIG. 6