US00D589831S

(12) United States Design Patent

Friedli

(10) Patent No.: US D589,831 S
(45) Date of Patent: ** Apr. 7, 2009

(54) **OPERATING/DISPLAY PANEL**

(75) Inventor: **Tobias Friedli**, Remetschwil (CH)

(73) Assignee: **Inventio AG**, Hergiswil (CH)

(**) Term: **14 Years**

(21) Appl. No.: **29/307,392**

(22) Filed: **Apr. 17, 2008**

(51) **LOC (9) Cl.** **10-05**
(52) **U.S. Cl.** **D10/108**
(58) **Field of Classification Search** ..... D10/108, D10/106, 104; D6/310, 308; D13/162; D14/371, D14/383, 388–390, 485, 486, 138 G, 146, D14/149, 150, 245, 247; D20/10, 43; 187/389–391, 187/397, 396, 380, 395; D18/6, 7
See application file for complete search history.

(56) **References Cited**

U.S. PATENT DOCUMENTS

D268,026	S	*	2/1983	Bevilaqua et al.	D13/164
D268,668	S	*	4/1983	Bevilaqua et al.	D13/164
D370,355	S	*	6/1996	Kenney	D6/314
D435,270	S	*	12/2000	Healy	D20/10
D439,244	S	*	3/2001	Conley	D14/247
D451,603	S	*	12/2001	Bastyr et al.	D24/186
D452,234	S	*	12/2001	Russell et al.	D14/247
D479,659	S	*	9/2003	Fleckenstein et al.	D6/470
D518,480	S	*	4/2006	Zheng et al.	D14/307

* cited by examiner

Primary Examiner—Caron Veynar
Assistant Examiner—George D Kirschbaum
(74) *Attorney, Agent, or Firm*—Klaus J. Bach

(57) **CLAIM**

The ornamental design for a operating/display panel, as shown and described.

DESCRIPTION

FIG. **1** is a perspective front view of an operating/display panel,

FIG. **2** is a perspective rear view of the operating/display panel shown in FIG. **1**,

FIG. **3** is a front view of the operating/display panel shown in FIG. **1**,

FIG. **4** is a left side view of the operating/display panel shown in FIG. **3**,

FIG. **5** is a right side view of the operating/display panel shown in FIG. **3**,

FIG. **6** is a rear view of the operating/display panel shown in FIG. **3**,

FIG. **7** is a top view of the operating display/panel shown in FIG. **3**; and,

FIG. **8** is a bottom view of the operating/display panel shown in FIG. **3**.

The operating/display panel is used in connection with transport systems, in particular in connection with elevators as a control and information display device.

1 Claim, 6 Drawing Sheets



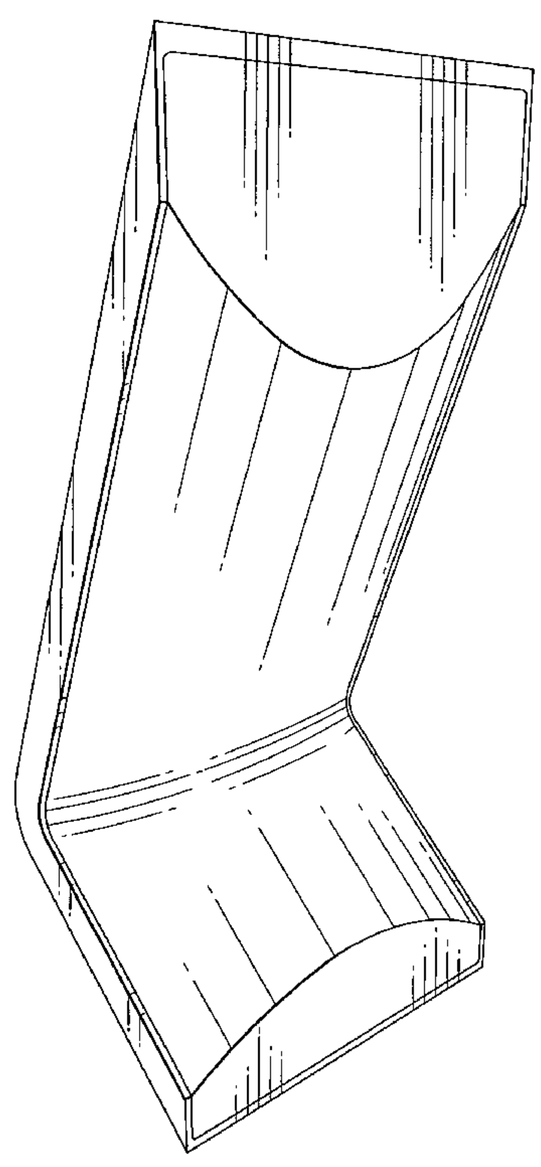



FIG.1

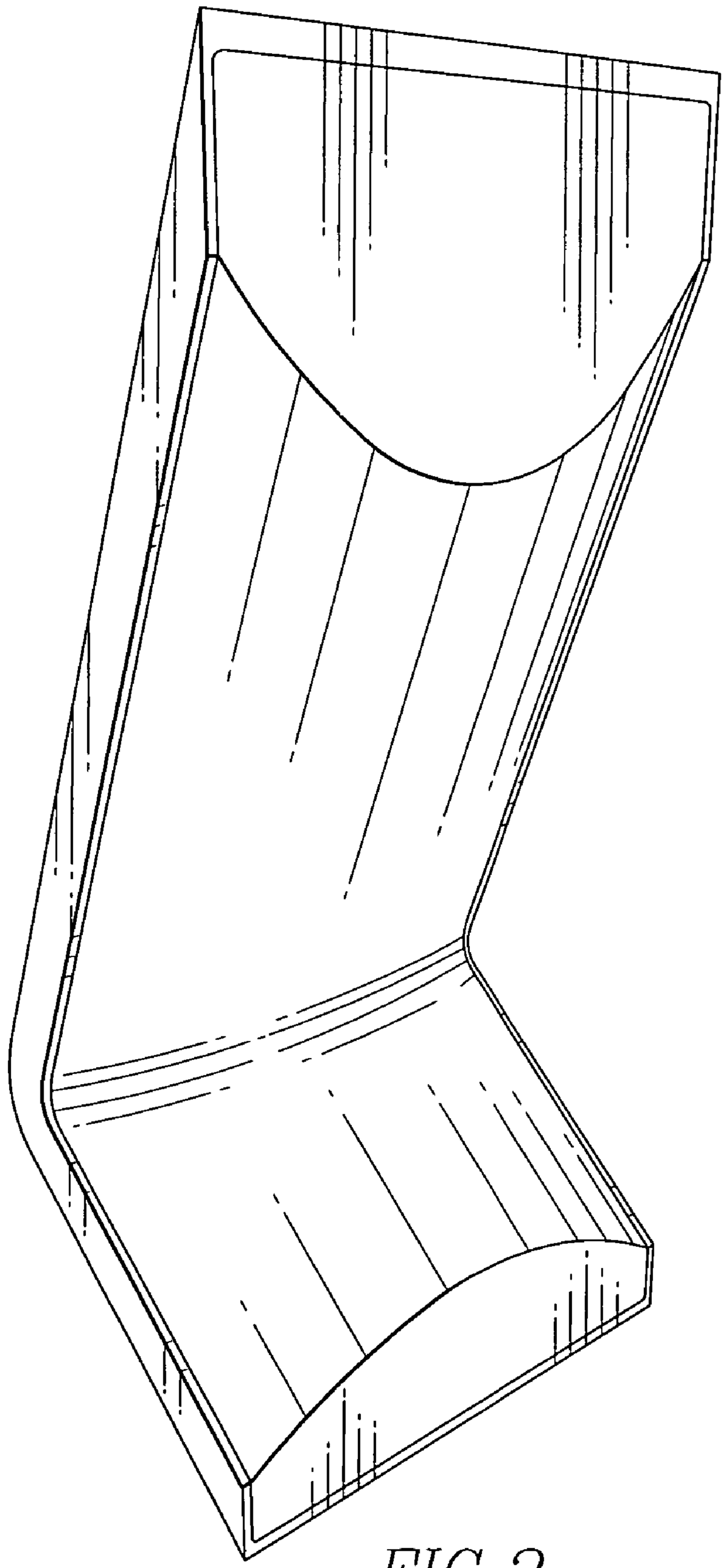

FIG.2



FIG. 3

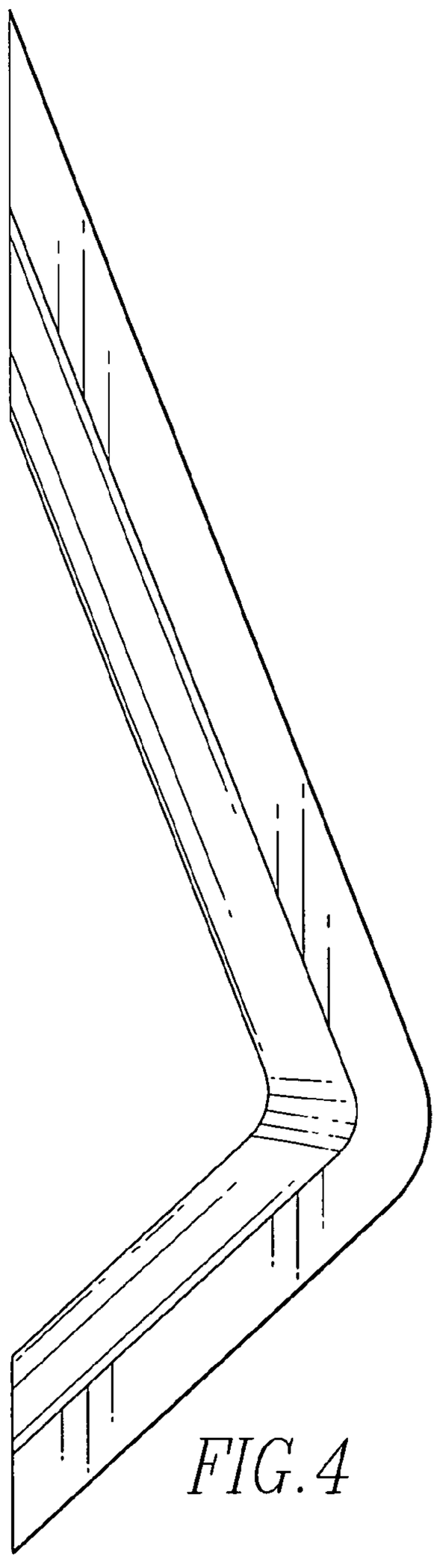

FIG. 4

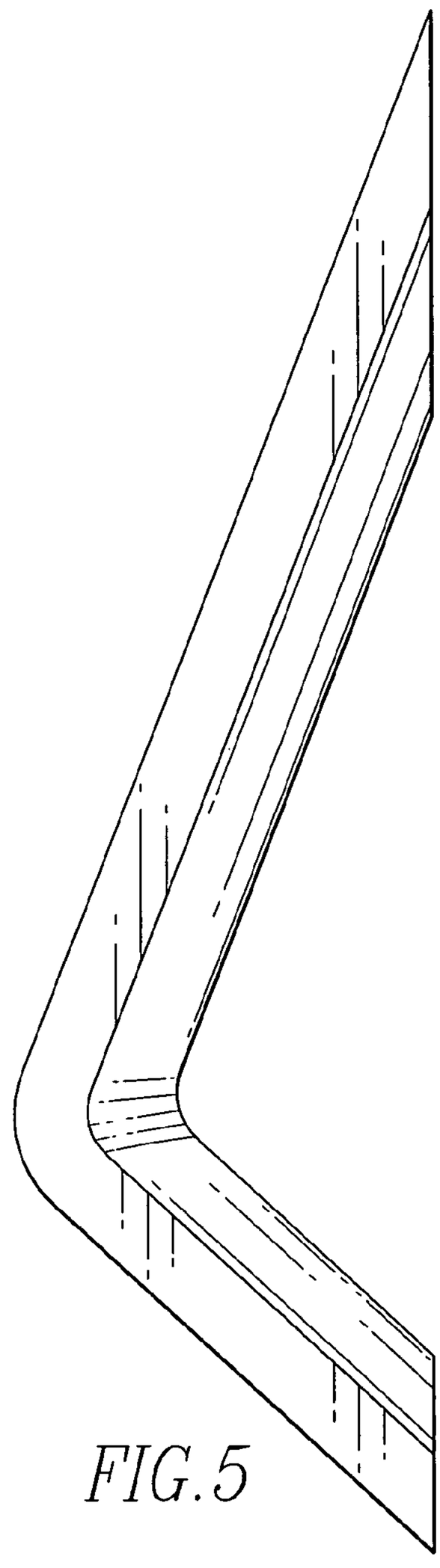

FIG. 5

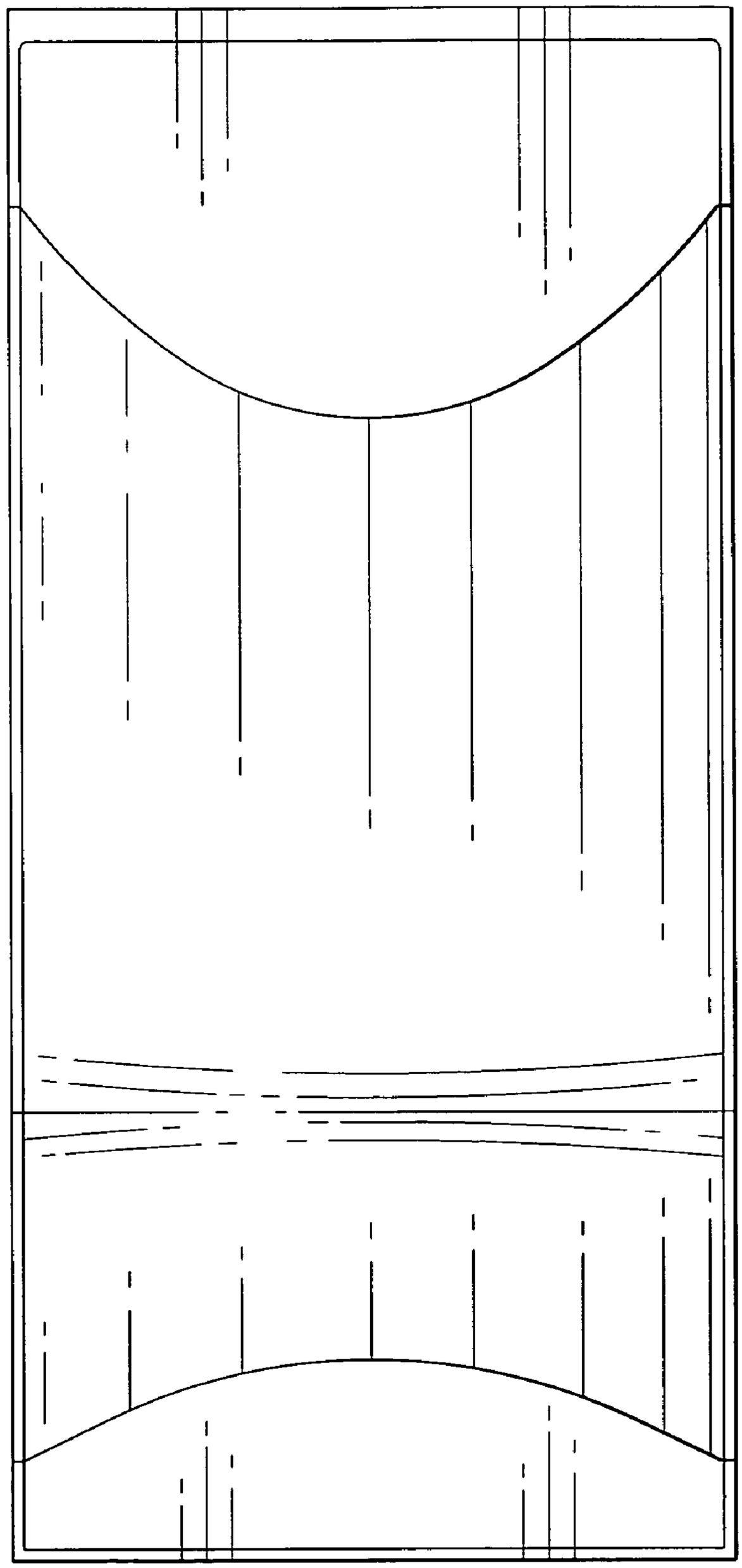

FIG. 6



FIG. 7

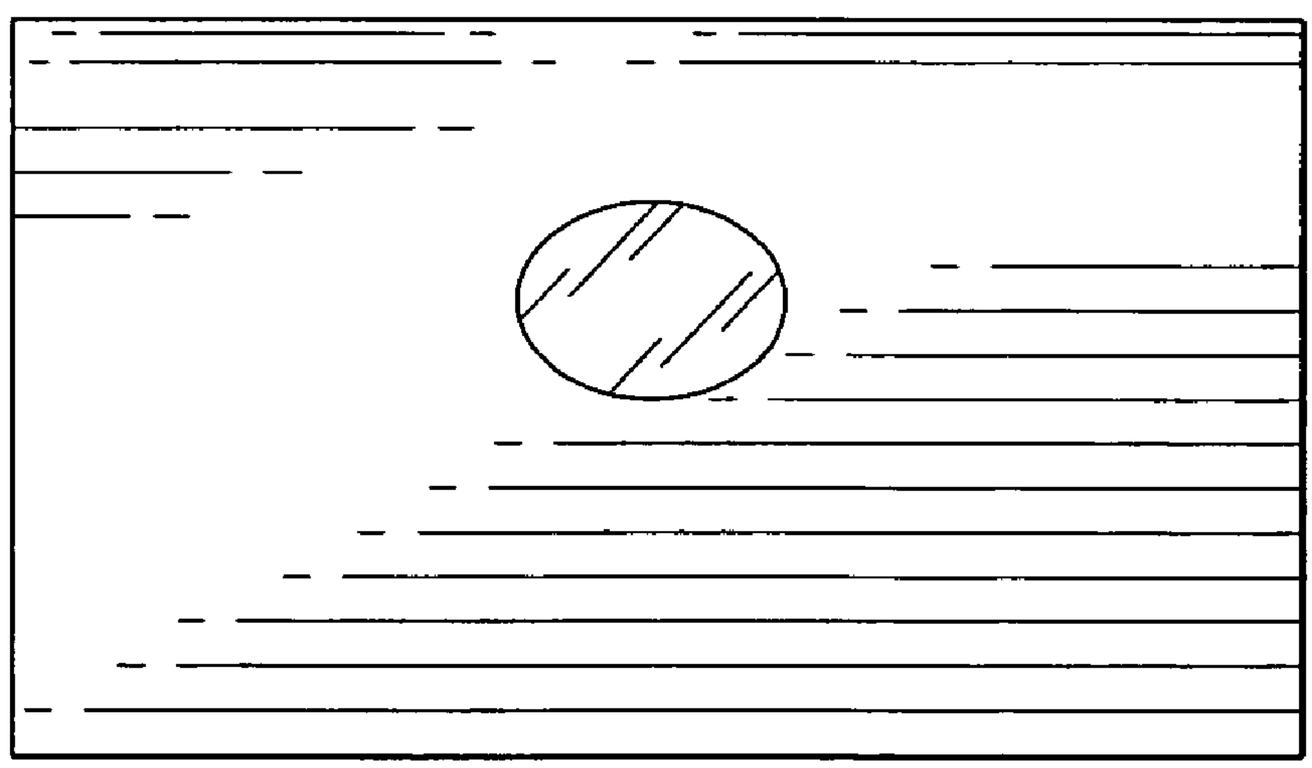

FIG. 8