



US00D589819S

(12) **United States Design Patent**
Nomura et al.

(10) **Patent No.:** **US D589,819 S**
(45) **Date of Patent:** **** Apr. 7, 2009**

(54) **PACKAGING CONTAINER**

D574,720 S * 8/2008 Nomura et al. D9/707

(75) Inventors: **Tadashi Nomura**, Yokohama (JP);
Masakazu Sato, Yokohama (JP)

FOREIGN PATENT DOCUMENTS

JP 2005/162239 6/2005
JP 2005/162308 6/2005

(73) Assignee: **Oshio Industry Co., Ltd.** (JP)

* cited by examiner

(**) Term: **14 Years**

Primary Examiner—Caron Veynar

Assistant Examiner—Abraham Bahta

(21) Appl. No.: **29/264,361**

(74) *Attorney, Agent, or Firm*—Berliner & Associates

(22) Filed: **Aug. 8, 2006**

(57) **CLAIM**

(51) **LOC (9) Cl.** **09-05**

The ornamental design for a packaging container, as shown and described.

(52) **U.S. Cl.** **D9/708**

(58) **Field of Classification Search** D9/702–703,
D9/705, 707–708, 710, 714, 434–435, 522,
D9/696; 206/822; 383/61.1, 80–81, 103–104,
383/901, 203, 63; 222/92, 107
See application file for complete search history.

DESCRIPTION

FIG. 1 is a front view of a packaging container showing our new design, the rear view being an identical image thereto;

FIG. 2 is a top plan view thereof;

FIG. 3 is a bottom plan view thereof;

FIG. 4 is a right side elevational view thereof, the left side elevational view being an identical image thereto;

(56) **References Cited**

U.S. PATENT DOCUMENTS

D396,630 S * 8/1998 Lerner D9/709
D446,445 S * 8/2001 Croft et al. D9/696
D480,630 S * 10/2003 Berman D9/708
D490,303 S * 5/2004 Berman D9/708
D505,066 S * 5/2005 Ootubo D9/709
D527,278 S * 8/2006 Ueda D9/702
D552,484 S * 10/2007 Berman D9/708
D563,243 S * 3/2008 Murray D9/710
D563,797 S * 3/2008 McMorris D9/708

FIG. 5 is a cross-sectional view taken along line 5—5 of FIG. 1;

FIG. 6 is a partial enlarged view of the portion indicated by line 6—6 of FIG. 5;

FIG. 7 is a partial enlarged view of the portion indicated by line 7—7 of FIG. 5; and,

FIG. 8 is a referential view showing the article in use.

1 Claim, 5 Drawing Sheets

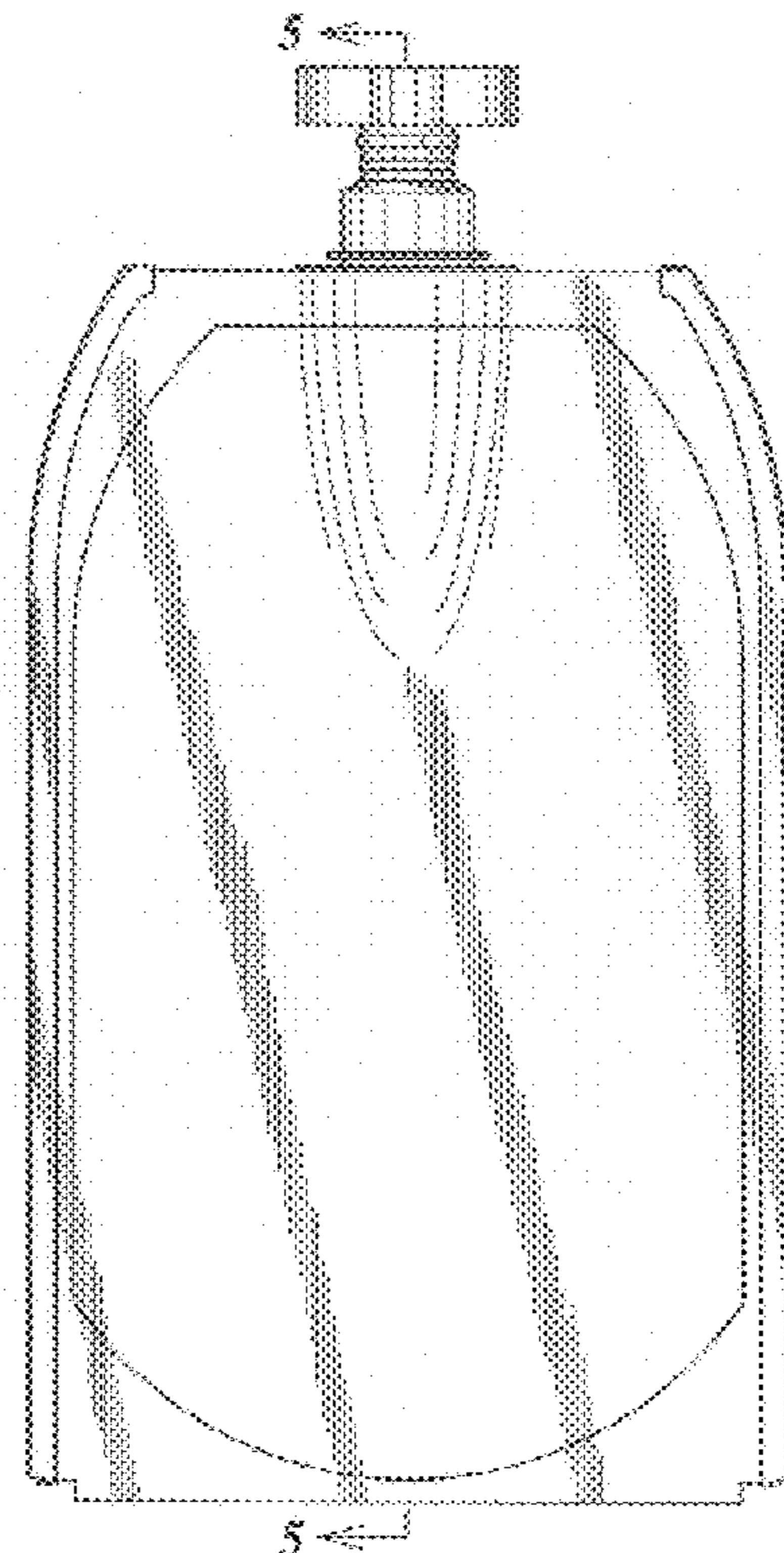


FIG. 1

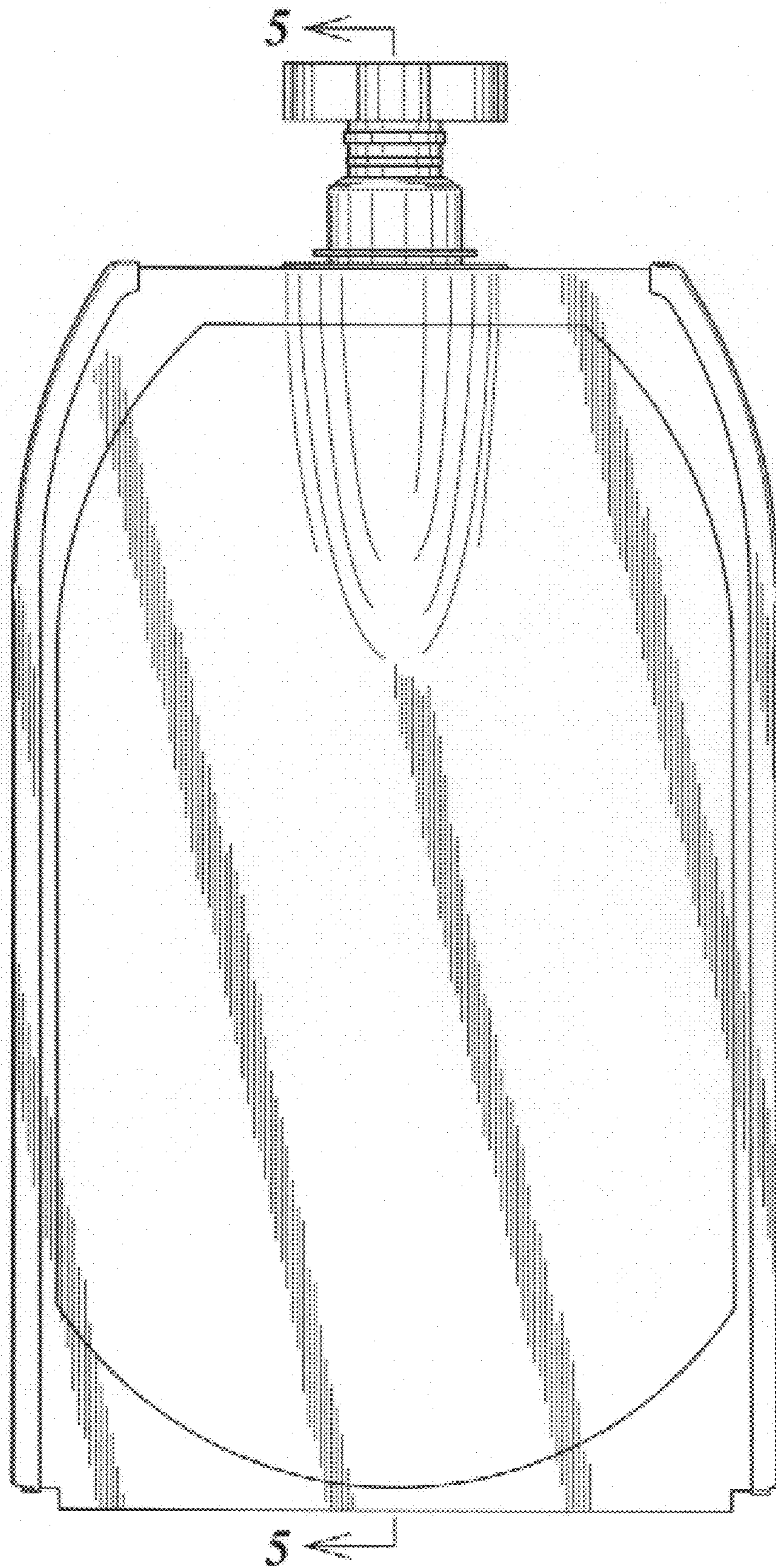


FIG. 2




FIG. 3

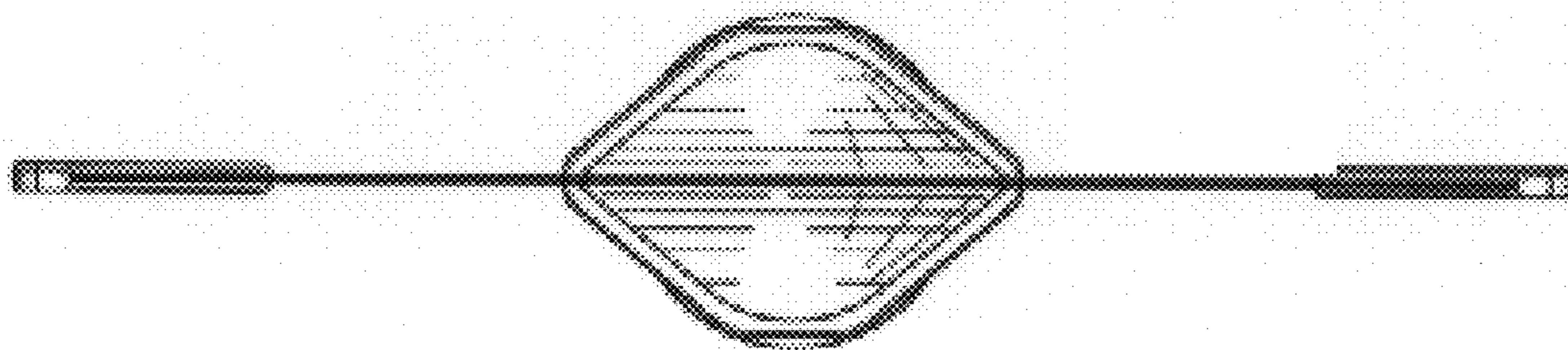


FIG. 4

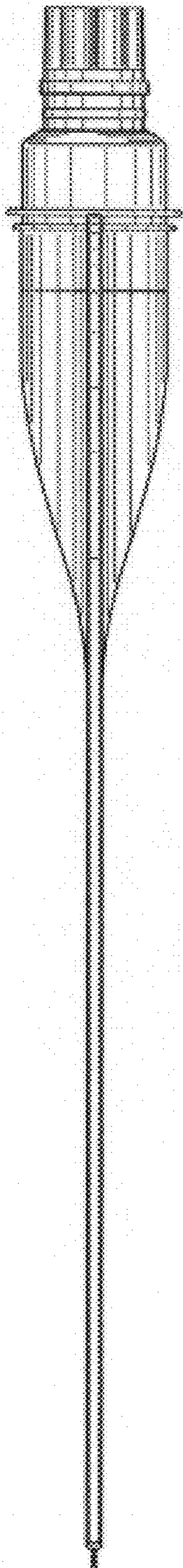


FIG. 5

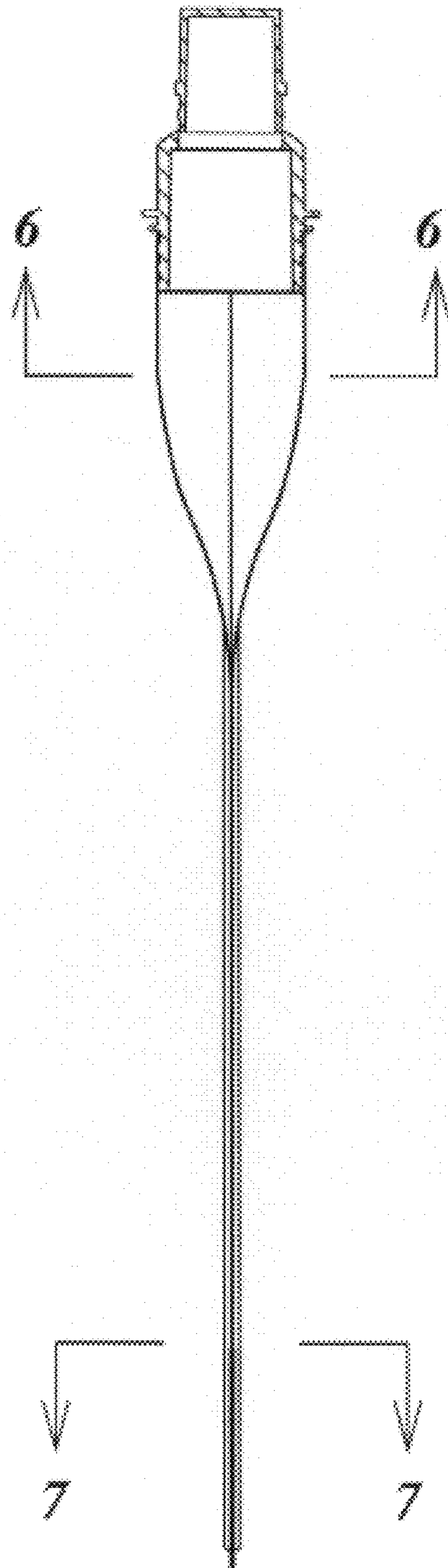


FIG. 6

FIG. 7


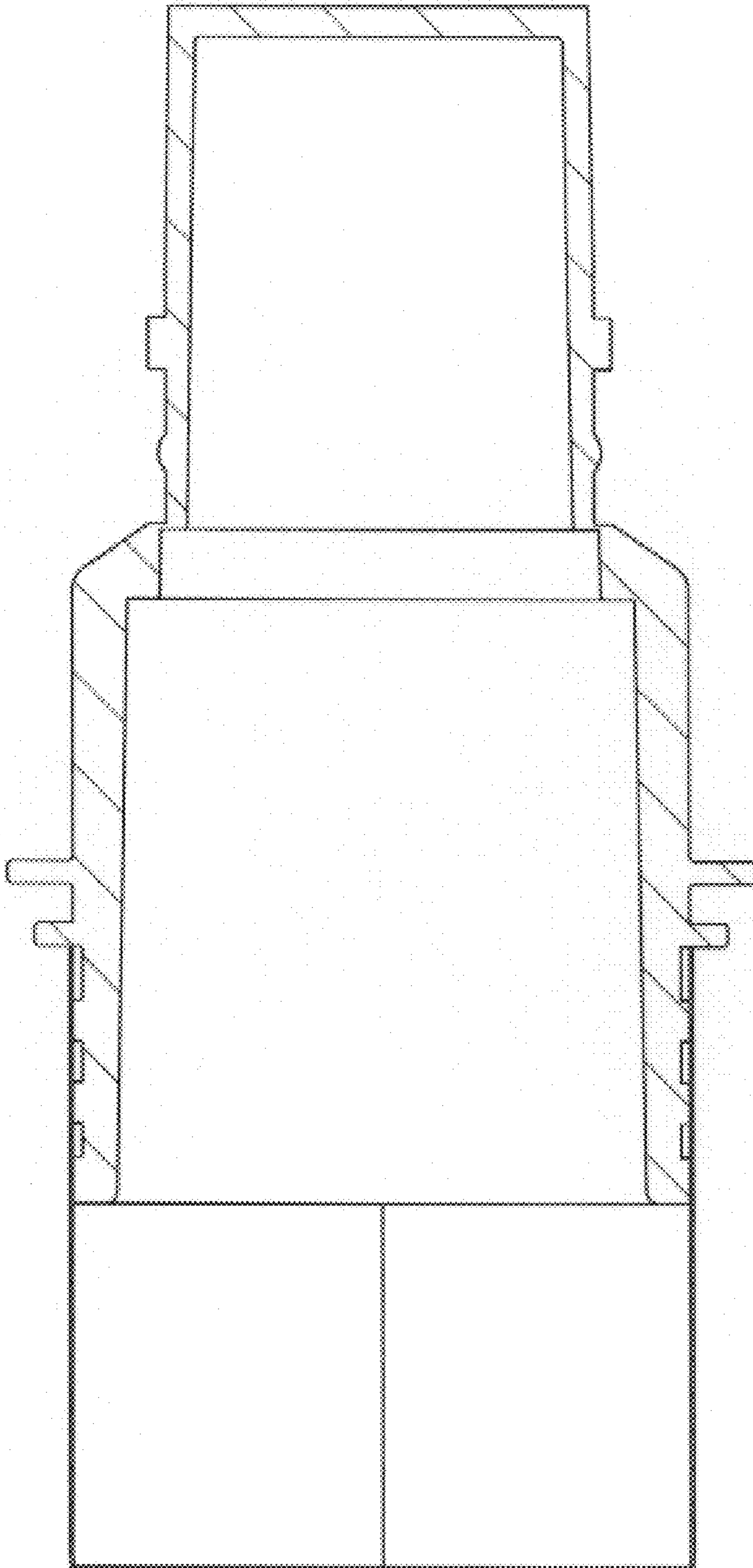


FIG. 8

