



US00D589805S

(12) **United States Design Patent**
Kunesh et al.

(10) **Patent No.:** **US D589,805 S**

(45) **Date of Patent:** **** Apr. 7, 2009**

(54) **BOTTLE**

(75) Inventors: **Edward J. Kunesh**, Franksville, WI
(US); **David P. Mather**, Milwaukee, WI
(US)

(73) Assignee: **S. C. Johnson & Son, Inc.**, Racine, WI
(US)

(**) Term: **14 Years**

(21) Appl. No.: **29/295,539**

(22) Filed: **Oct. 1, 2007**

(51) **LOC (9) Cl.** **09-01**

(52) **U.S. Cl.** **D9/521**

(58) **Field of Classification Search** D9/516,
D9/520, 521, 529, 530, 537, 542, 558, 434,
D9/435, 452-454; 215/381-385

See application file for complete search history.

(56) **References Cited**

U.S. PATENT DOCUMENTS

D217,585 S	5/1970	Lambelet	
D323,291 S *	1/1992	Wilgus	D9/520
D363,225 S	10/1995	Kudo	
D421,910 S	3/2000	Warner et al.	
D467,807 S *	12/2002	Bakic	D9/521
D468,423 S	1/2003	Renfrew	
D470,752 S	2/2003	Kunesh et al.	
D470,753 S *	2/2003	Kunesh et al.	D9/521
D471,818 S *	3/2003	Weber	D9/521
D481,935 S *	11/2003	Kunesh et al.	D9/689
D487,400 S	3/2004	Oates	
D488,382 S	4/2004	Calello	
D499,026 S *	11/2004	Kunesh	D9/521
D501,141 S *	1/2005	Bakic	D9/521
D501,794 S *	2/2005	Kunesh et al.	D9/521
D508,406 S *	8/2005	Kerr et al.	D9/521
D522,866 S *	6/2006	Bakic	D9/521

D525,135 S *	7/2006	Bakic	D9/521
D528,005 S *	9/2006	Bakic	D9/529
D533,457 S	12/2006	Snyder	
D537,350 S *	2/2007	Bakic	D9/521
D539,652 S *	4/2007	Moretti	D9/521
D565,955 S *	4/2008	Bernard et al.	D9/521
D571,666 S *	6/2008	Shurtleff	D9/521

OTHER PUBLICATIONS

A Jan. 2007 advertisement for a Smucker's squeezable container.
A Jan. 2007 advertisement for Johnson's Softwash container.

* cited by examiner

Primary Examiner—Stella M Reid
Assistant Examiner—Keli L Hill

(57) **CLAIM**

The ornamental design for a bottle, as shown and described.

DESCRIPTION

The nature of this product is as a container, such as a container in the form of a bottle for holding and dispensing a liquid material, such as a personal care lotion.

FIG. 1 is a right, top front perspective view of a bottle embodying our new design;

FIG. 2 is a front elevational view thereof, the rear elevational view thereof being a mirror image of the front elevational view shown;

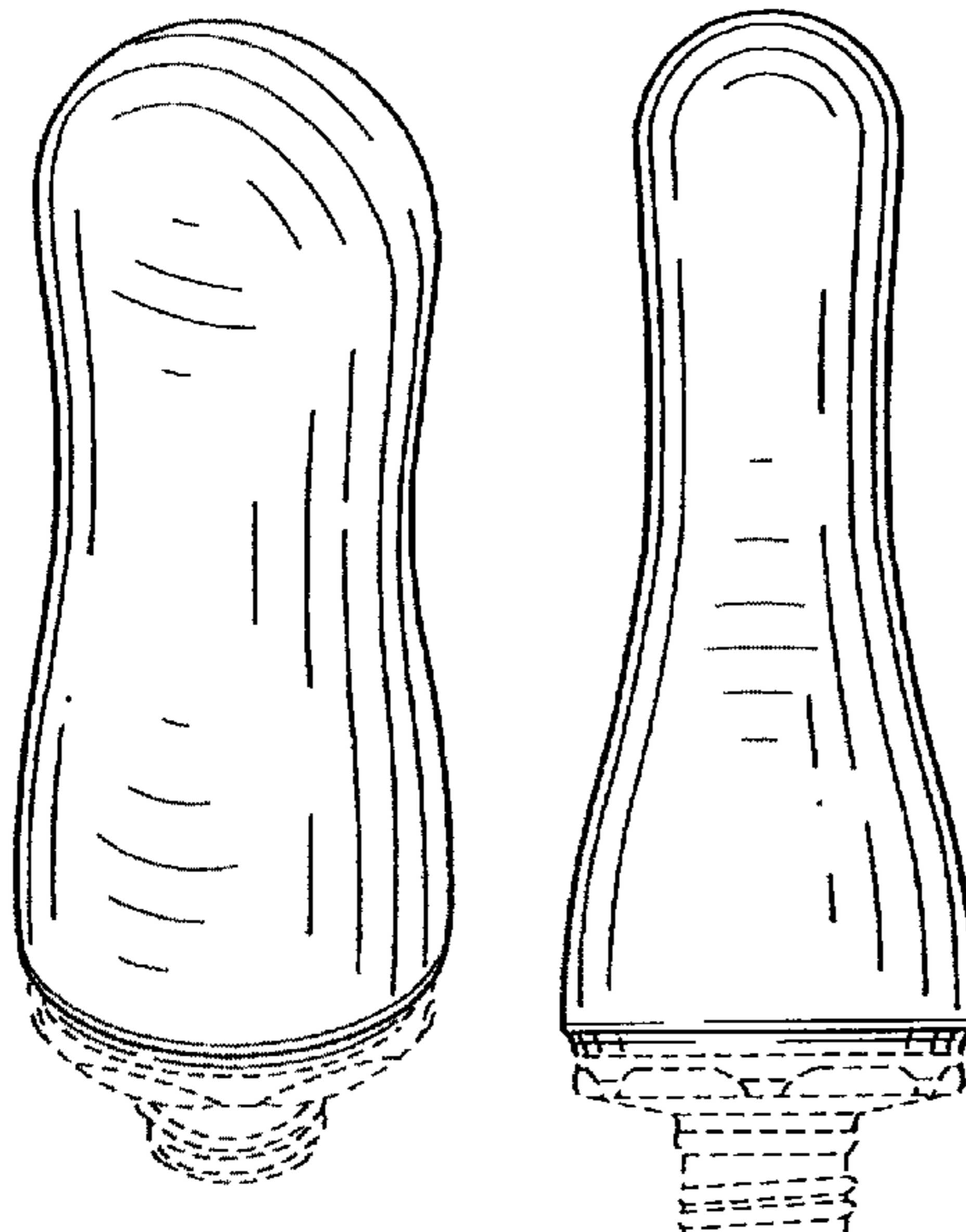
FIG. 3 is a left side elevational view thereof, the right side elevational view thereof being the mirror image thereof;

FIG. 4 is a top plan view thereof; and,

FIG. 5 is a bottom plan view thereof.

The broken lines representation of the bottle neck in FIGS. 1-3 and 5, are for illustration purposes only and form no part of the claim.

1 Claim, 2 Drawing Sheets



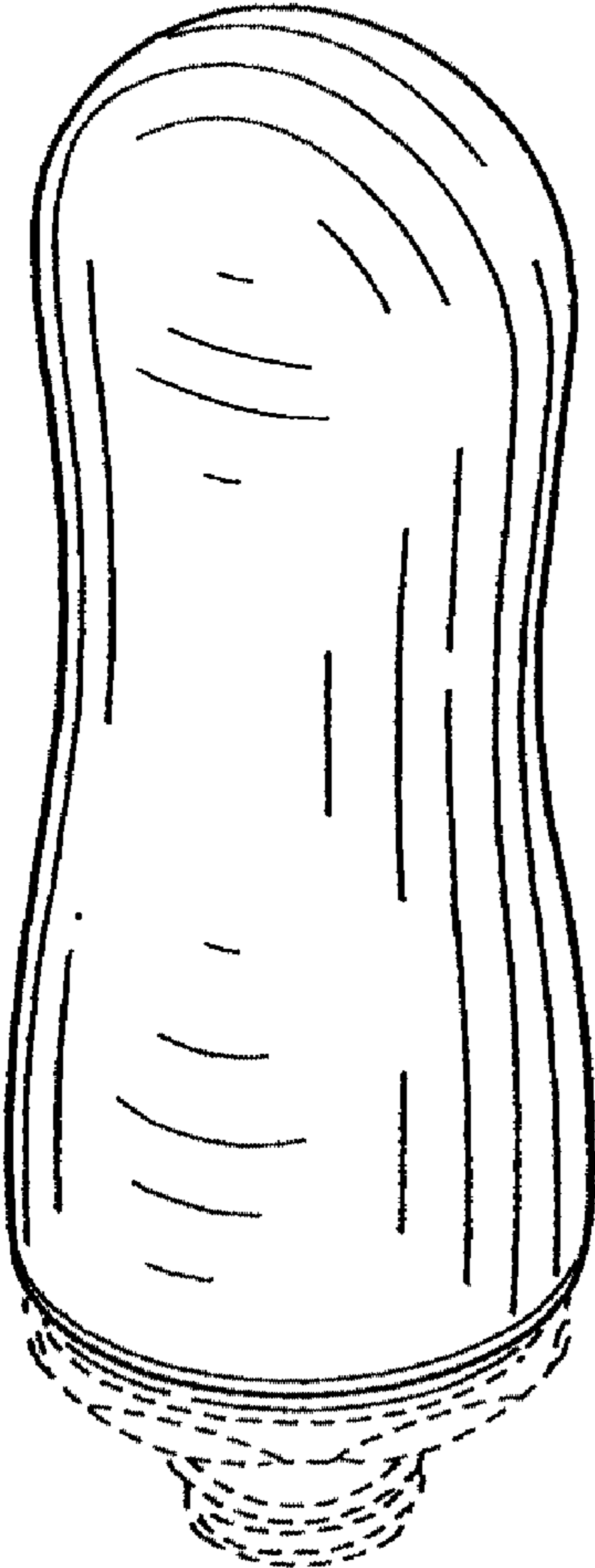


FIG. 1

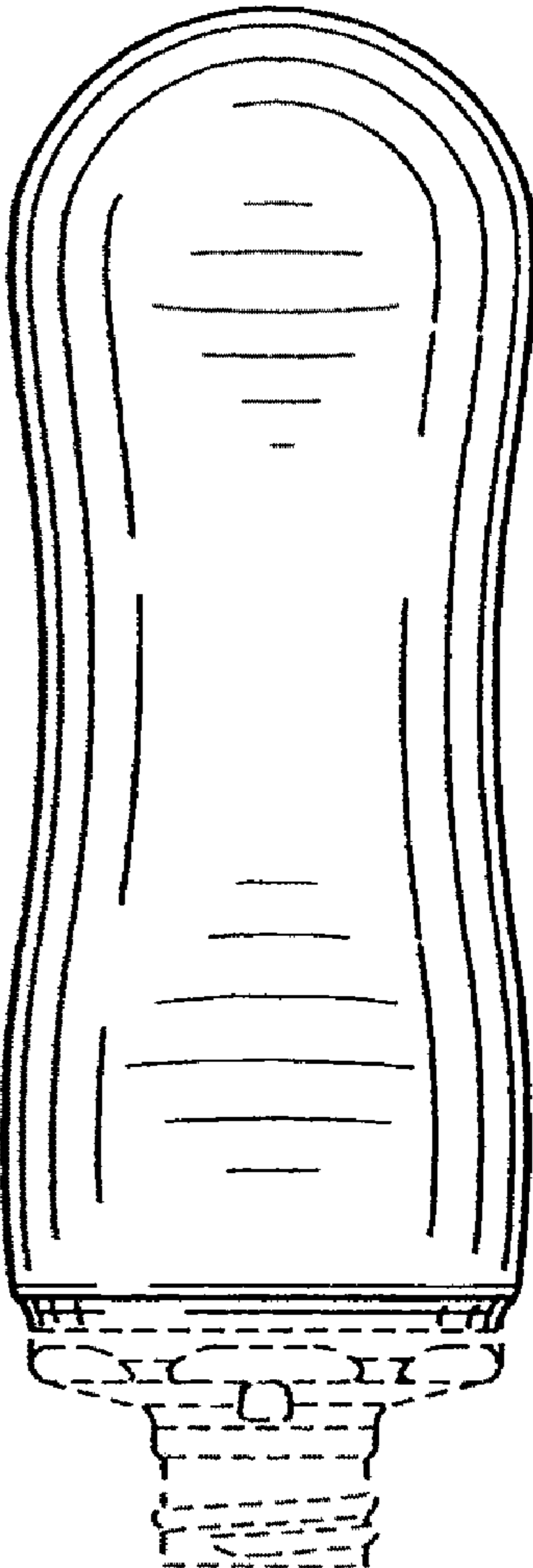


FIG. 2

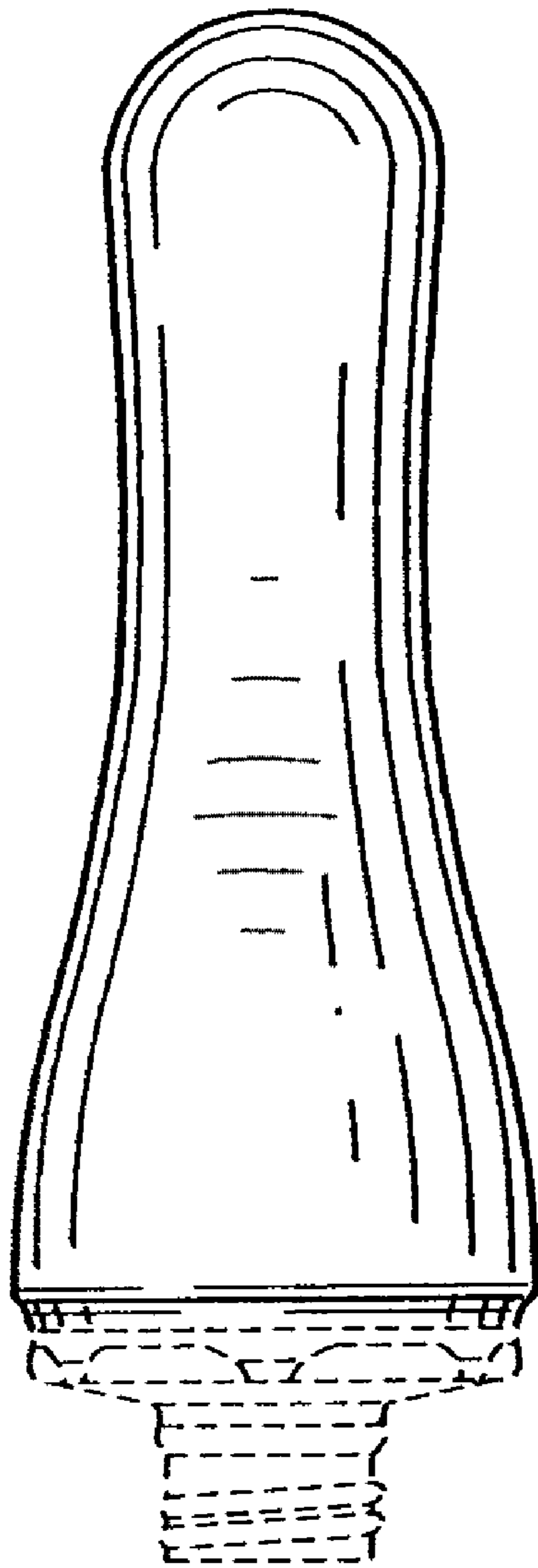


FIG. 3

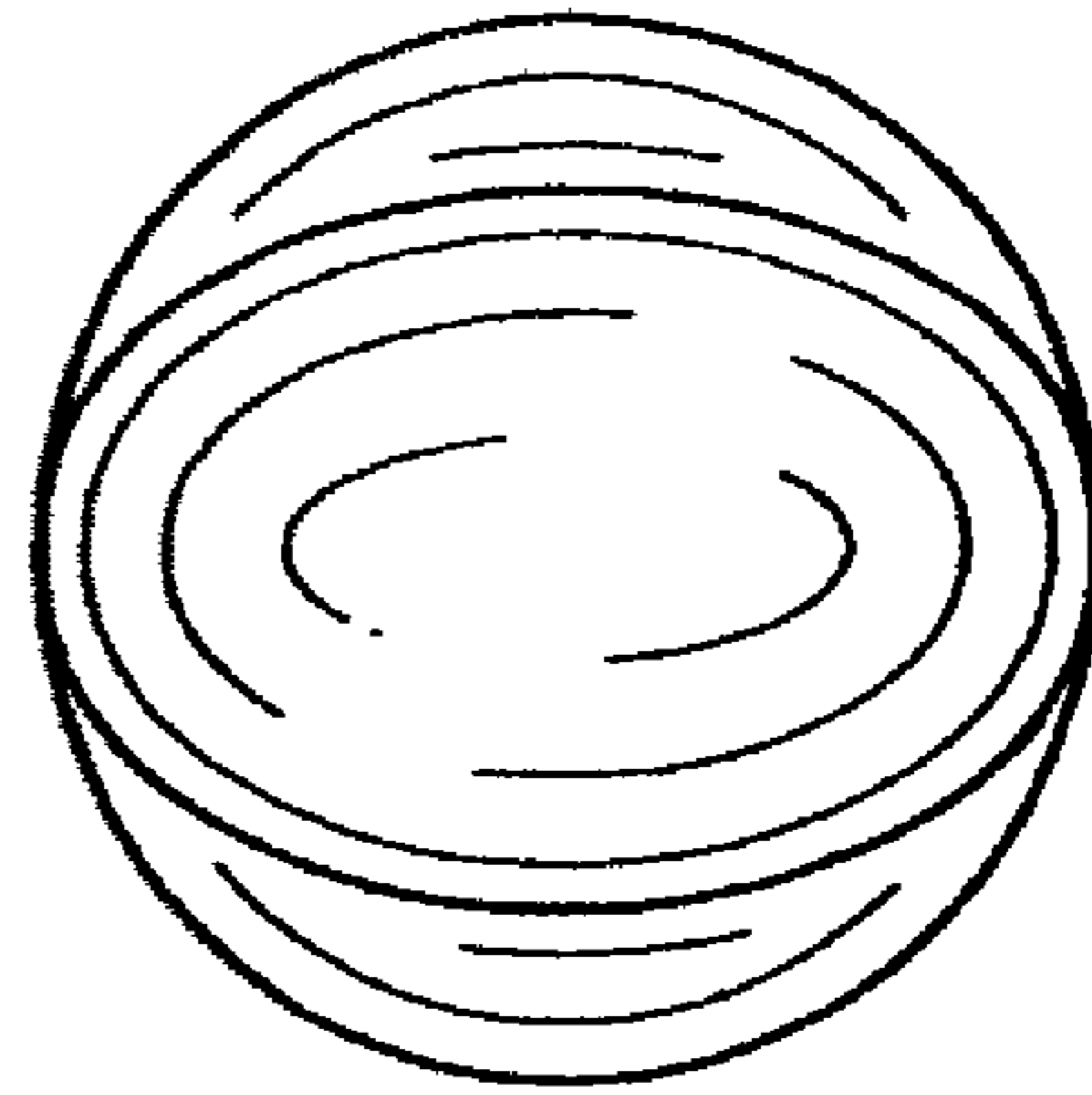


FIG. 4

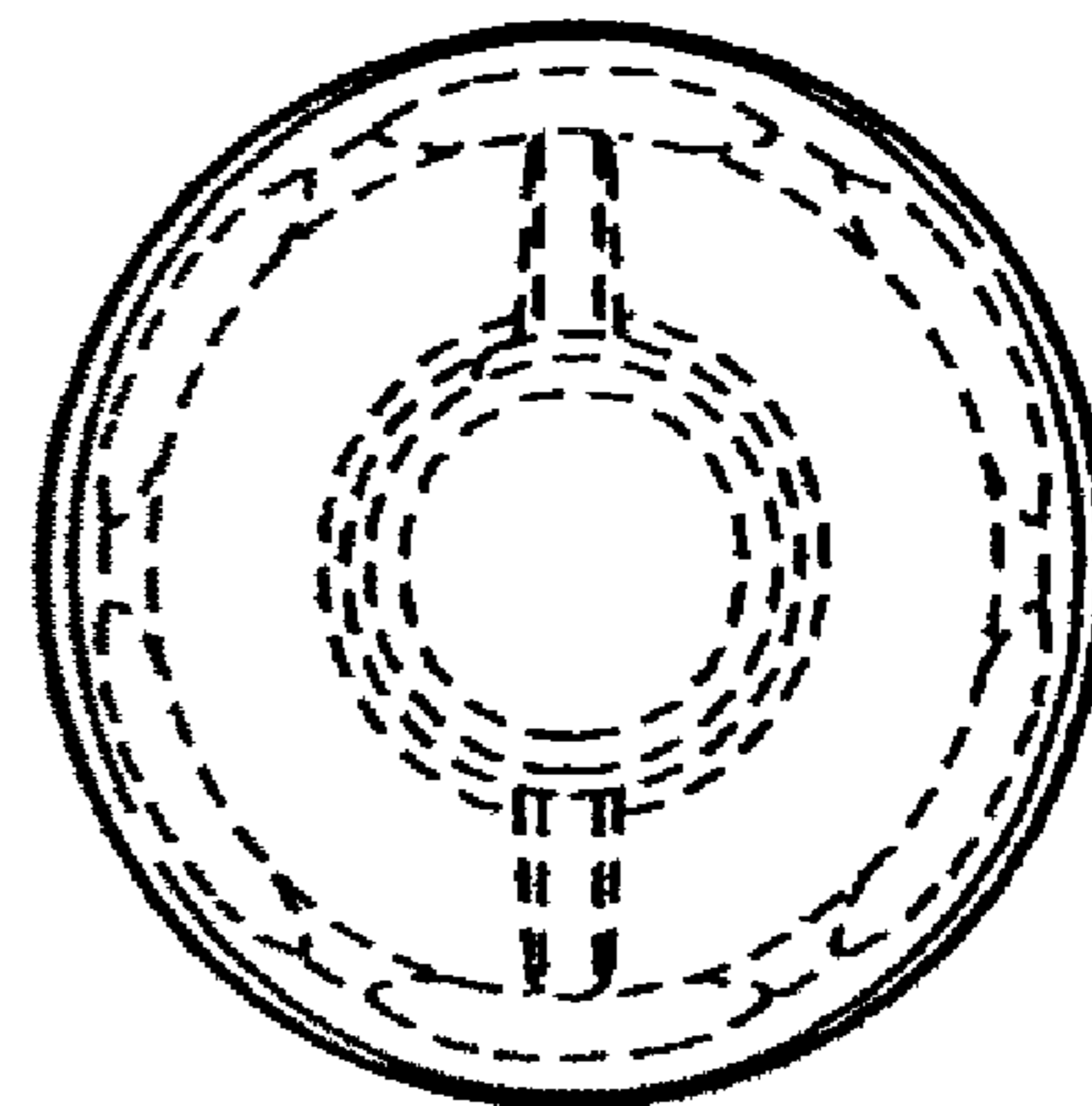


FIG. 5