



US00D589797S

(12) **United States Design Patent**
Stuart

(10) **Patent No.:** **US D589,797 S**

(45) **Date of Patent:** **** Apr. 7, 2009**

(54) **CAN END WITH RECESS**

(75) **Inventor:** **Iain Charles Edward Stuart**, Abingdon (GB)

(73) **Assignee:** **CROWN Packaging Technology Inc.**, Alsip, IL (US)

(**) **Term:** **14 Years**

(21) **Appl. No.:** **29/309,513**

(22) **Filed:** **Aug. 26, 2008**

Related U.S. Application Data

(62) Division of application No. 29/266,561, filed on Sep. 25, 2006.

Foreign Application Priority Data

Mar. 24, 2006 (EM) 000501861

(51) **LOC (9) Cl.** **09-07**

(52) **U.S. Cl.** **D9/454; D9/435**

(58) **Field of Classification Search** D9/454,
D9/453, 452, 448, 445, 444, 436, 435, 425;
D7/629, 587, 392.1, 391; D3/318; 220/802,
220/784, 781, 780, 737; 215/317, 316, 270,
215/261; D24/196

See application file for complete search history.

(56) **References Cited**

U.S. PATENT DOCUMENTS

D28,980 S * 7/1898 Sharps D9/454
D32,610 S * 5/1900 Gilchrist D9/454

D34,168 S * 3/1901 Gilchrist D9/454
D209,789 S * 1/1968 Huston D9/435
3,451,328 A * 6/1969 Swett D7/629
D257,933 S * 1/1981 Conti D7/392.1
D403,586 S * 1/1999 Bakic D9/454
D411,800 S * 7/1999 Kokenge et al. D9/454
D419,881 S * 2/2000 Kokenge et al. D9/454
D448,669 S * 10/2001 Carducci et al. D9/454
D457,433 S * 5/2002 Costanzo et al. D9/454
D483,989 S * 12/2003 Lillelund et al. D7/392.1
D489,611 S * 5/2004 Monsanty D9/435
D536,614 S * 2/2007 Peterson et al. D9/454

* cited by examiner

Primary Examiner—Susan Bennett Hattan

(74) *Attorney, Agent, or Firm*—Miles & Stockbridge P.C.; Vincent L. Ramik, Esq.

(57) **CLAIM**

The ornamental design for a can end with recess, as shown and described.

DESCRIPTION

FIG. 1 is a top perspective view of a can end with recess showing my new design,

FIG. 2 is a top plan view,

FIG. 3 is a bottom plan view,

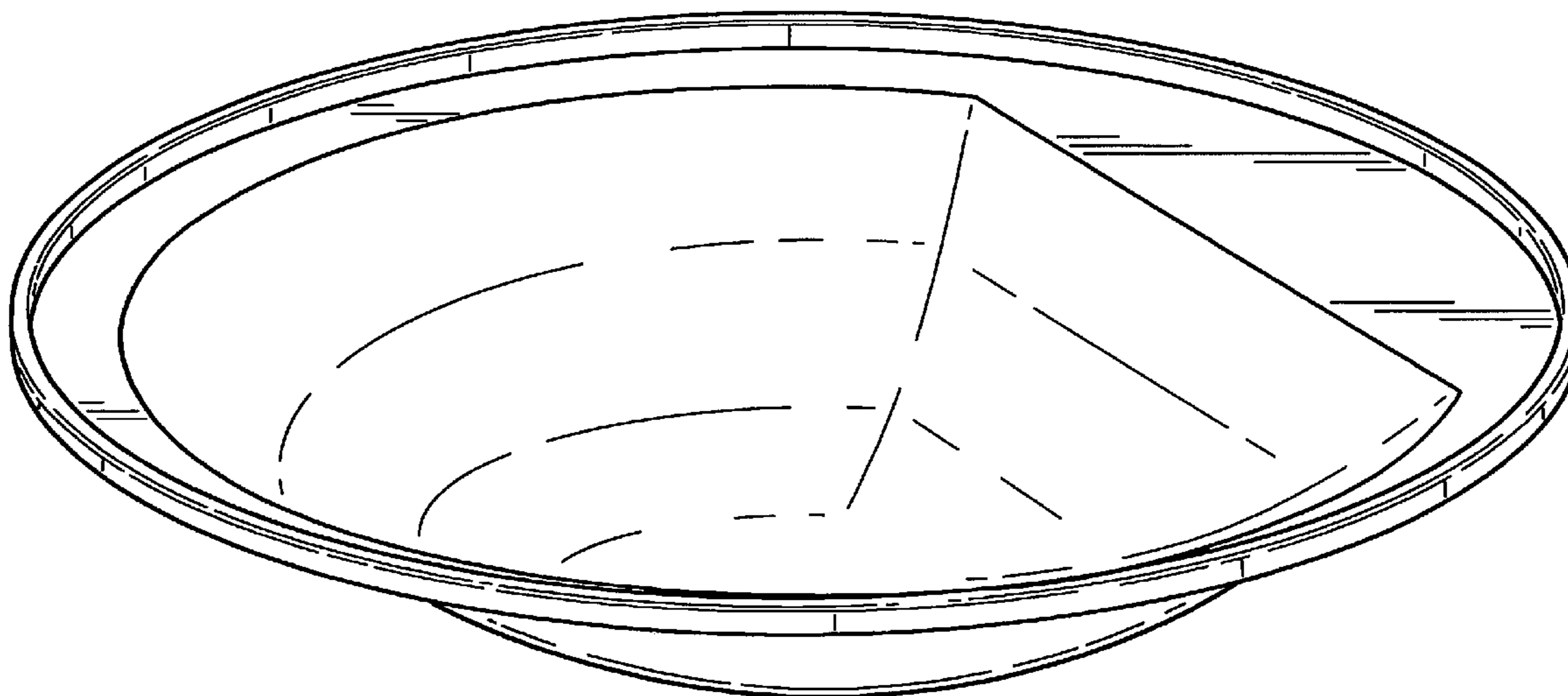
FIG. 4 is a rear elevational view,

FIG. 5 is a front elevational view,

FIG. 6 is a first side elevational view; and,

FIG. 7 is an opposite side elevational view.

1 Claim, 7 Drawing Sheets



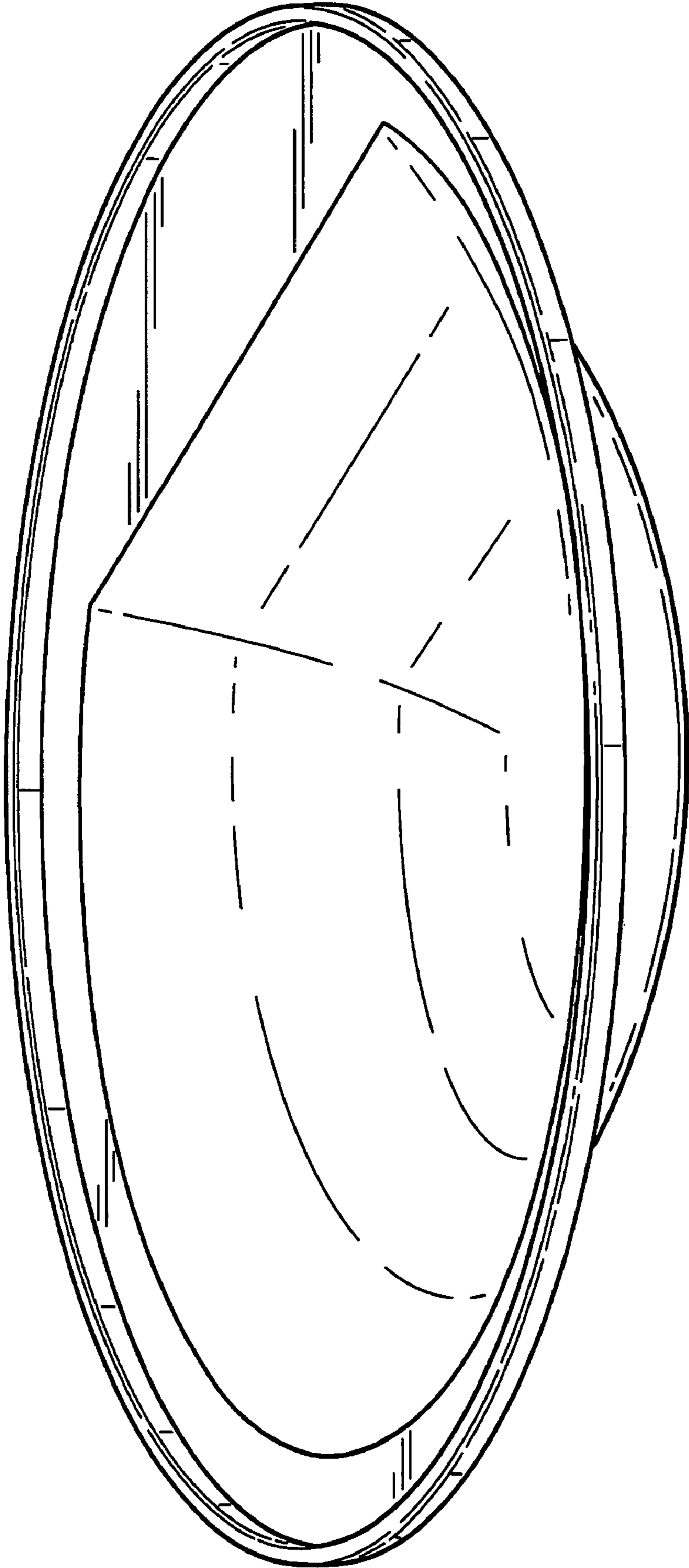


FIGURE 1

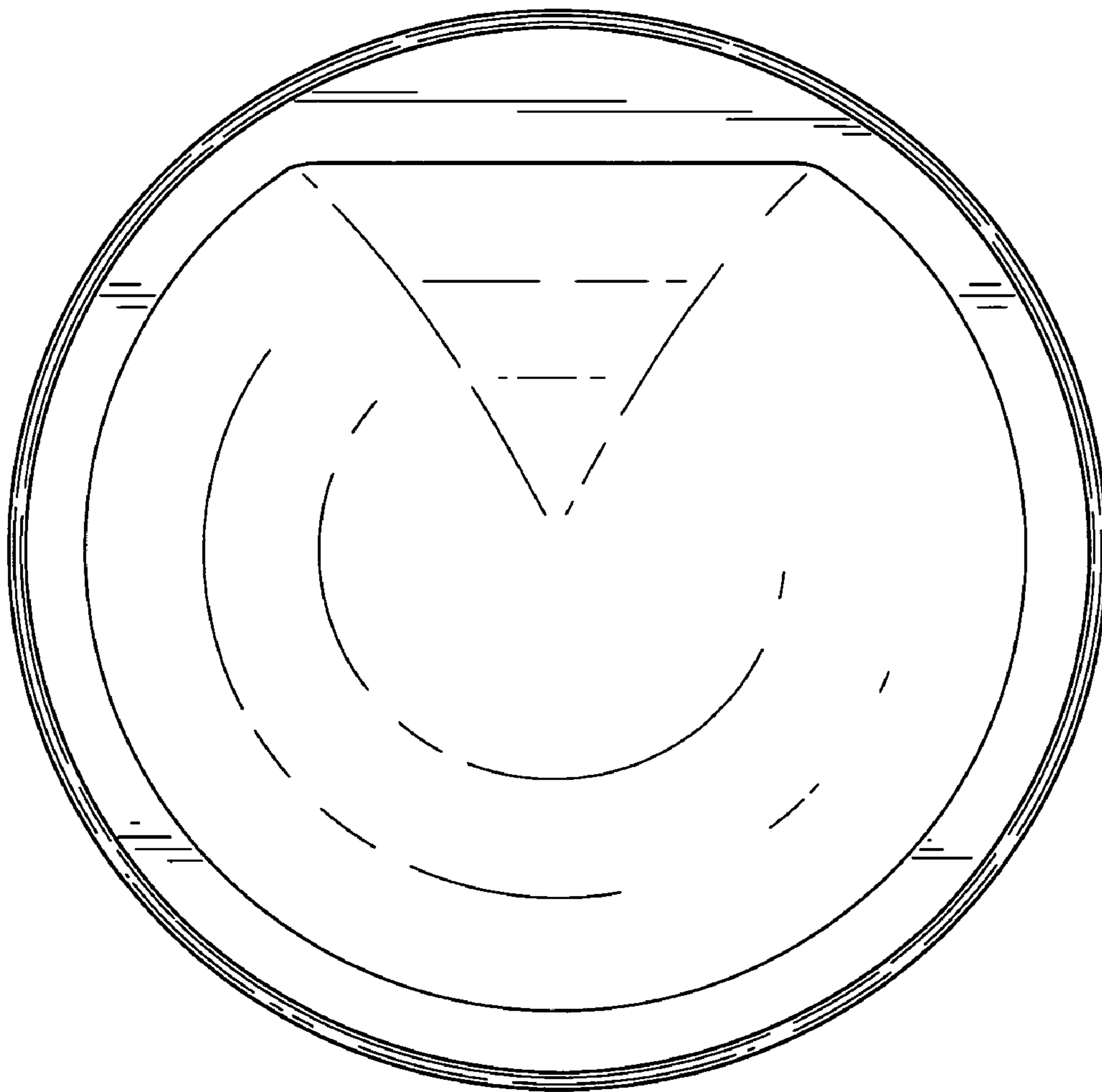


FIGURE 2

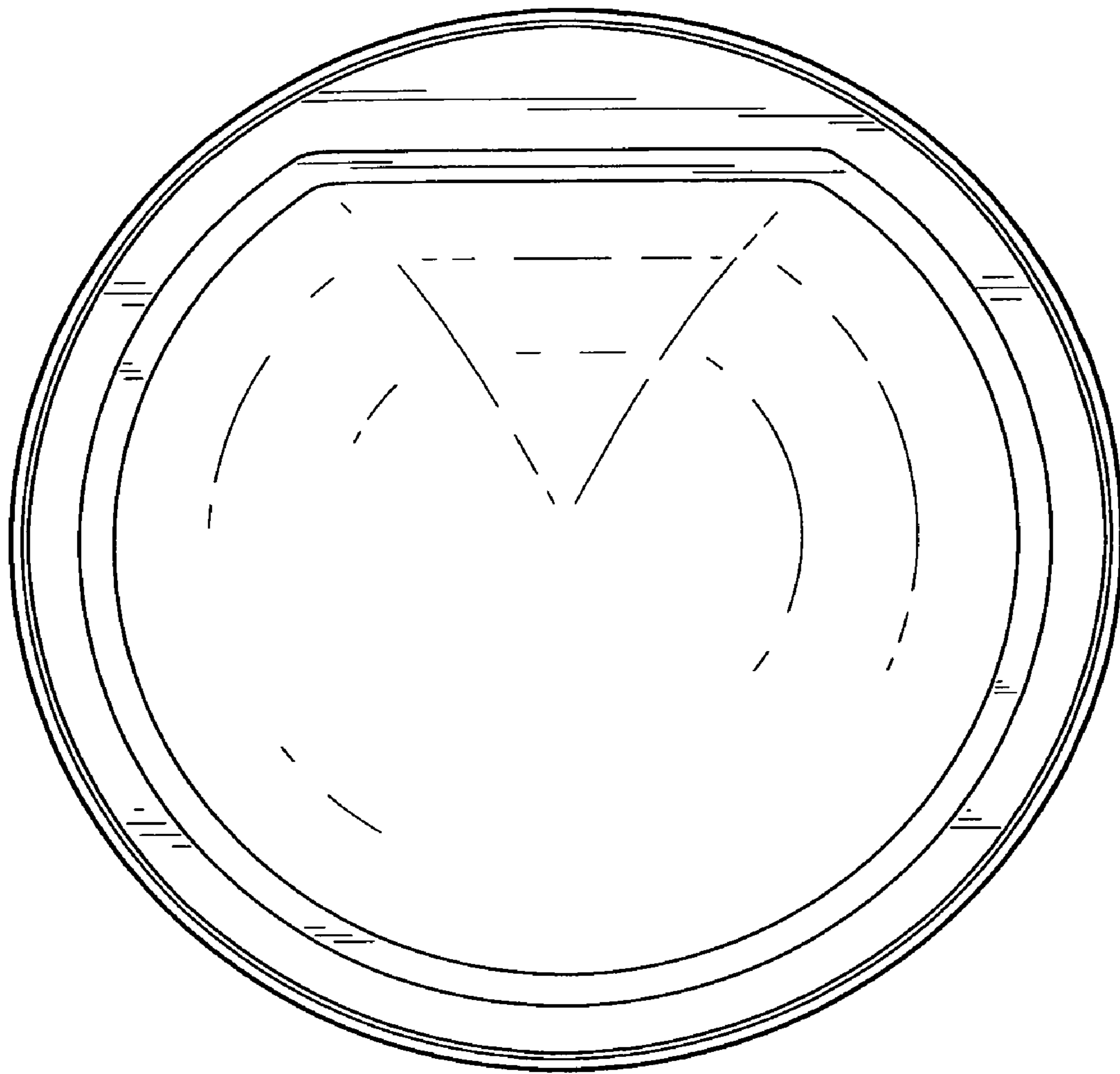


FIGURE 3

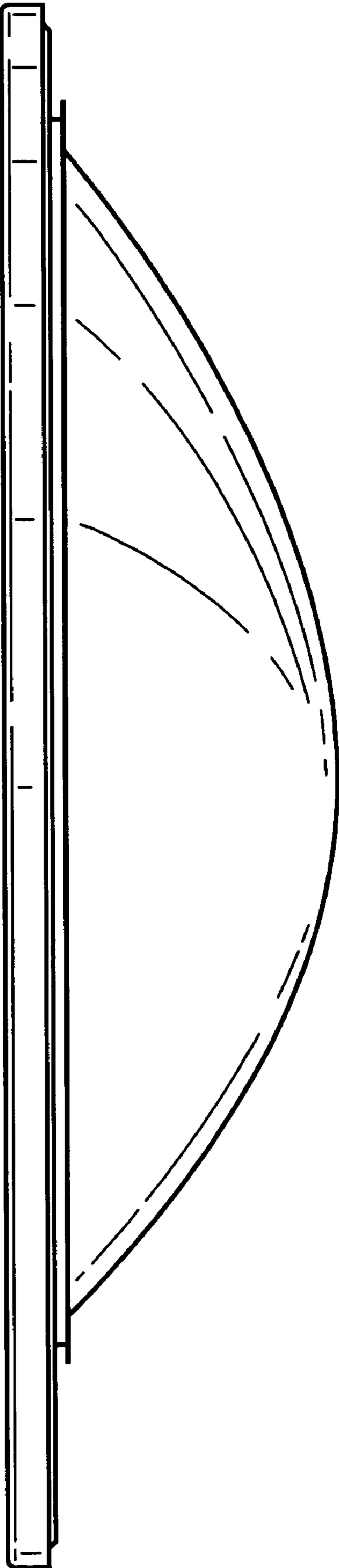


FIGURE 4

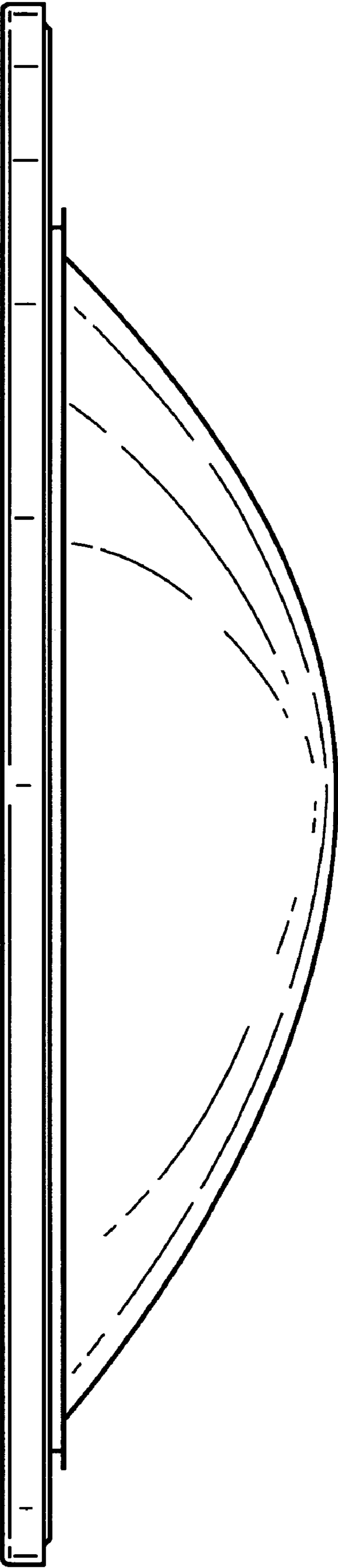


FIGURE 5

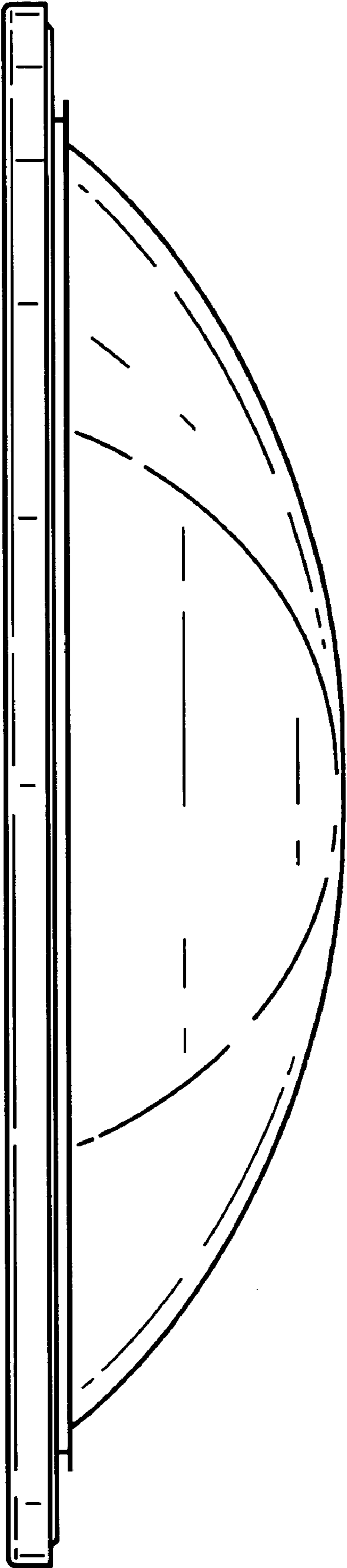


FIGURE 6

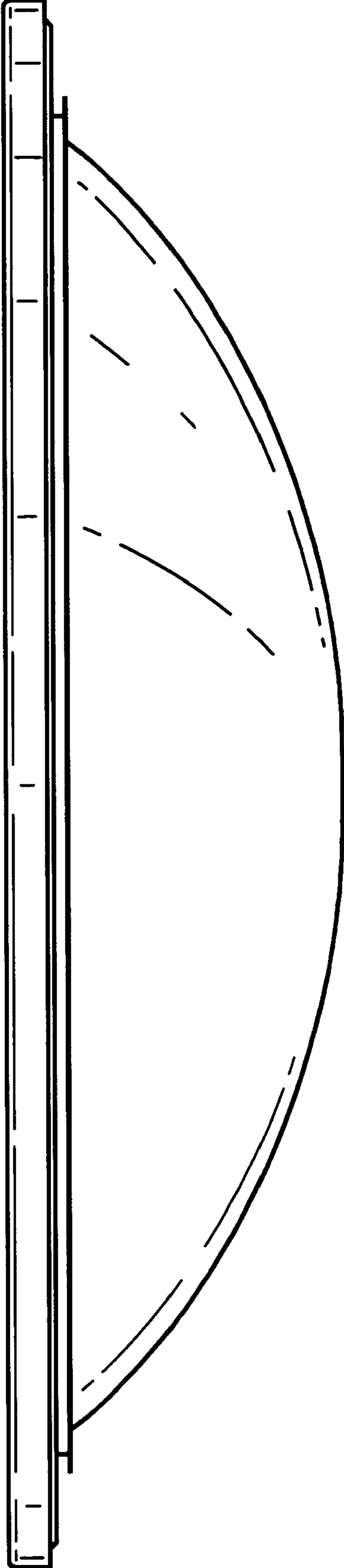


FIGURE 7