



US00D589792S

(12) **United States Design Patent**  
**Clabough et al.**

(10) **Patent No.:** **US D589,792 S**

(45) **Date of Patent:** **\*\* Apr. 7, 2009**

(54) **COLLECTION OF INDICIA FOR A CONSUMER PRODUCT**

(75) Inventors: **Mary C. Clabough**, Loveland, OH (US); **David Joseph Tesnar**, Cincinnati, OH (US); **Richard Charles Groot**, Covington, KY (US)

(73) Assignee: **The Procter & Gamble Company**, Cincinnati, OH (US)

(\*\*) Term: **14 Years**

(21) Appl. No.: **29/285,771**

(22) Filed: **Apr. 10, 2007**

(51) **LOC (9) Cl.** ..... **09-07**

(52) **U.S. Cl.** ..... **D9/434**

(58) **Field of Classification Search** ..... D9/734,  
D9/722, 652, 457, 454, 447, 443, 435, 434,  
D9/432, 430, 418, 415, 414; D8/367, 300;  
D6/515; D20/40, 27, 22, 11, 10; D14/495,  
D14/491, 489, 488, 487; D11/95, 84, 83,  
D11/81, 241, 240, 238, 225, 224, 223, 116;  
294/158, 145; 221/63, 48, 305, 303; 229/117.23;  
16/444

See application file for complete search history.

(56) **References Cited**

**U.S. PATENT DOCUMENTS**

D38,475 S \* 3/1907 Arnold ..... D11/84

D344,102 S \* 2/1994 Polak et al. .... D20/11  
D390,548 S \* 2/1998 Maekawa et al. .... D14/488  
D395,921 S \* 7/1998 Funk et al. .... D20/11  
D449,344 S \* 10/2001 Curry ..... D20/11  
D480,401 S \* 10/2003 Kahn et al. .... D14/488  
D562,343 S \* 2/2008 Fletcher ..... D14/488  
D562,344 S \* 2/2008 Anderson et al. .... D14/488  
D562,843 S \* 2/2008 Fletcher et al. .... D14/488  
D569,875 S \* 5/2008 Fletcher et al. .... D14/488

\* cited by examiner

*Primary Examiner*—Susan Bennett Hattan

(74) *Attorney, Agent, or Firm*—Larry L. Huston; Kim W. Zerby

(57) **CLAIM**

The ornamental design for a collection of indicia for a consumer product, as shown and described.

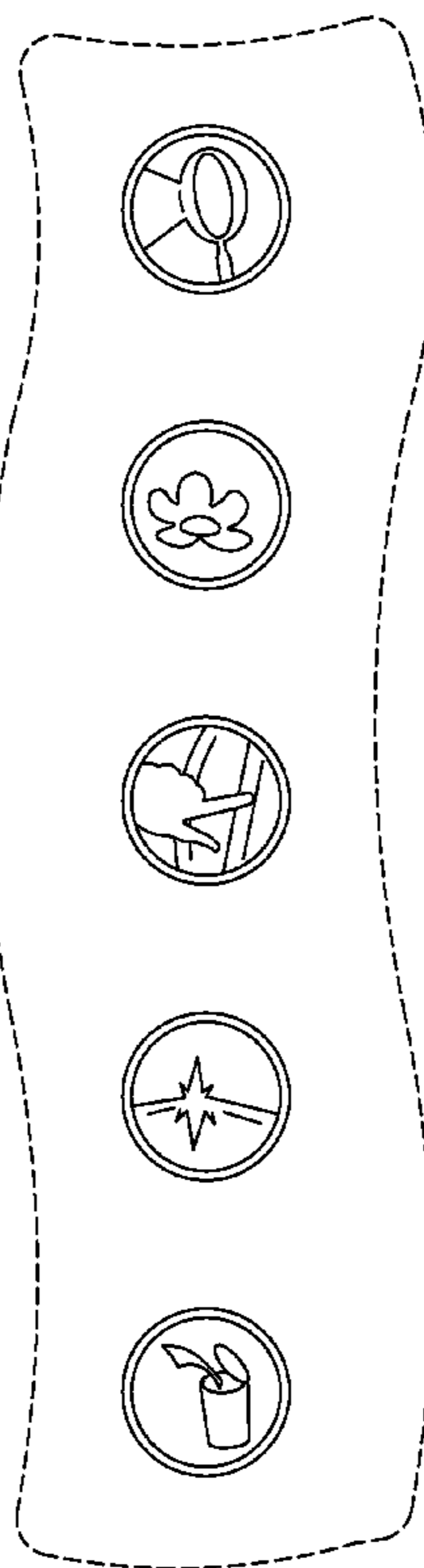
**DESCRIPTION**

FIG. 1 is a collection of indicia for a consumer product according to the present invention; and,

FIG. 2 is a collection of indicia for a consumer product according to the present invention showing a second embodiment.

The broken lines in FIGS. 1 and 2 define boundaries of the claimed design and form no part of the claimed design.

**1 Claim, 2 Drawing Sheets**



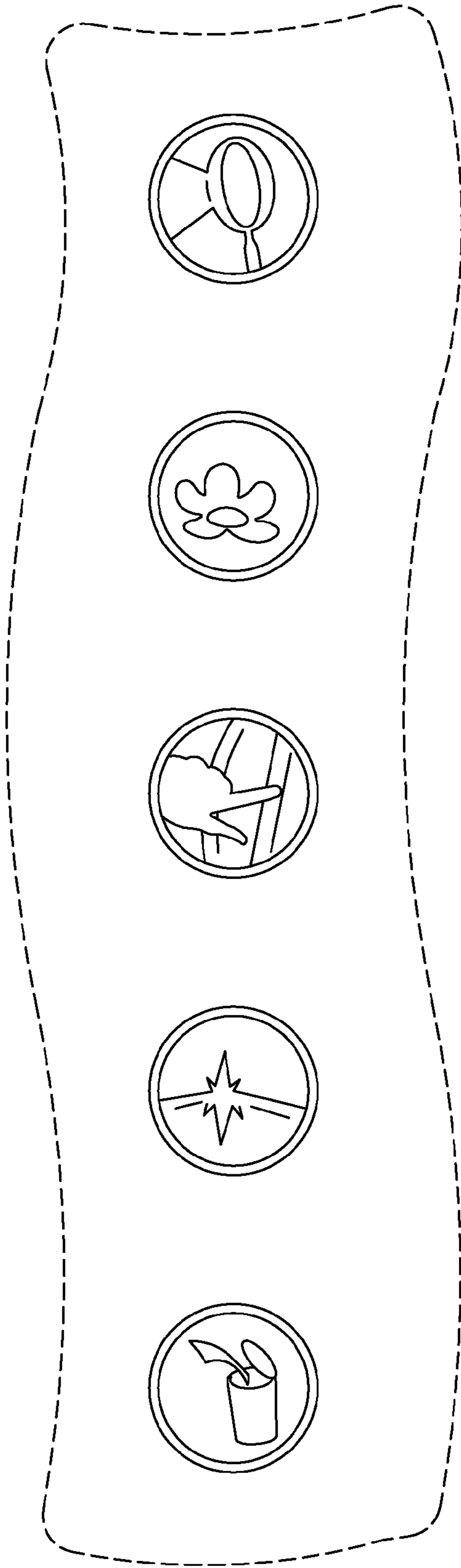


FIG. 1

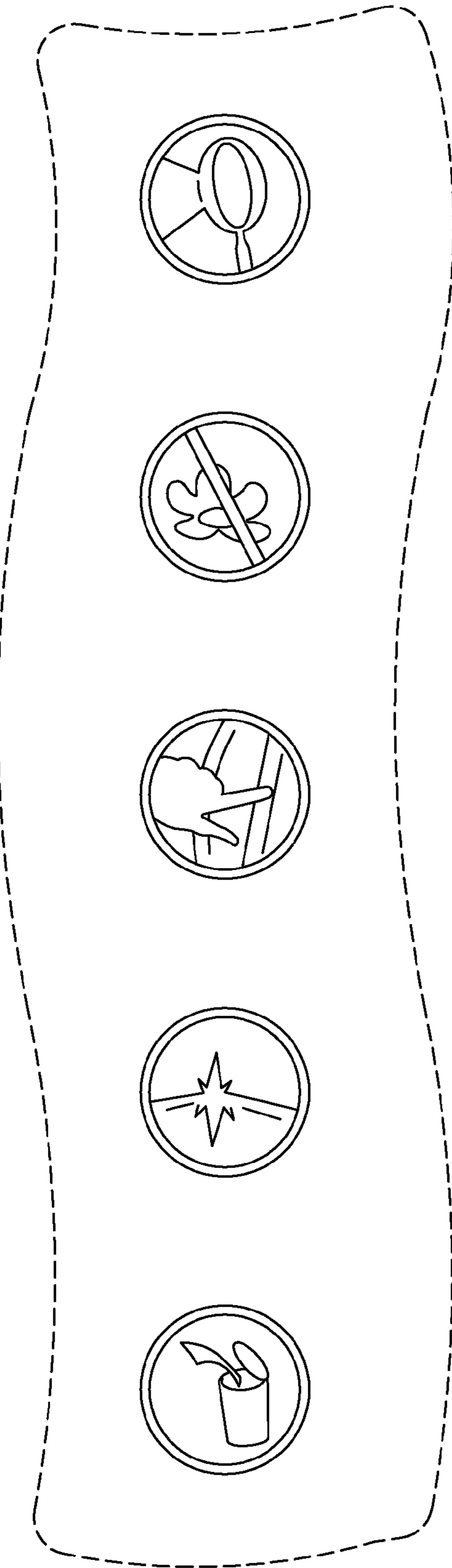


FIG. 2