



US00D589775S

(12) **United States Design Patent**  
**Haraguchi et al.**

(10) **Patent No.:** **US D589,775 S**

(45) **Date of Patent:** **\*\* Apr. 7, 2009**

(54) **GLASS CUTTER**

(75) Inventors: **Hirotake Haraguchi**, Hyogo (JP);  
**Kazuya Maekawa**, Hyogo (JP)

(73) Assignee: **Mitsubishi Diamond Industrial Co., Ltd.**, Osaka (JP)

(\*\*) Term: **14 Years**

(21) Appl. No.: **29/297,530**

(22) Filed: **Nov. 13, 2007**

(30) **Foreign Application Priority Data**

Jun. 12, 2007 (JP) ..... 2007-015538

(51) **LOC (9) Cl.** ..... **08-03**

(52) **U.S. Cl.** ..... **D8/98**

(58) **Field of Classification Search** ..... D8/14,  
D8/51, 98; 30/164.95, 164.9  
See application file for complete search history.

(56) **References Cited**

U.S. PATENT DOCUMENTS

4,215,472	A *	8/1980	Raven	.....	30/164.95
D261,982	S *	11/1981	Arai	.....	D8/98
D262,435	S *	12/1981	Arai	.....	D8/51
4,327,488	A *	5/1982	Connolly	.....	30/164.95
D265,543	S *	7/1982	Connolly	.....	D8/51
4,451,981	A *	6/1984	Kaniarz	.....	30/123.3
D274,598	S *	7/1984	Benedict	.....	D8/57

D275,171	S *	8/1984	Benedict	.....	D8/51
4,571,828	A *	2/1986	Miffitt	.....	30/123.3
D285,285	S *	8/1986	Soyama	.....	D8/98
4,818,535	A *	4/1989	Baines et al.	.....	424/407
D344,005	S *	2/1994	Arai	.....	D8/98

FOREIGN PATENT DOCUMENTS

JP 1210068 6/2004

\* cited by examiner

*Primary Examiner*—Philip S Hyder

(74) *Attorney, Agent, or Firm*—McGlew and Tuttle, P.C.

(57) **CLAIM**

The ornamental design for a glass cutter, as shown and described.

**DESCRIPTION**

FIG. 1 is a front view of our new glass cutter design;

FIG. 2 is a plan view thereof;

FIG. 3 is a bottom view thereof;

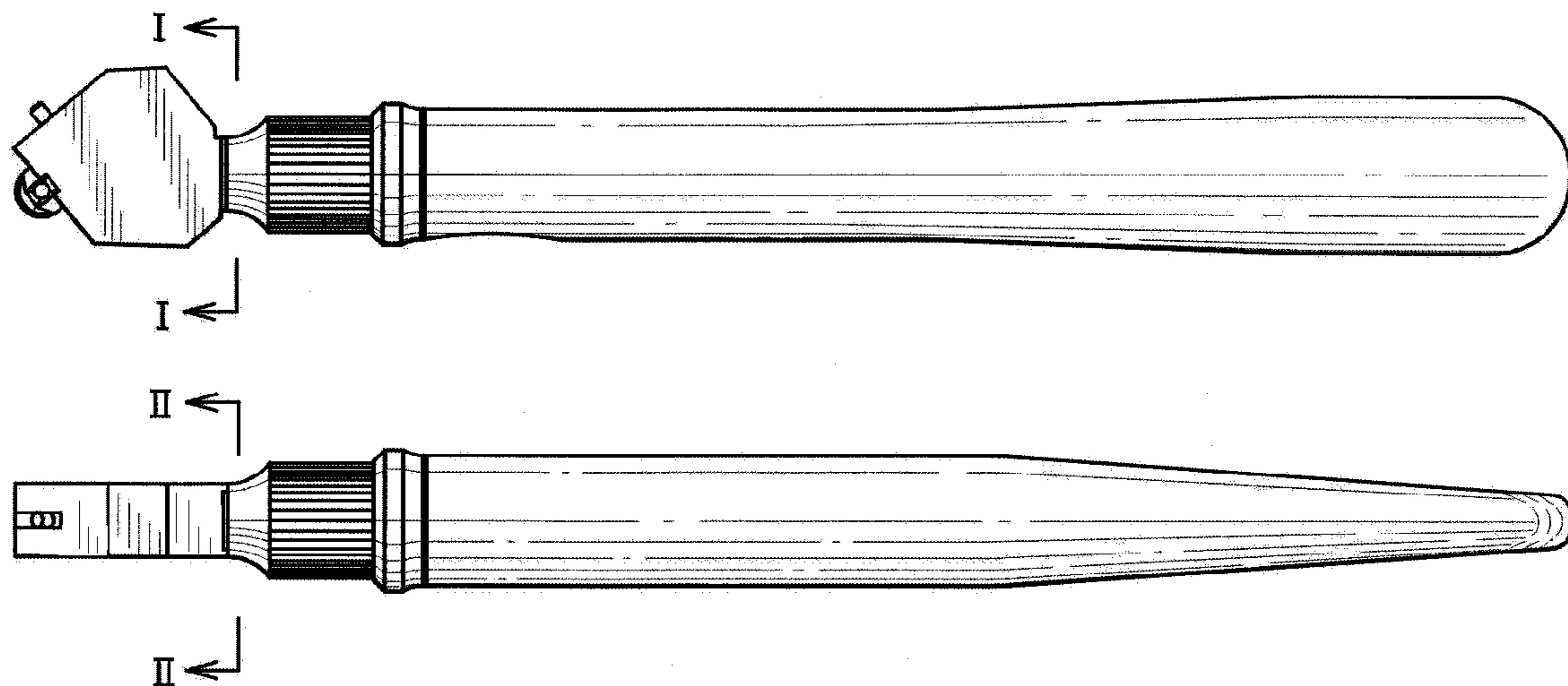
FIG. 4 is a left side view thereof;

FIG. 5 is a right side view thereof;

FIG. 6 is a partially enlarged view taken in the region II—II of FIG. 2; and,

FIG. 7 is a partially enlarged view taken in the region I—I of FIG. 1.

**1 Claim, 3 Drawing Sheets**



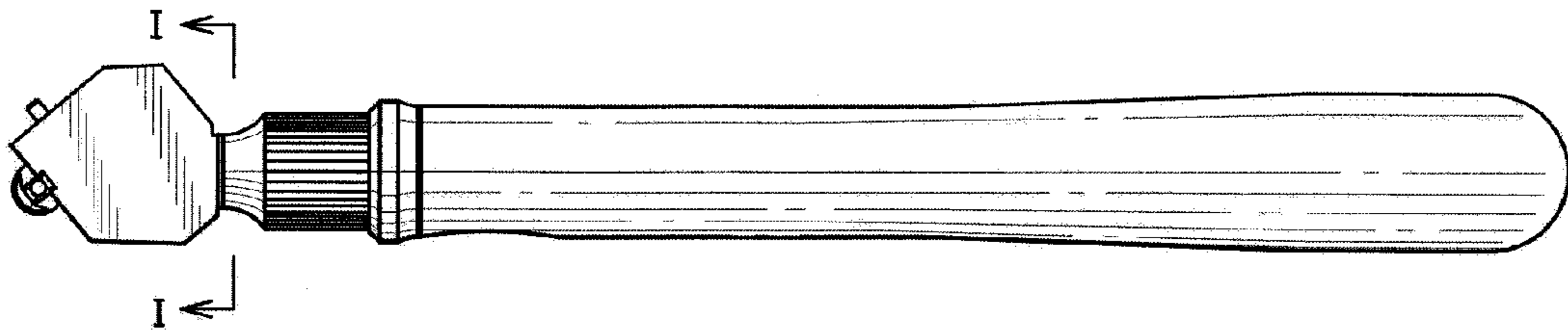


Fig. 1




Fig. 2




Fig. 3

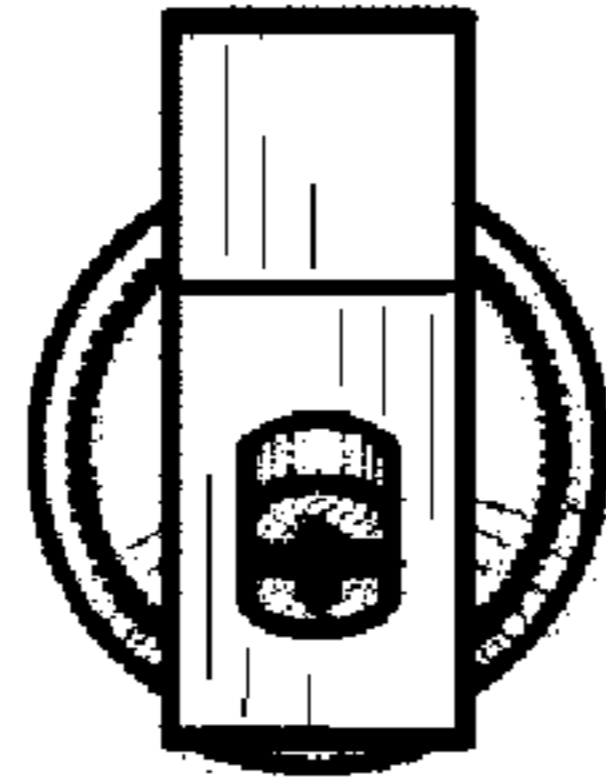


Fig. 4

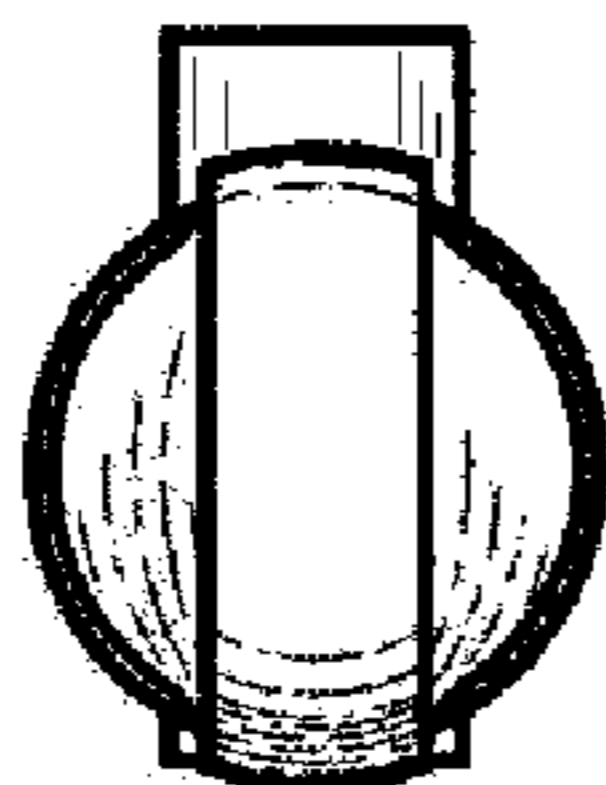


Fig. 5

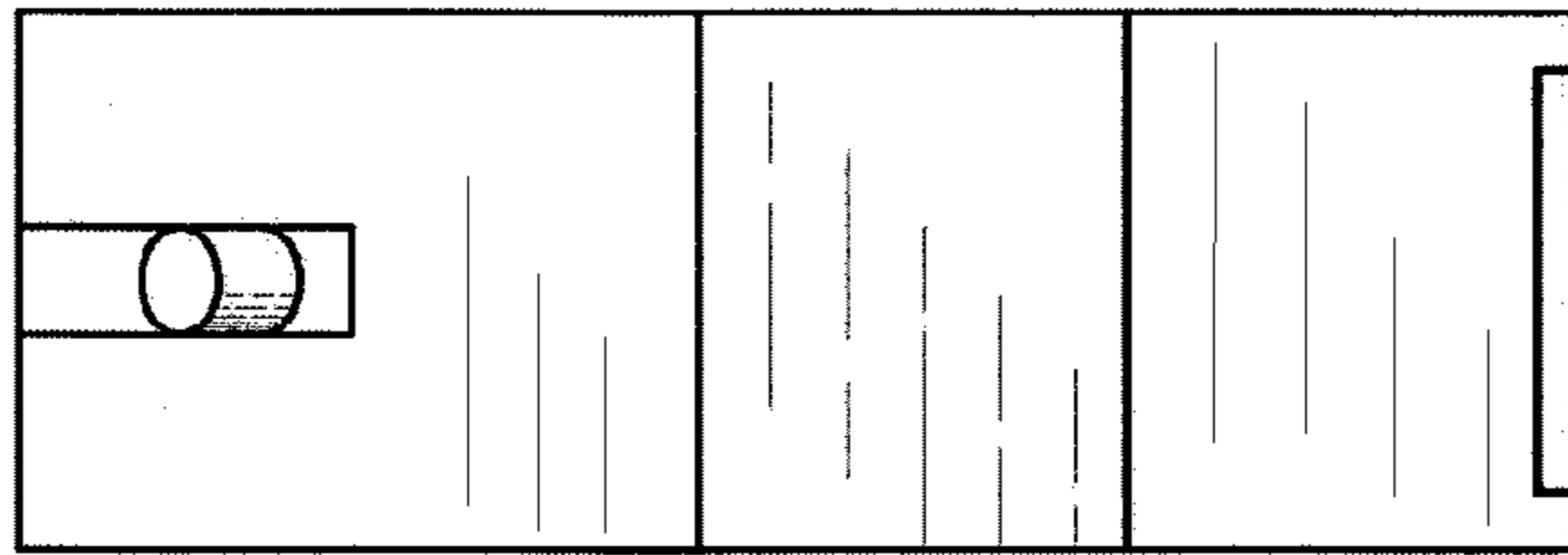


Fig. 6

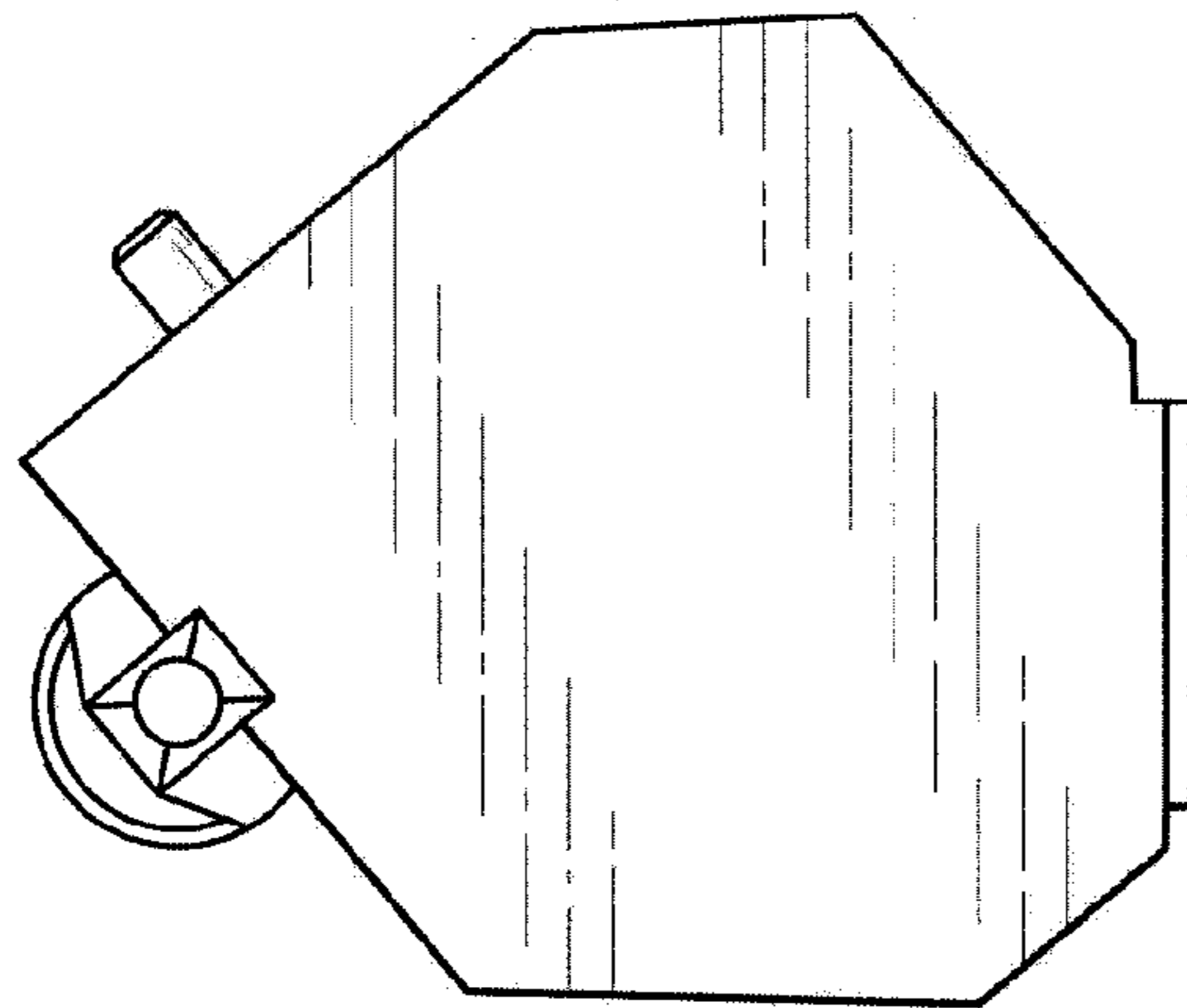


Fig. 7