



US00D589774S

(12) **United States Design Patent**  
**Haraguchi et al.**

(10) **Patent No.:** **US D589,774 S**

(45) **Date of Patent:** **\*\* Apr. 7, 2009**

(54) **GLASS CUTTER**

(75) Inventors: **Hirotake Haraguchi**, Hyogo (JP);  
**Kazuya Maekawa**, Hyogo (JP)

(73) Assignee: **Mitsubishi Diamond Industrial Co., Ltd.**, Osaka (JP)

(\*\*) Term: **14 Years**

(21) Appl. No.: **29/297,527**

(22) Filed: **Nov. 13, 2007**

(30) **Foreign Application Priority Data**

Jun. 12, 2007 (JP) ..... 2007-015537

(51) **LOC (9) Cl.** ..... **08-03**

(52) **U.S. Cl.** ..... **D8/98**

(58) **Field of Classification Search** ..... D8/14,  
D8/51, 98; 30/164.95, 164.9  
See application file for complete search history.

(56) **References Cited**

U.S. PATENT DOCUMENTS

- 4,215,472 A \* 8/1980 Raven ..... 30/164.95
- D261,982 S \* 11/1981 Arai ..... D8/98
- D262,435 S \* 12/1981 Arai ..... D8/51
- 4,327,488 A \* 5/1982 Connolly ..... 30/164.95
- D265,543 S \* 7/1982 Connolly ..... D8/51
- 4,451,981 A \* 6/1984 Kaniarz ..... 30/123.3
- D274,598 S \* 7/1984 Benedict ..... D8/57

- D275,171 S \* 8/1984 Benedict ..... D8/51
- 4,571,828 A \* 2/1986 Miffitt ..... 30/123.3
- D285,285 S \* 8/1986 Soyama ..... D8/98
- 4,818,535 A \* 4/1989 Baines et al. .... 424/407
- D344,005 S \* 2/1994 Arai ..... D8/98

FOREIGN PATENT DOCUMENTS

JP 1210068 6/2004

\* cited by examiner

*Primary Examiner*—Philip S Hyder

(74) *Attorney, Agent, or Firm*—McGlew and Tuttle, P.C.

(57) **CLAIM**

The ornamental design for a glass cutter, as shown and described.

**DESCRIPTION**

FIG. 1 is a front view of our new glass cutter design;

FIG. 2 is a plan view thereof;

FIG. 3 is a bottom view thereof;

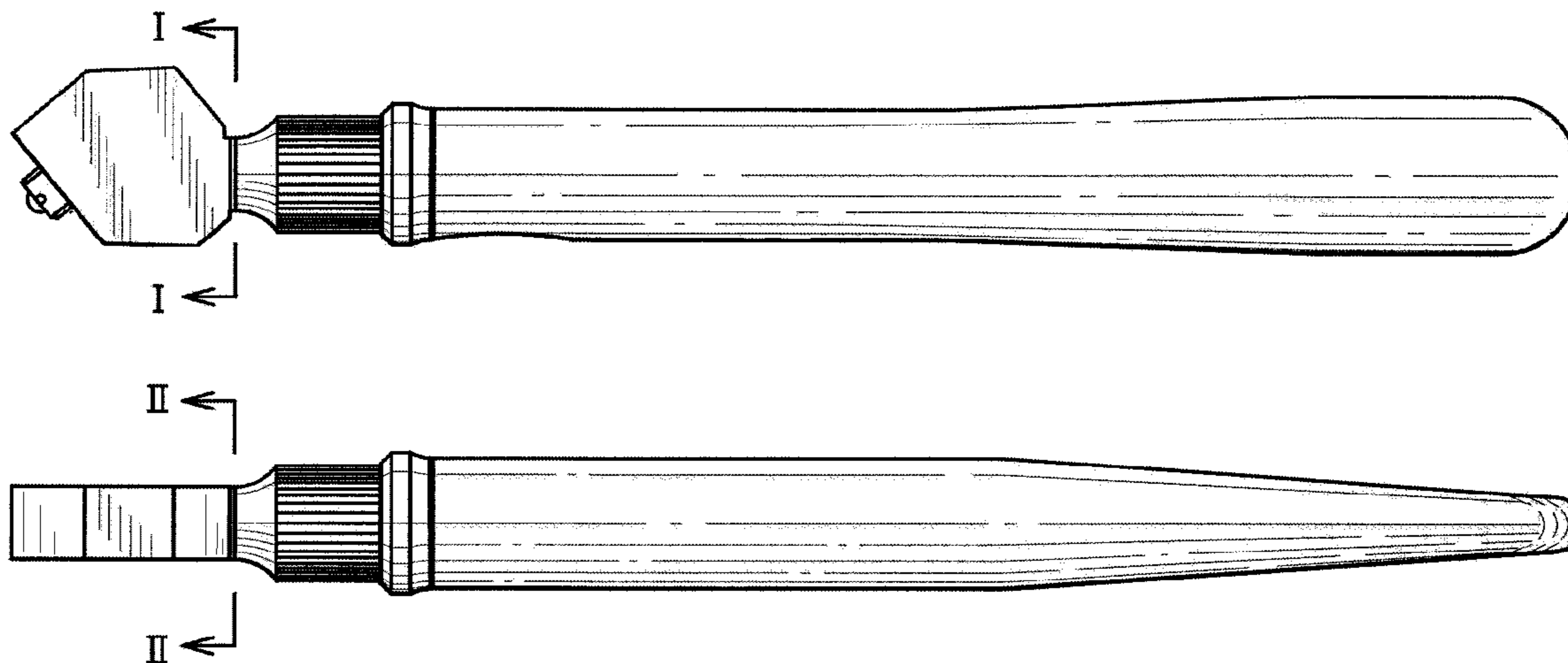
FIG. 4 is a left side view thereof;

FIG. 5 is a right side view thereof;

FIG. 6 is a partially enlarged view taken in the region II—II of FIG. 2; and,

FIG. 7 is a partially enlarged view taken in the region I—I of FIG. 1.

**1 Claim, 3 Drawing Sheets**



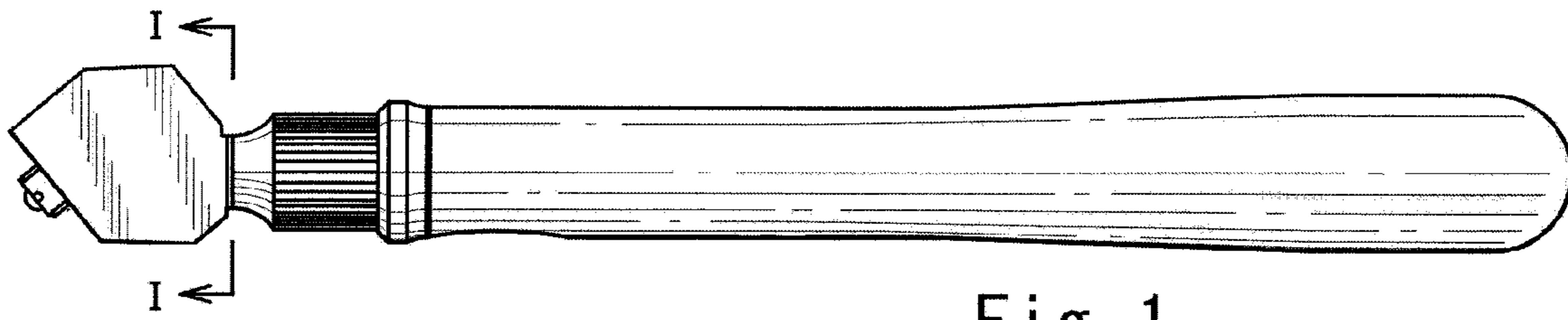


Fig. 1




Fig. 2




Fig. 3

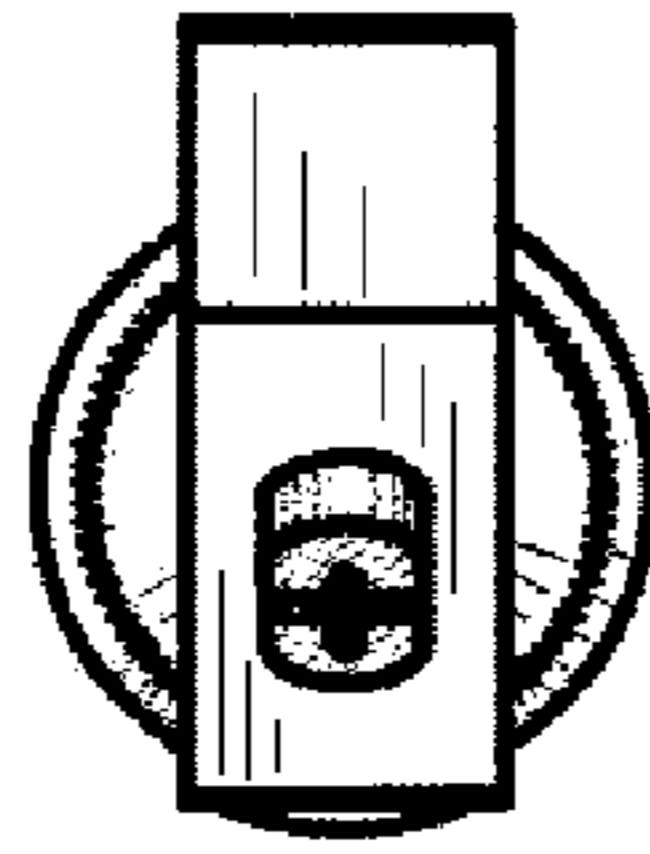


Fig. 4

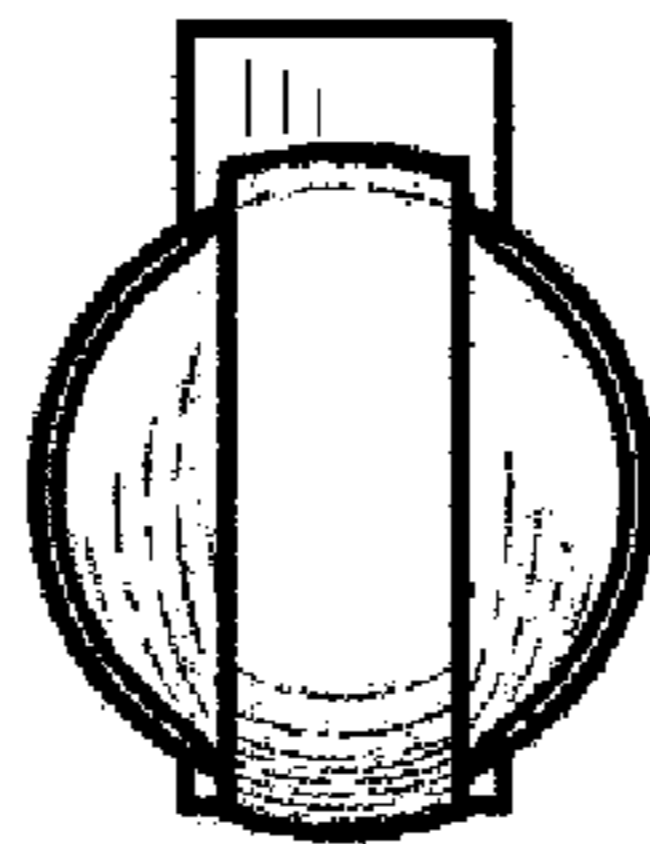


Fig. 5




Fig. 6

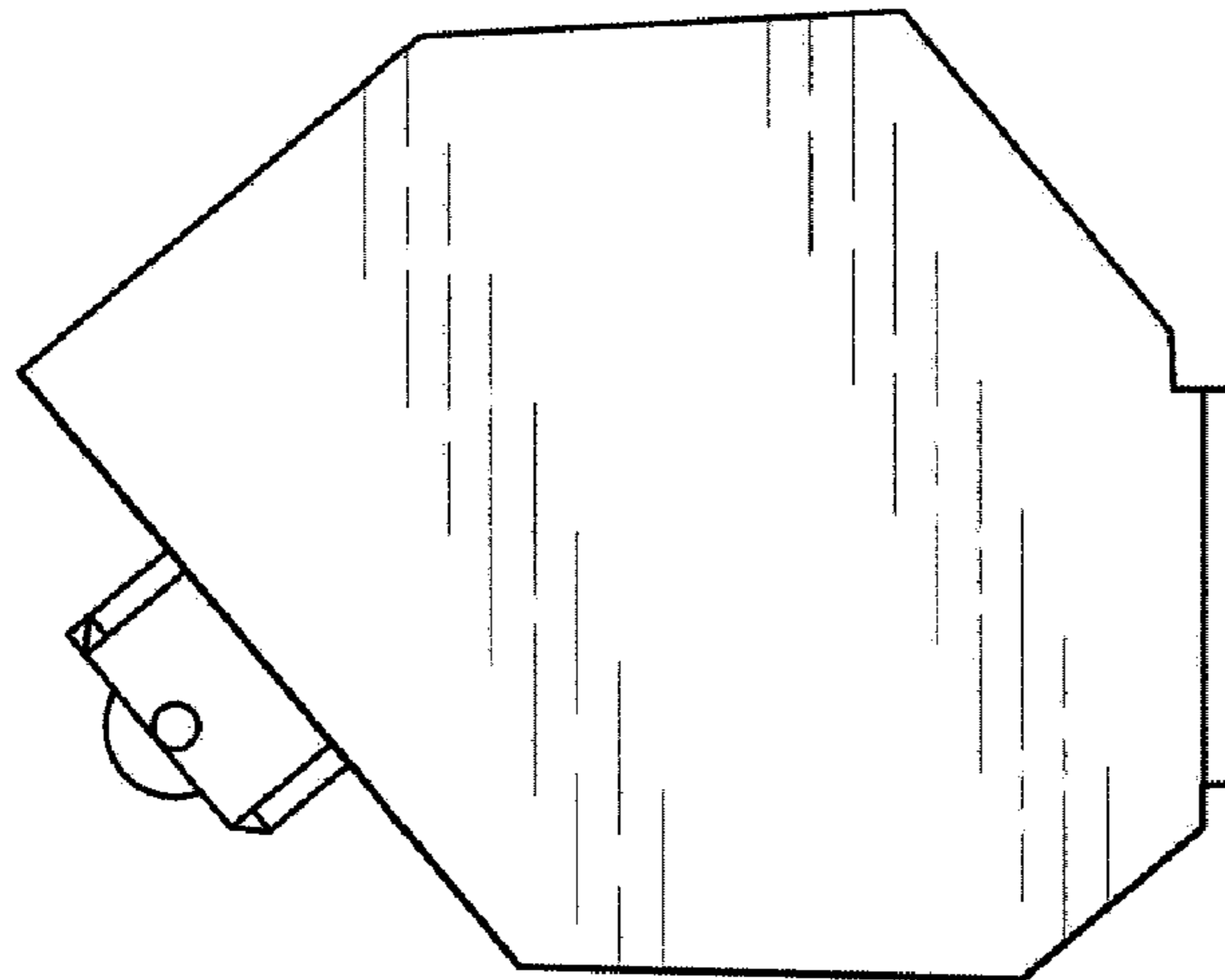


Fig. 7