



US00D589773S

(12) **United States Design Patent**  
**Finochiaro**

(10) **Patent No.:** **US D589,773 S**

(45) **Date of Patent:** **\*\* Apr. 7, 2009**

(54) **HAND GRIP**

(76) Inventor: **Kenneth C. Finochiaro**, 20600 Jura Trail, Lakeville, MN (US) 55044

(\*\*) Term: **14 Years**

(21) Appl. No.: **29/289,062**

(22) Filed: **Jul. 5, 2007**

(51) **LOC (9) Cl.** ..... **08-02**

(52) **U.S. Cl.** ..... **D8/80; D8/107; D21/756**

(58) **Field of Classification Search** ..... D8/75, D8/76, 77, 78, 79, 80, 81, 107, 303; D21/756; 81/20, 21, 489; 16/110.1

See application file for complete search history.

(56) **References Cited**

**U.S. PATENT DOCUMENTS**

5,014,984 A	5/1991	Brockhoff	
D328,776 S	8/1992	Braid	
D361,695 S *	8/1995	Sutker	D7/401.2
D371,818 S *	7/1996	Stolz	D21/756
D376,089 S *	12/1996	Allen	D8/80
D387,826 S	12/1997	Smallwood et al.	
D463,952 S *	10/2002	Zemel	D7/393

D469,492 S *	1/2003	Huang	D21/756
D481,611 S *	11/2003	Hung	D8/107
D520,091 S	5/2006	Leadbetter et al.	
7,115,043 B2	10/2006	Leadbetter et al.	
D532,472 S *	11/2006	Schauffele et al.	D21/756
D543,829 S *	6/2007	Berti	D8/321

\* cited by examiner

*Primary Examiner*—Philip S Hyder

(74) *Attorney, Agent, or Firm*—Richard John Bartz

(57) **CLAIM**

The ornamental design for the hand grip, as shown and described.

**DESCRIPTION**

FIG. 1 is a perspective view of the hand grip of my new design;

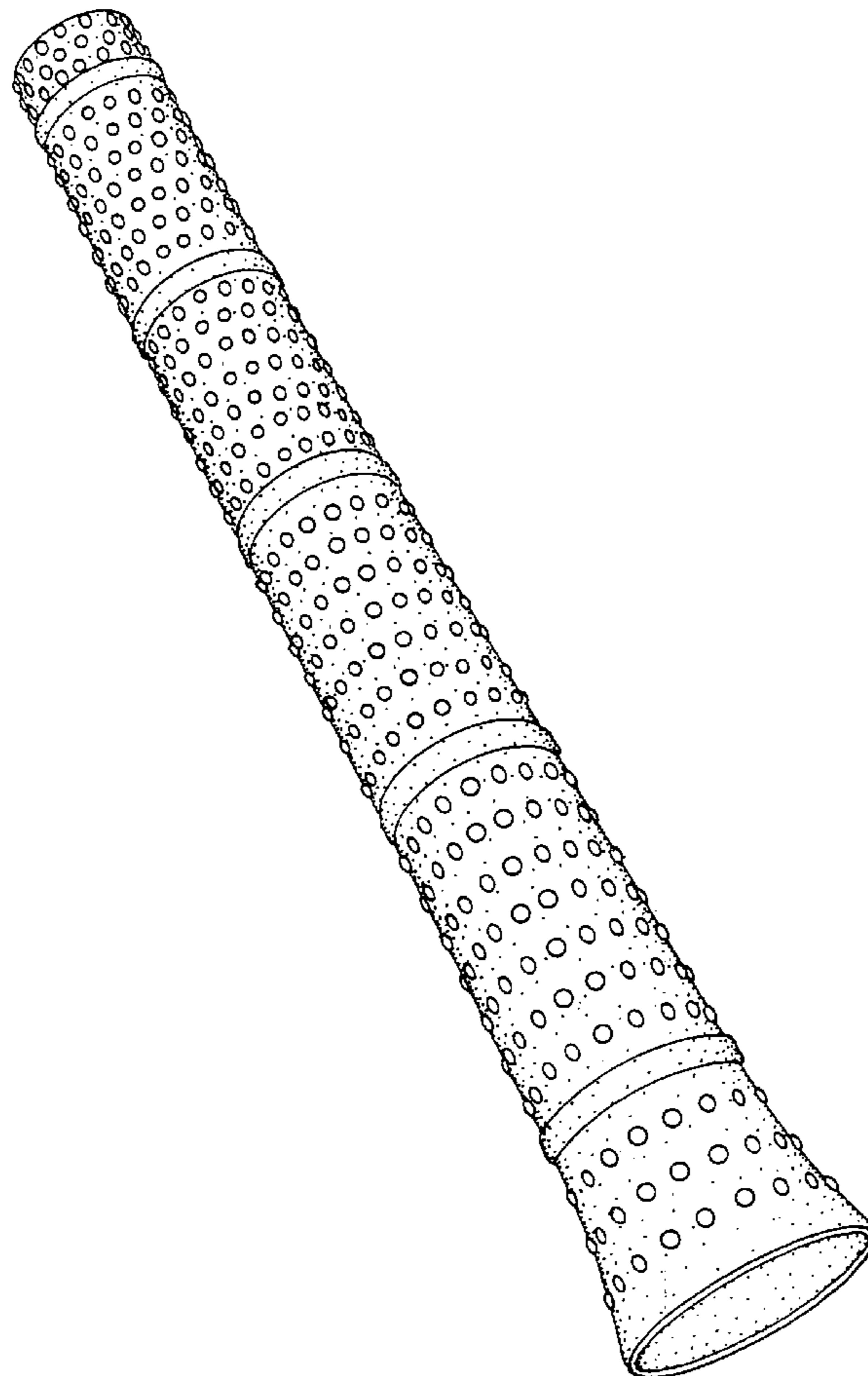
FIG. 2 is a front elevational view thereof;

FIG. 3 is a bottom plan view thereof; and,

FIG. 4 is a top plan view thereof.

The rear and side views of the hand grip are identical to FIG. 1.

**1 Claim, 3 Drawing Sheets**



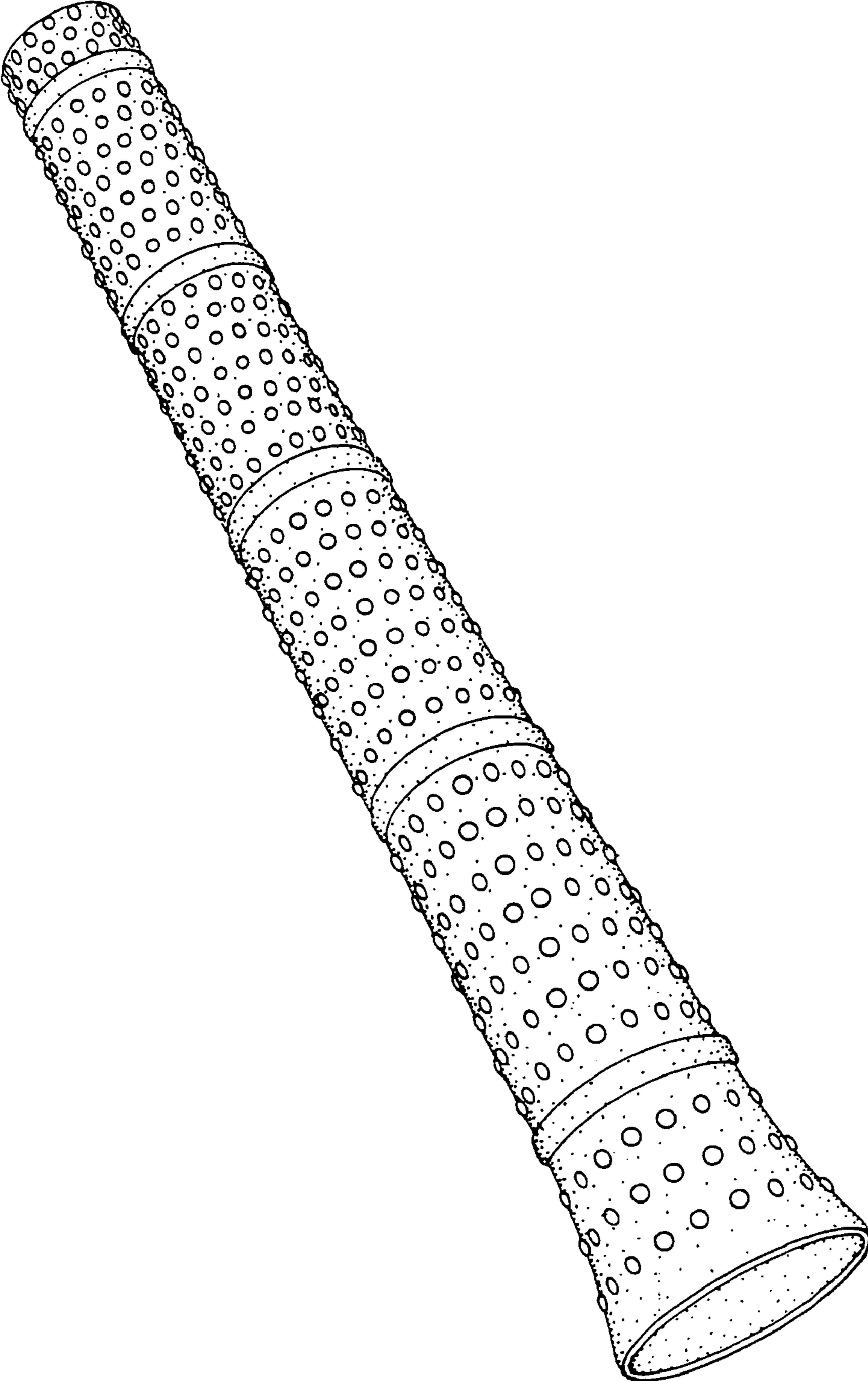


FIG. 1

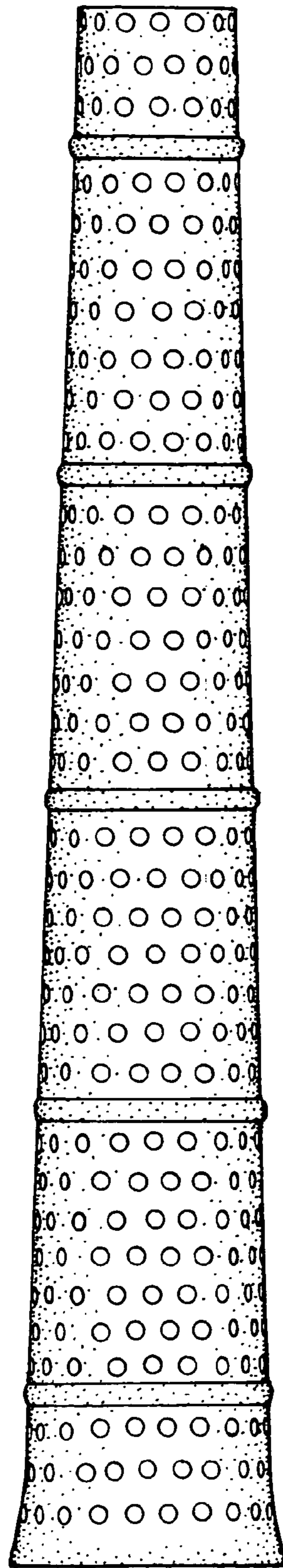


FIG. 2

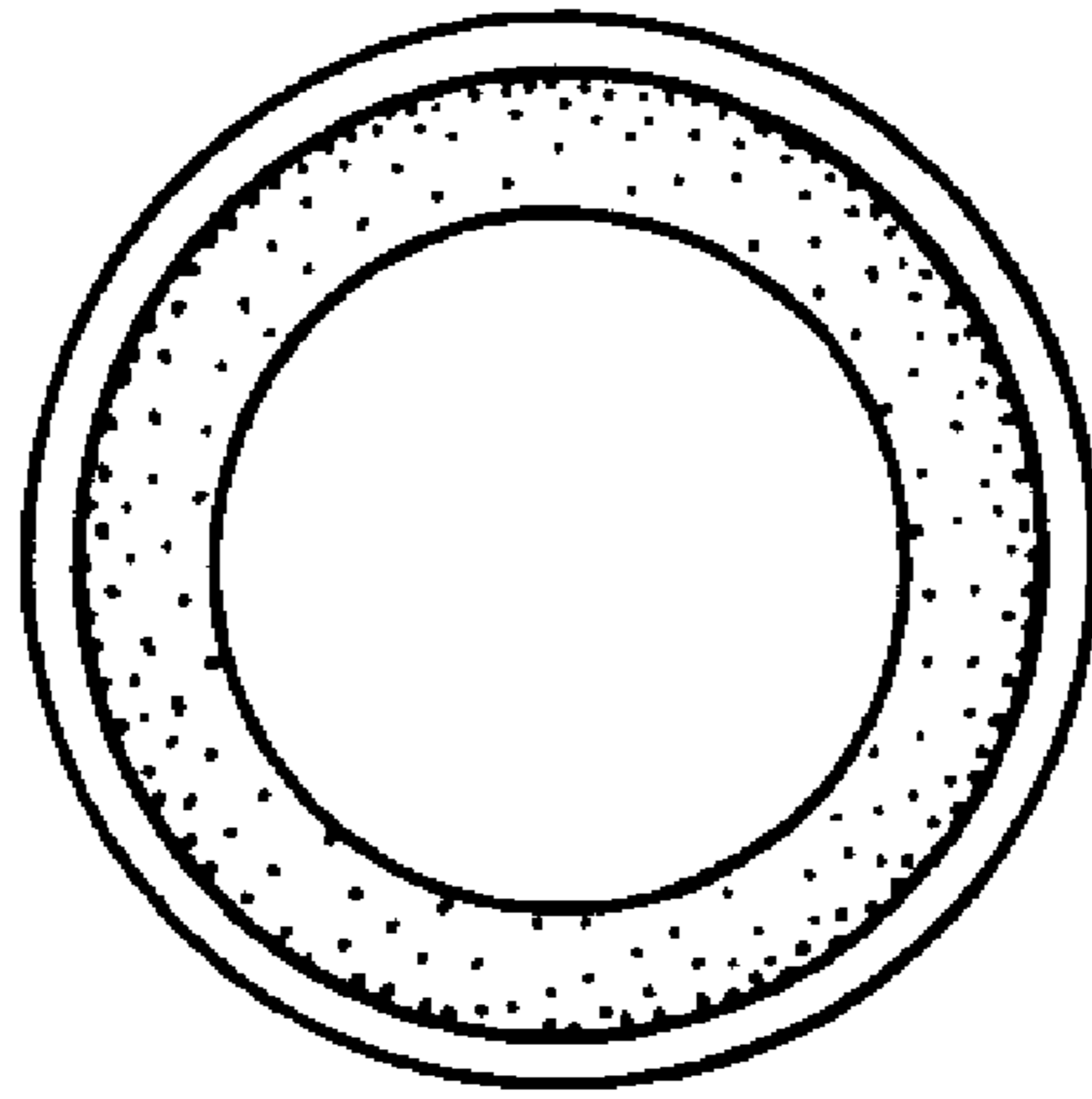


FIG. 3




FIG. 4