



US00D589767S

(12) **United States Design Patent**
Huang

(10) **Patent No.:** **US D589,767 S**

(45) **Date of Patent:** **** Apr. 7, 2009**

(54) **TROWEL BLADE**

(75) Inventor: **Kai Yuan Huang**, Ashfield (AU)

(73) Assignee: **J & M Technology Pty Ltd**, Ashfield (AU)

(**) Term: **14 Years**

(21) Appl. No.: **29/284,443**

(22) Filed: **Sep. 7, 2007**

(30) **Foreign Application Priority Data**

Mar. 7, 2007 (AU) 16777/2007

(51) **LOC (9) Cl.** **08-01**

(52) **U.S. Cl.** **D8/10**

(58) **Field of Classification Search** D8/10;
15/235.6

See application file for complete search history.

(56) **References Cited**

U.S. PATENT DOCUMENTS

D472,787 S * 4/2003 Kyte D8/107
6,604,256 B1 * 8/2003 Pytlewski 15/235.4

2003/0079306 A1 * 5/2003 Hsu 15/28
2006/0162111 A1 * 7/2006 Miller 15/235.6
2007/0061988 A1 * 3/2007 Hurley et al. 15/235.6
2008/0011428 A1 * 1/2008 Turner 156/574
2008/0060159 A1 * 3/2008 Martin 15/235.4

* cited by examiner

Primary Examiner—Holly H Baynham

Assistant Examiner—Sheryl Lane

(74) *Attorney, Agent, or Firm*—TraskBritt

(57) **CLAIM**

The ornamental design for a trowel blade, as shown and described.

DESCRIPTION

FIG. 1 is a top view showing a new design;

FIG. 2 is a bottom view of the new design;

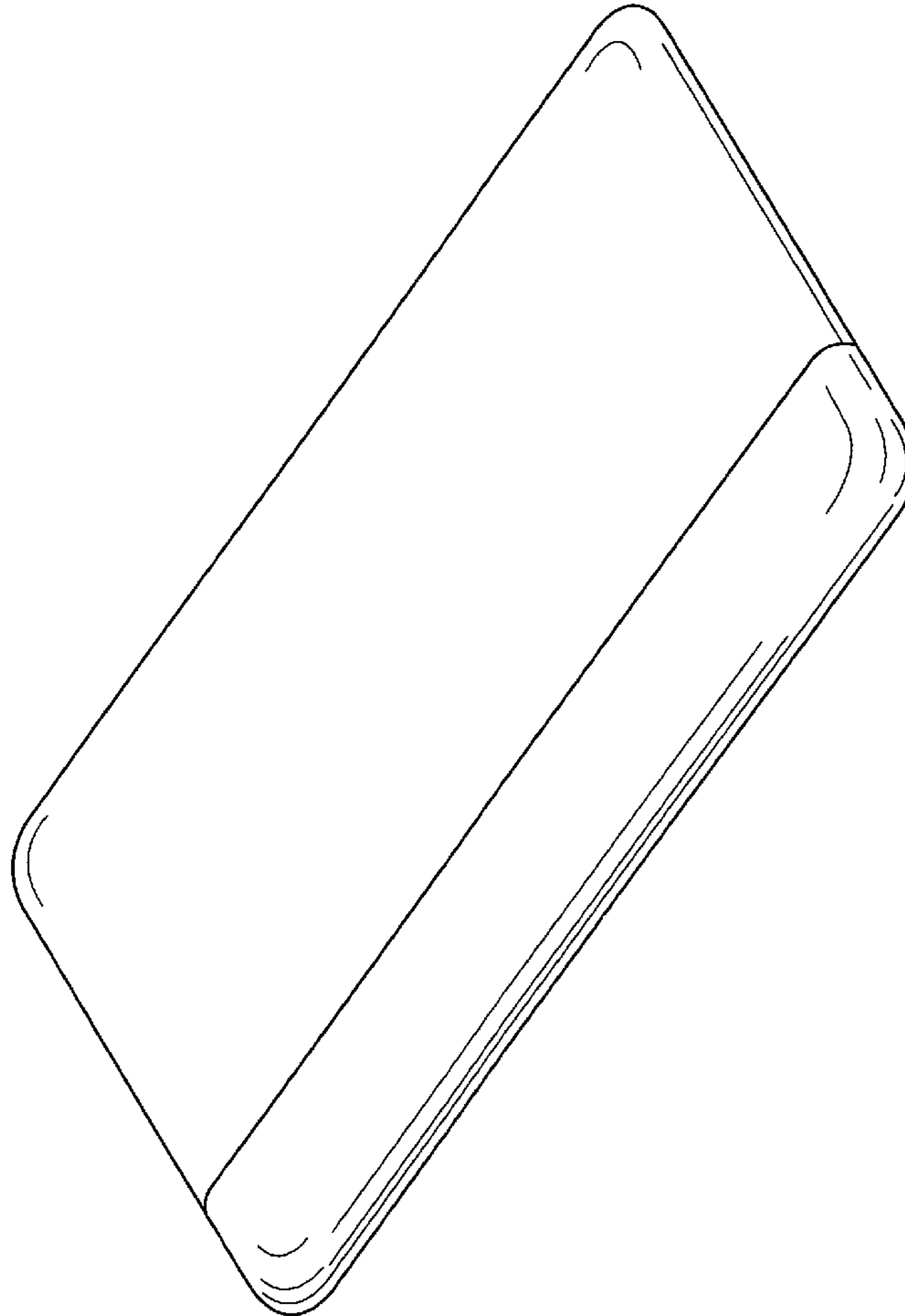
FIG. 3 is a front view of the new design;

FIG. 4 is a left side view of the new design;

FIG. 5 is a right side view of the new design; and,

FIG. 6 is a perspective view of the new design.

1 Claim, 4 Drawing Sheets



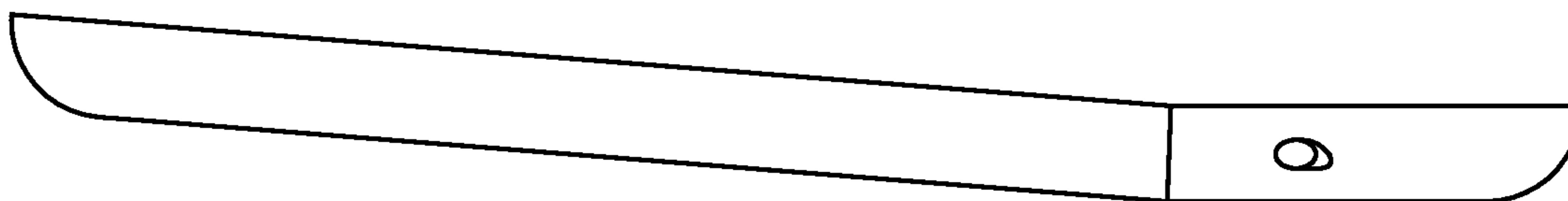


FIG. 1

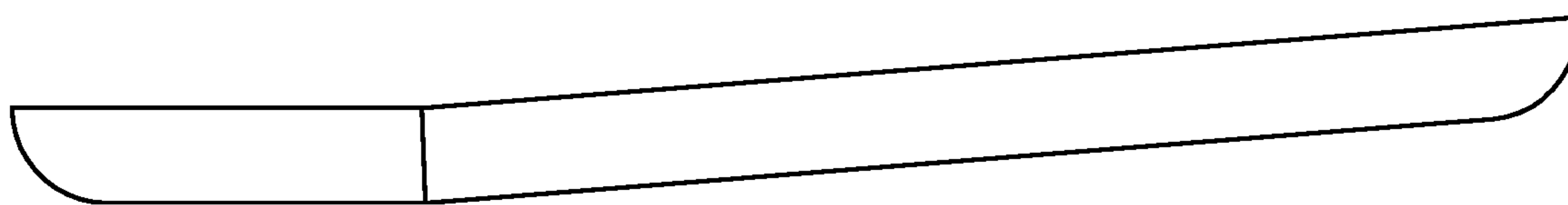


FIG. 2




FIG. 3




FIG. 4




FIG. 5

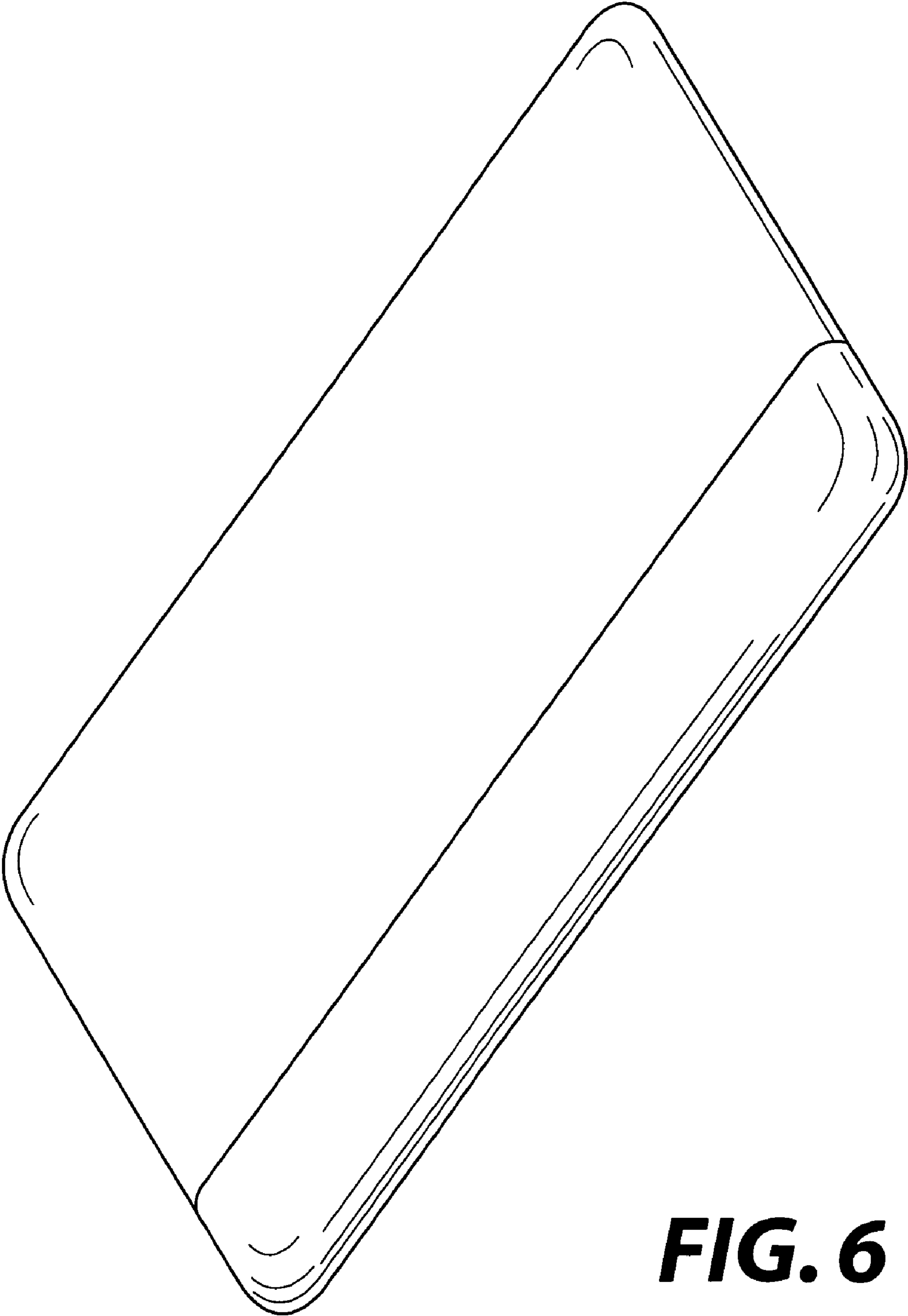


FIG. 6