



US00D589755S

(12) **United States Design Patent**  
**Goodman et al.**

(10) **Patent No.:** **US D589,755 S**  
(45) **Date of Patent:** **\*\* Apr. 7, 2009**

(54) **FRUIT BOWL**

(75) Inventors: **Sheldon H. Goodman**, Solon, OH (US);  
**Omer I. Sazir**, Cleveland, OH (US)

(73) Assignee: **Spectrum Diversified Designs, Inc.**,  
Streetsboro, OH (US)

(\*\*) Term: **14 Years**

(21) Appl. No.: **29/296,645**

(22) Filed: **Oct. 25, 2007**

(51) **LOC (9) Cl.** ..... **07-01**

(52) **U.S. Cl.** ..... **D7/601**

(58) **Field of Classification Search** ..... D7/601,  
D7/602, 629, 704, 584-587, 409; D19/76;  
D3/304, 306; 211/181.1, 13.1, 41.3, 41.4,  
211/86.01, 88.01; 220/574-575, 766-769,  
220/494, 485, 488; D6/566, 525, 567, 511,  
D6/572, 574, 537, 540

See application file for complete search history.

(56) **References Cited**

**U.S. PATENT DOCUMENTS**

2,924,168 A \* 2/1960 Jamentz ..... D7/602  
D274,880 S \* 7/1984 Bentson ..... D7/409  
D339,266 S \* 9/1993 Lockett ..... D7/409

D371,228 S \* 6/1996 Monin ..... D7/409  
D446,688 S \* 8/2001 Vanello ..... D7/601  
D519,325 S \* 4/2006 Goodman et al. .... D7/601

\* cited by examiner

*Primary Examiner*—Terry A Wallace

(74) *Attorney, Agent, or Firm*—Pearne & Gordon LLP

(57) **CLAIM**

The ornamental design for a fruit bowl, as shown and described.

**DESCRIPTION**

FIG. 1 is a perspective view of a fruit bowl, showing our new design;

FIG. 2 is a side elevational view thereof;

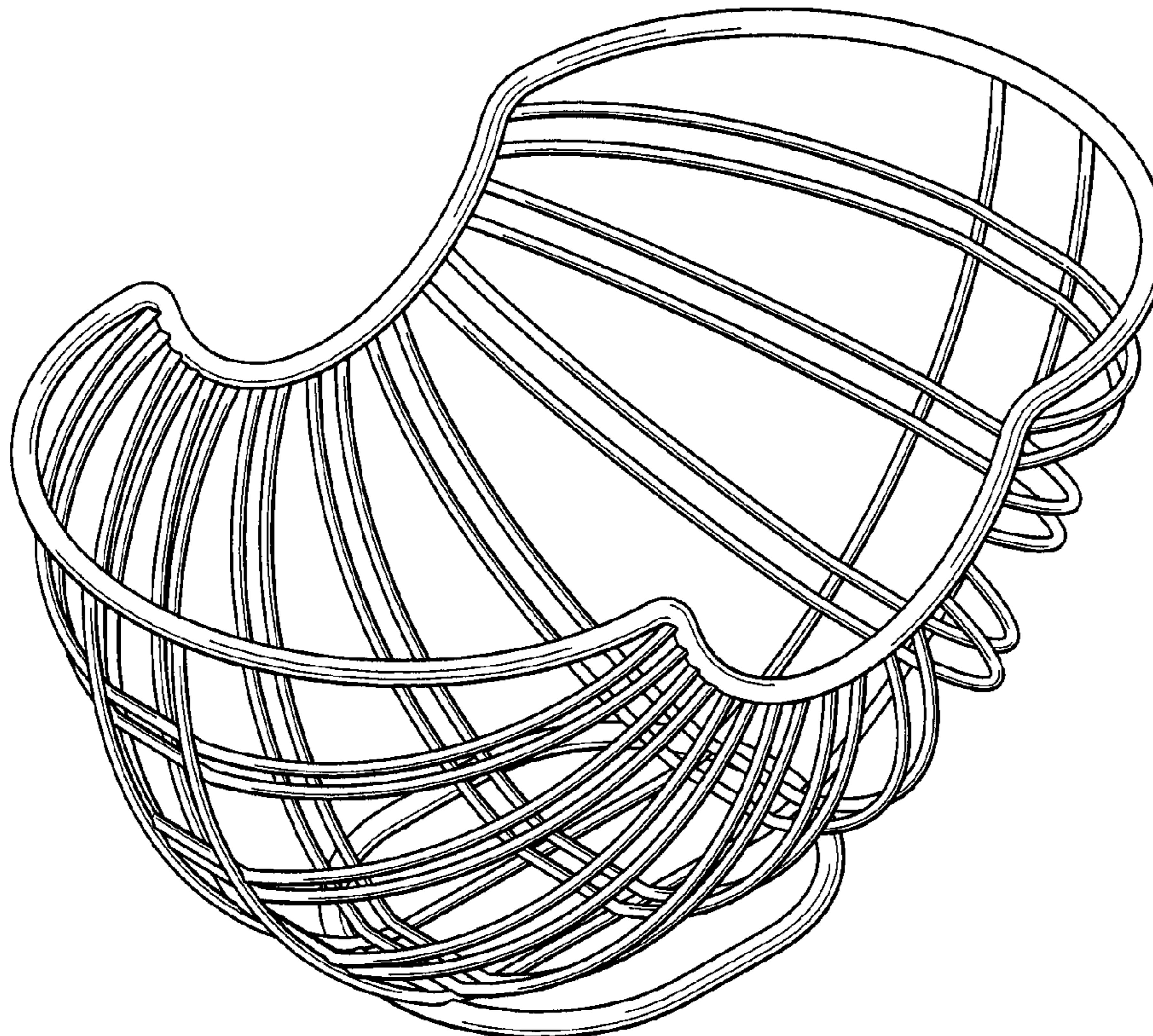
FIG. 3 is a front elevational view thereof;

FIG. 4 is a top plan view thereof;

FIG. 5 is a bottom plan view thereof; and,

FIG. 6 is a front elevational view of a second embodiment of a fruit bowl showing our new design. The broken away sections on the top and bottom edges indicate unspecified length and the specific number of radial bars does not form a part of the design and the exterior and interior peripheral profiles each maintain the indicated uniform curve.

**1 Claim, 3 Drawing Sheets**



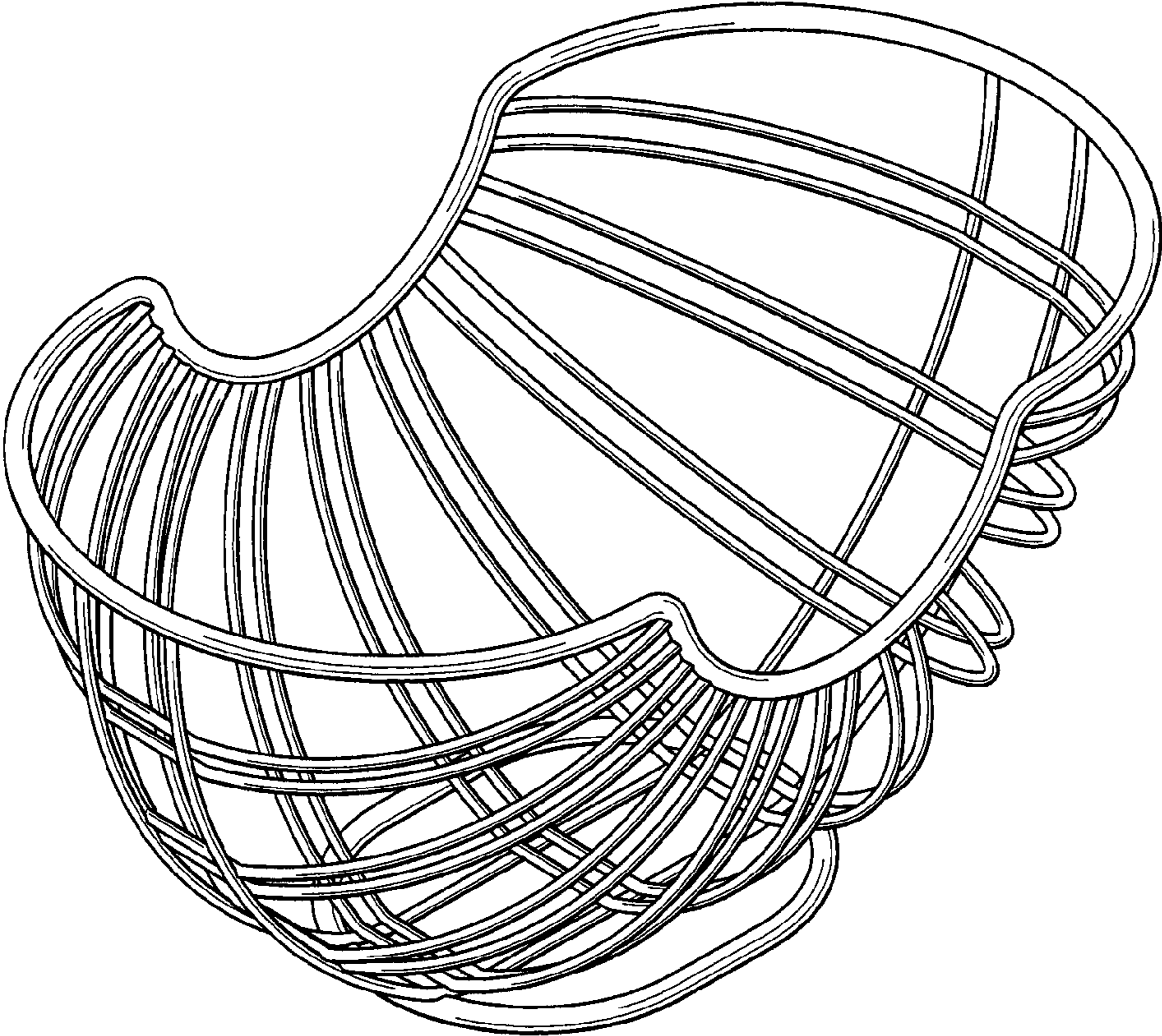


FIG. 1

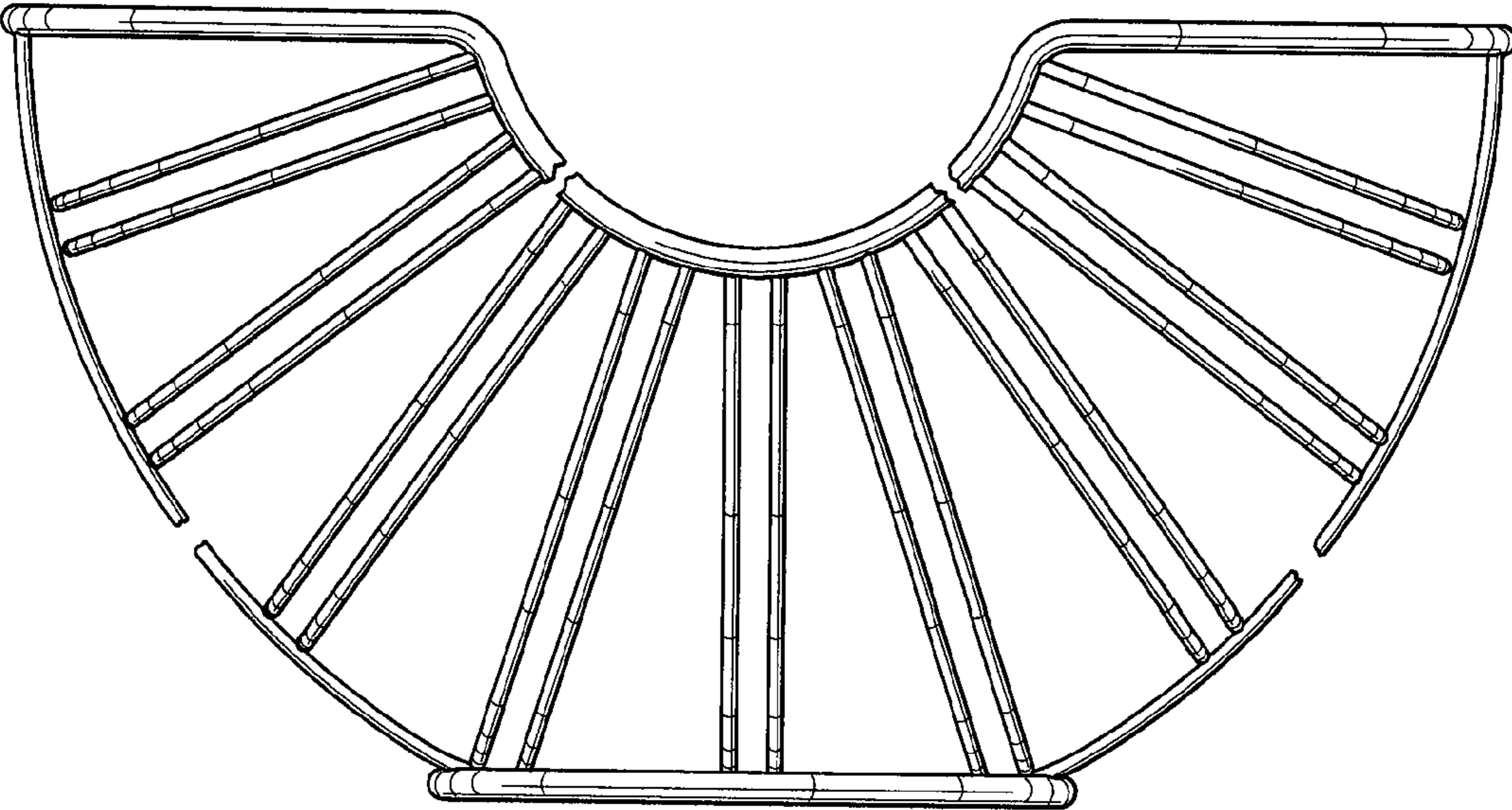


FIG. 6

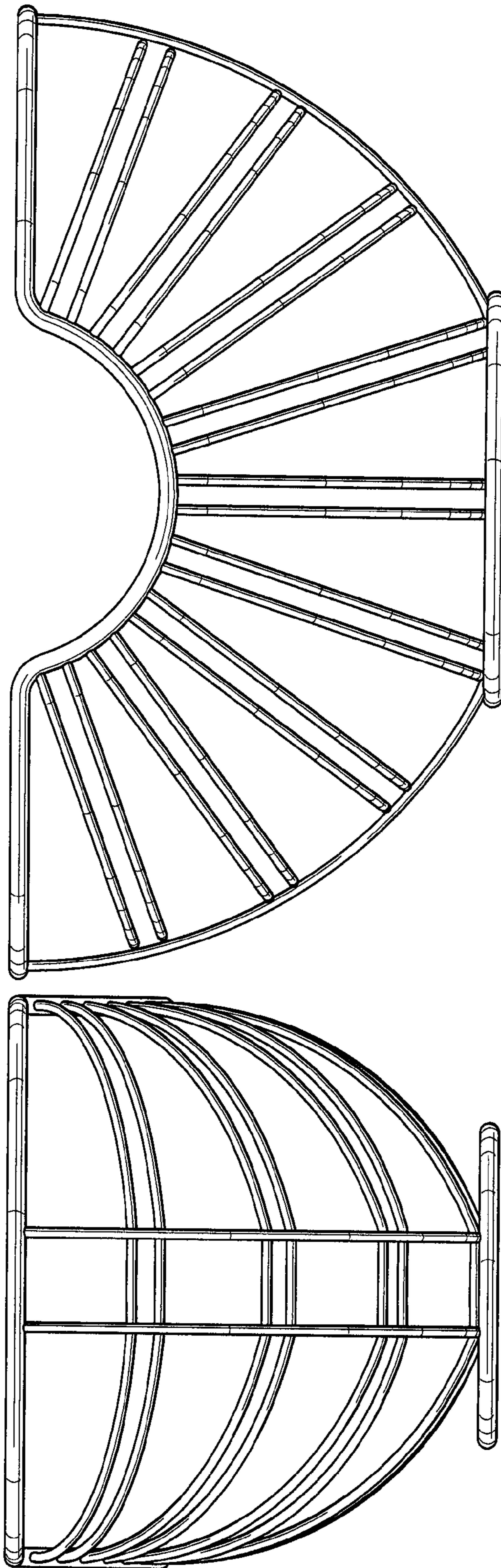


FIG. 2

FIG. 3

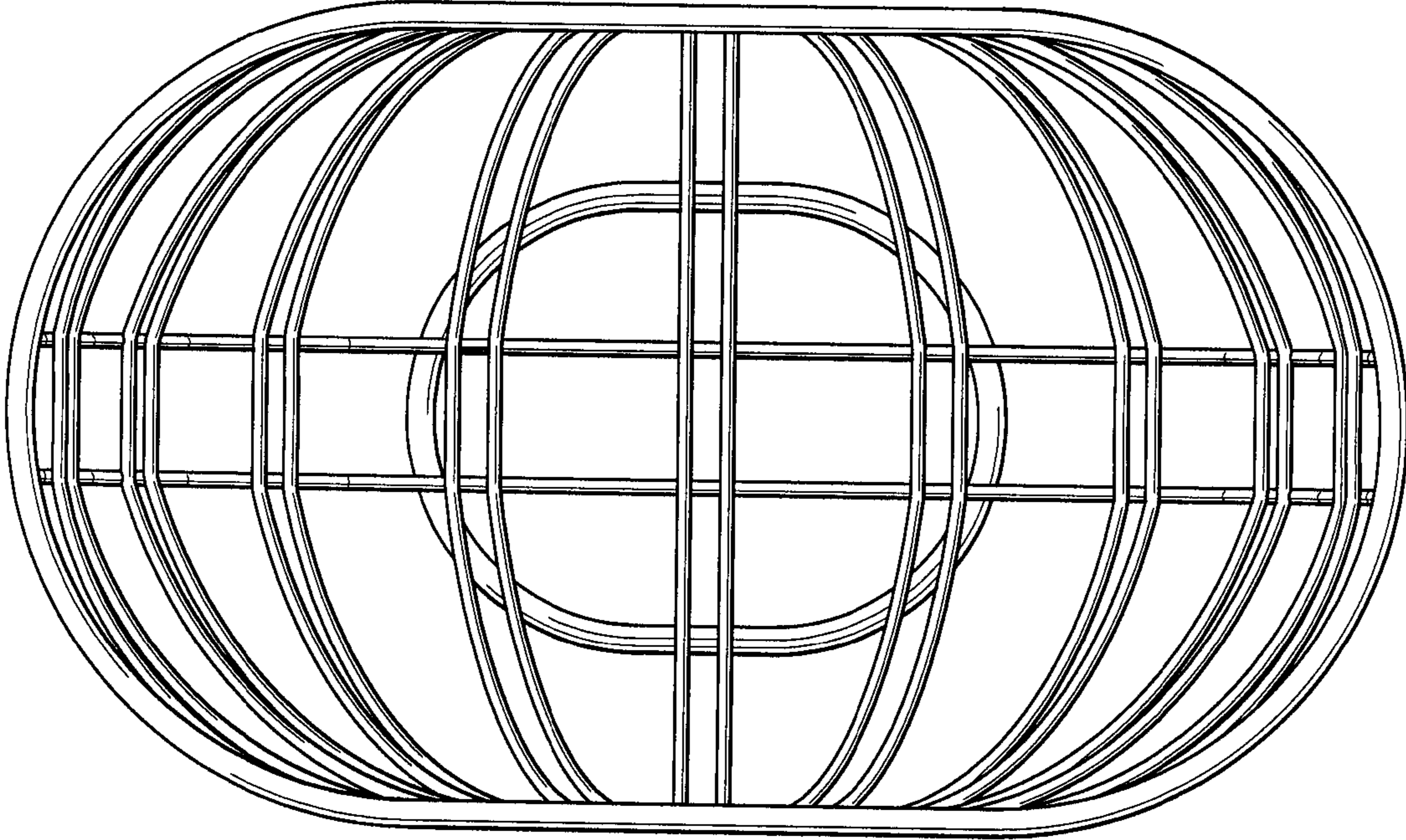


FIG. 4




FIG. 5