



US00D589745S

(12) **United States Design Patent**
Munari et al.

(10) **Patent No.:** **US D589,745 S**

(45) **Date of Patent:** **** Apr. 7, 2009**

(54) **SAUCEPAN HANDLE**

(75) Inventors: **Patrizio Munari**, San Paulo (BR);
Marco Munari, Cardan Al Campo (IT)

(73) Assignee: **La Termoplastico F.B.M. - S.r.l.**, Via Del
Tomago (IT)

(**) Term: **14 Years**

(21) Appl. No.: **29/318,866**

(22) Filed: **May 29, 2008**

Related U.S. Application Data

(62) Division of application No. 29/260,350, filed on May
23, 2006.

(30) **Foreign Application Priority Data**

Nov. 28, 2005 (BR) D16504456-8

(51) **LOC (9) Cl.** **07-02**

(52) **U.S. Cl.** **D7/395**

(58) **Field of Classification Search** D7/354-361,
D7/393-395; D8/107, 300, 301, 307, 315,
D8/317, 319; 16/430, 431, 110.1, 407, 441,
16/443; 220/573.1-573.5, 752, 753, 755,
220/756, 912

See application file for complete search history.

(56) **References Cited**

U.S. PATENT DOCUMENTS

4,761,851 A * 8/1988 Day et al. 220/752
D384,243 S * 9/1997 Nicollet D7/395

D392,151 S * 3/1998 Munari D7/395
D411,077 S * 6/1999 Kwok D7/395
D417,121 S * 11/1999 Brunianyn D7/395
6,032,822 A * 3/2000 Munari 220/573.1
D448,973 S * 10/2001 Hay et al. D7/395
D461,363 S * 8/2002 Law D7/395
D490,270 S * 5/2004 Pippel et al. D7/395
D491,016 S * 6/2004 Rae D7/395
D491,764 S * 6/2004 Munari D7/395
D494,038 S * 8/2004 Shih D8/107
D496,219 S * 9/2004 Rae D7/395

* cited by examiner

Primary Examiner—Holly H Baynham

Assistant Examiner—Cynthia M Chin

(74) *Attorney, Agent, or Firm*—Lieberman & Brandsdorfer,
LLC

(57) **CLAIM**

The ornamental design for a saucepan handle, as shown and
described.

DESCRIPTION

FIG. 1 is a top view of a saucepan handle, showing the new
design;

FIG. 2 is a side view taken from FIG. 1, the opposite side view
being the mirror image thereof;

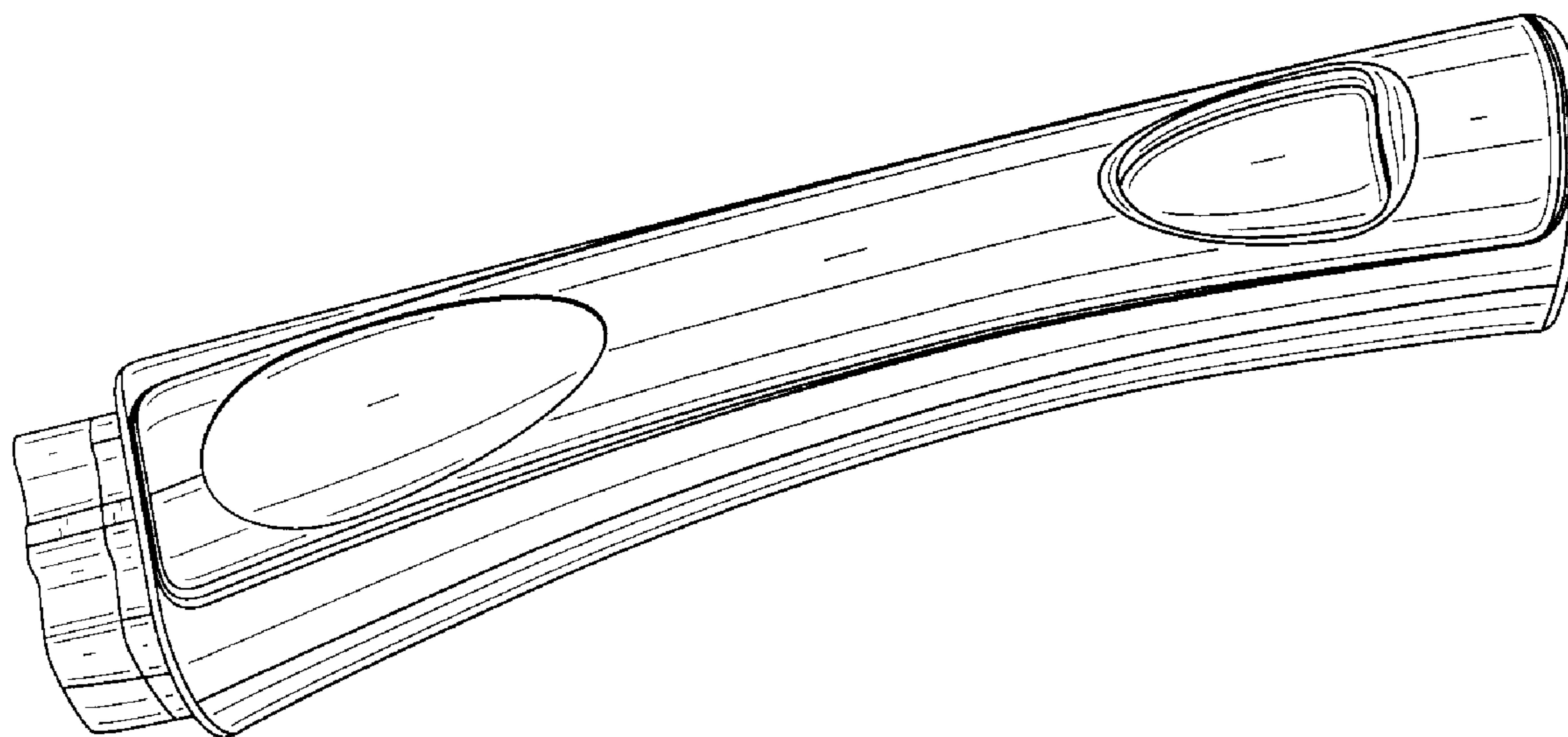
FIG. 3 is a bottom view taken from FIG. 1;

FIG. 4 is a front elevational view taken from FIG. 1;

FIG. 5 is a back elevational view taken from FIG. 1; and,

FIG. 6 is a top/side perspective view taken from FIG. 1.

1 Claim, 1 Drawing Sheet






FIG. 1



FIG. 2

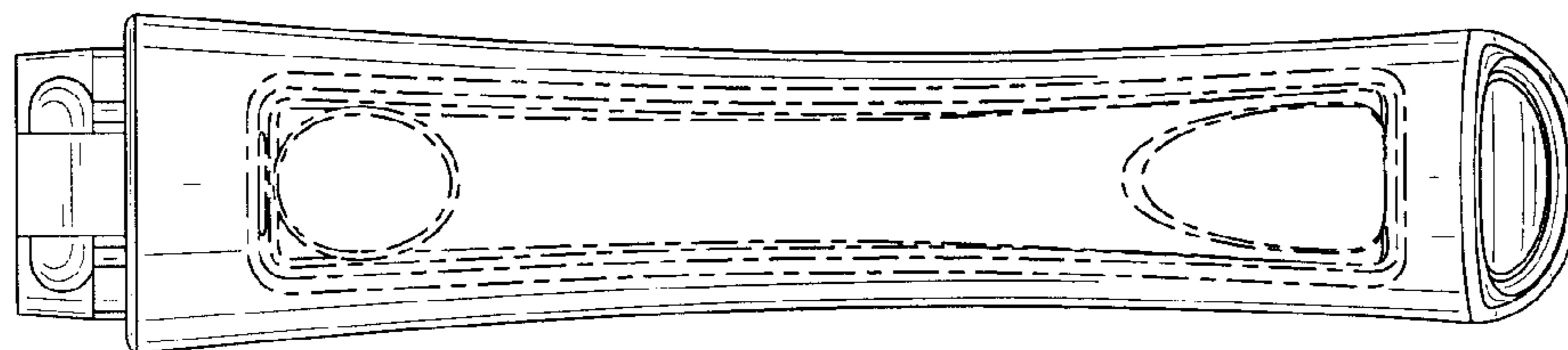


FIG. 3

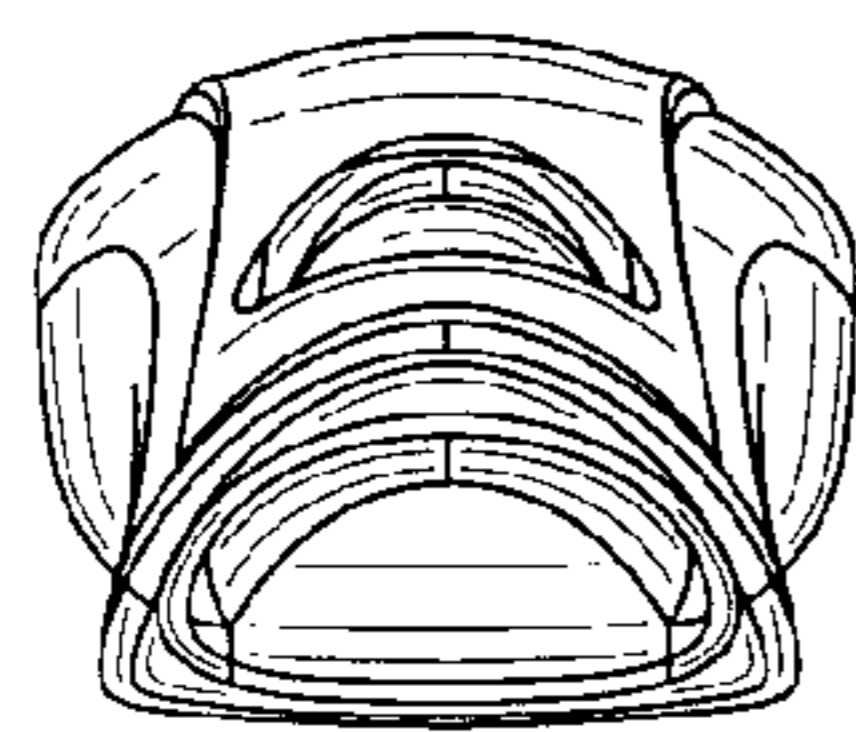


FIG. 4

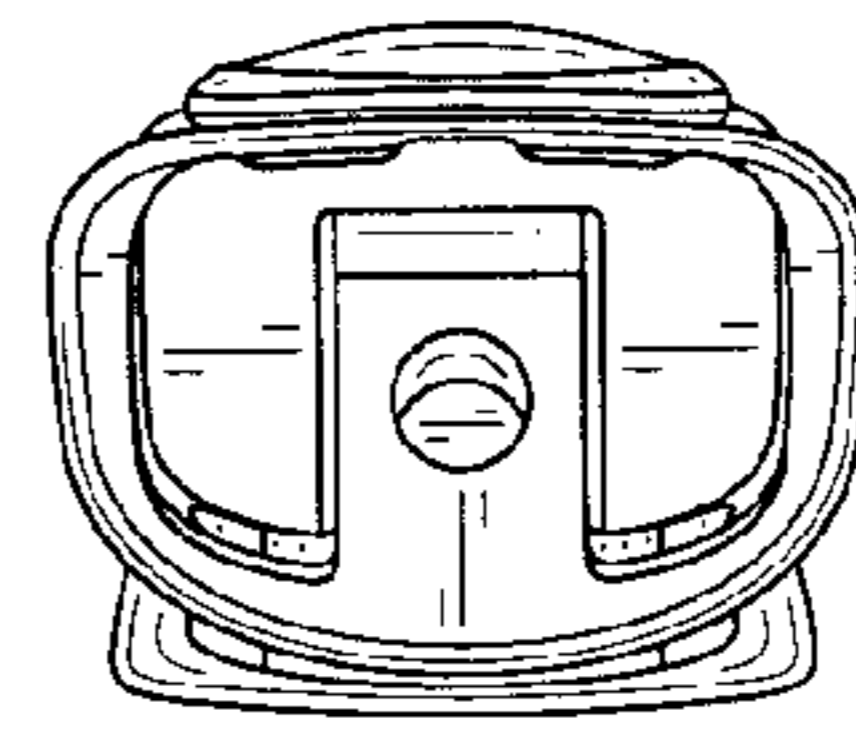


FIG. 5

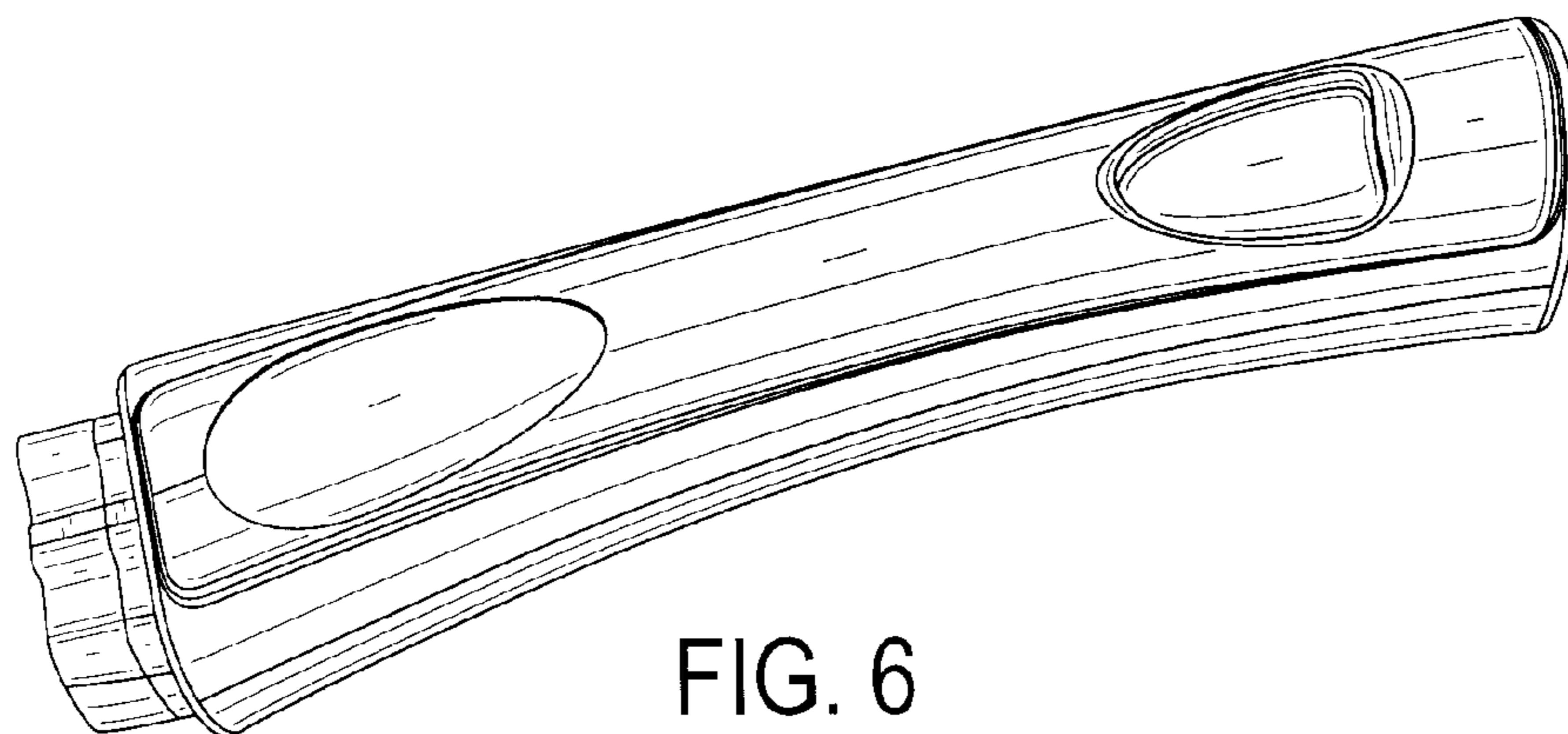


FIG. 6