



US00D589740S

(12) **United States Design Patent**
Strayle

(10) **Patent No.:** **US D589,740 S**

(45) **Date of Patent:** **** Apr. 7, 2009**

(54) **GAS COOKTOP**

D461,090 S * 8/2002 Rummel et al. D7/346
D495,924 S * 9/2004 Becker et al. D7/408

(75) Inventor: **Sören Strayle**, München (DE)

* cited by examiner

(73) Assignee: **BSH Bosch und Siemens Hausgeraete GmbH**, Munich (DE)

Primary Examiner—Catherine R Oliver
(74) *Attorney, Agent, or Firm*—Russell W. Warnock; James E. Howard

(**) Term: **14 Years**

(21) Appl. No.: **29/301,820**

(57) **CLAIM**

(22) Filed: **Mar. 18, 2008**

The ornamental design for a gas cooktop, as shown and described.

(30) **Foreign Application Priority Data**

DESCRIPTION

Oct. 2, 2007 (EM) 000811682

FIG. 1 is a perspective view of a gas cooktop showing my ornamental design;

(51) **LOC (9) Cl.** **07-02**

FIG. 2 is a top plan view thereof;

(52) **U.S. Cl.** **D7/346**

FIG. 3 is a front view thereof;

(58) **Field of Classification Search** D7/346–347,
D7/336–337, 402–408; 126/30 R, 39 BA,
126/39 G, 40, 211, 214 R, 214 C

FIG. 4 is a rear view thereof;

See application file for complete search history.

FIG. 5 is a left view thereof;

(56) **References Cited**

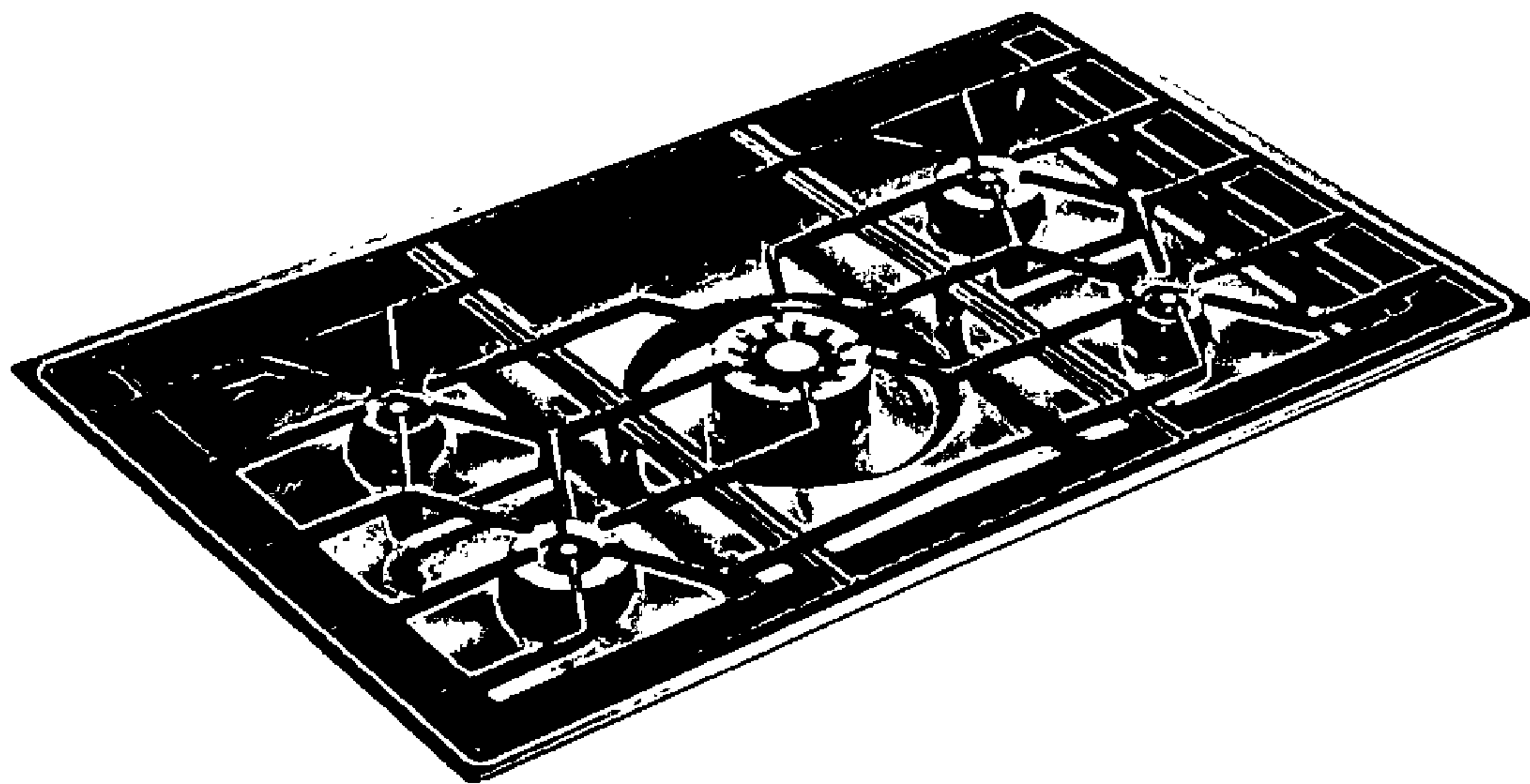
FIG. 6 is a right view thereof; and,

U.S. PATENT DOCUMENTS

FIG. 7 is a bottom view thereof.

5,046,477 A * 9/1991 Bennett et al. 126/39 B

1 Claim, 2 Drawing Sheets



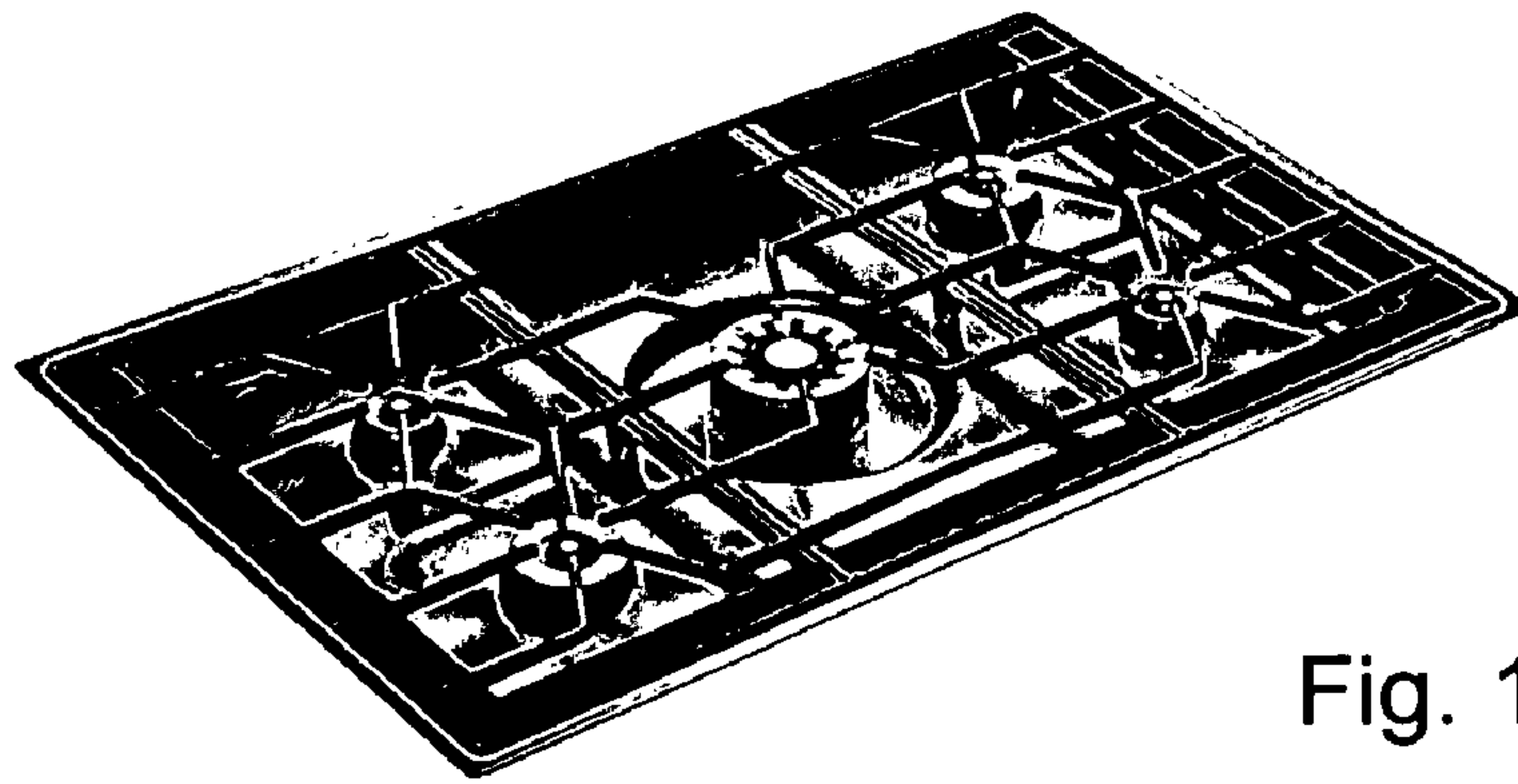


Fig. 1




Fig. 2



Fig. 3



Fig. 4




Fig. 5



Fig. 6



Fig. 7